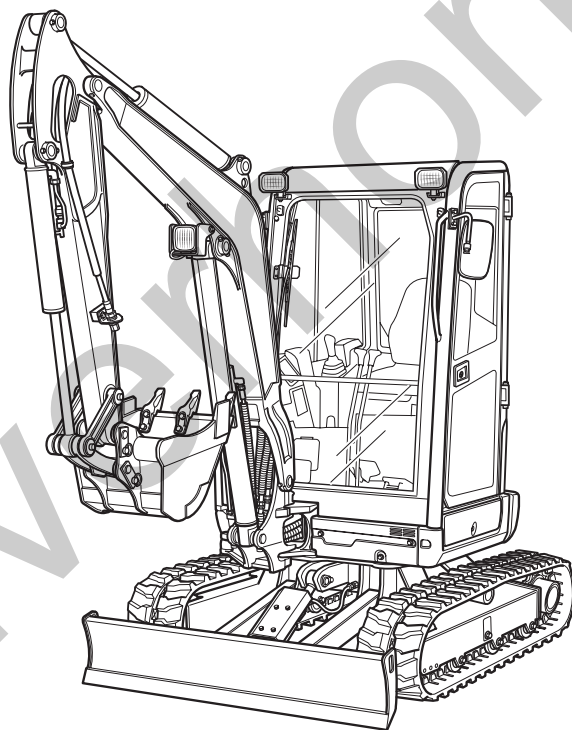


KUBOTA EXCAVATOR PELLETEUSE KUBOTA KUBOTA BAGGER

ILLUSTRATED PARTS LIST
LISTE DES PIÈCES
STÜCK LISTE

MODEL
MODELE U27-4
MODELL



Kubota

NOTICE

This Parts List is for the following purposes.

1. When ordering parts, check with this Parts List to confirm the part No. and the name of parts.
2. When making repairs to the illustrations in this Parts List.
3. This Parts List is subject to change without notice.

NOTE

Utilisation de ce livre

1. A la commande d'une pièce, chercher la référence et le nom de la pièce.
2. Pour les réparations, employez les illustrations.
3. La liste des pièces peut-être modifié sans préavis.

ACHTUNG

Die vorliegende Stückliste ist zur Verwendung der folgenden Fälle aufzubewahren:

1. Bei Bestellung der Teile anhand dieser Liste die Kennzahl und die Bezeichnung der Teile feststellen.
2. Bei Reparatur auf die Figur in der Stückliste Bezug nehmen.
3. Änderungen dieser Bestandteilliste vorbehalten.

**TABLE OF MODELS
TABLEAU DES MODELES
MODELLE TAFEL**

MODEL MODELE MODELL	CODE No. No. DE CODE CODE-Nr.	DESTINATION DESTINATION BESTIMM- UNGSORT	CRAWLER CHENILLE LAUFKETTEN		ARM BRAS ARM	BUCKET GODET DE PELLE KÜBEL		ENGINE MOTEUR MOTOR
			IRON FER EISEN	RUBBER CAOUTCHOUC GUMMI	1300mm	450mm	TO BE PROCURED ON-SITE A SE PROCURER SUR PLACE VOM ÖRTLICHEN FACHHANDEL ZU BEZIEHEN	MODEL (CODE No.) MODELE (No. DE CODE) MODELL (CODE-Nr.)
U27-4 HGL	RGH11-13200			○	○			D1105-E4-BH-2 (1J033-10000)
U27-4 HGL B	RGH11-13210			○	○	○		
U27-4 GL	RGH11-23200			○	○			
U27-4 GL B	RGH11-23210			○	○	○		

**ENGINE
MOTEUR
MOTOR**

Fig.No. **000100**

CRANKCASE

BLOC MOTEUR

KURBELGEHAEUSE

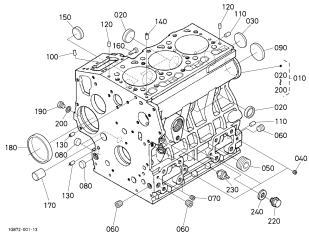


Fig.No. **000200**

OIL PAN

CARTER D'HUILE

OELWANNE

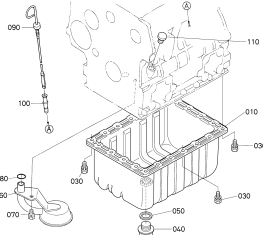


Fig.No. **000300**

CYLINDER HEAD

CULASSE

ZYLINDERKOPF

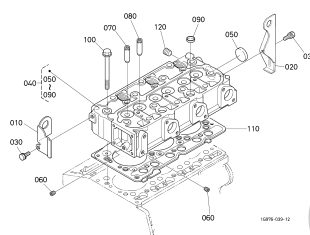


Fig.No. **000400**

GEAR CASE

CARTER DE DISTRIBUTION

GETRIEBEGHAEUSE

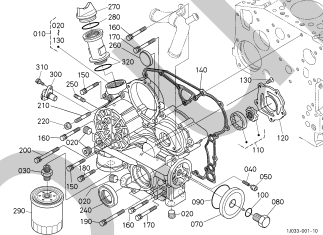


Fig.No. **000500**

HEAD COVER

COUVRE-CULASSE

ZYLINDERKOPF-DECKEL

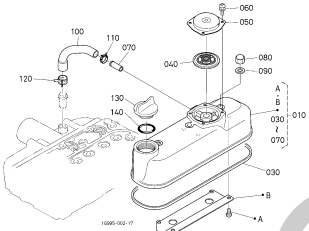


Fig.No. **003000**

ENGINE BRACKET

CONSOLE DE MOTEUR

MOTOR TRAEGER

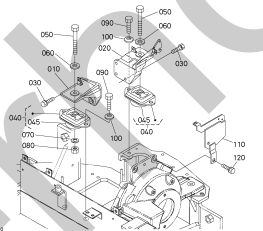


Fig.No. **010000**

MAIN BEARING CASE

PALIERI DE VILEBREQUIN

HAUPTLAGERGEHAEUSE

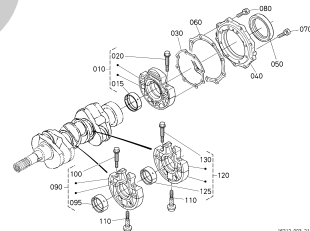


Fig.No. **010100**

**CAMSHAFT AND IDLE
GEAR SHAFT**

**ARBRE A CAMES ET ARBRE DE
PIGNON FOU**

**NOCKENWELLE UND
WELLE,FREILAUFGETR**

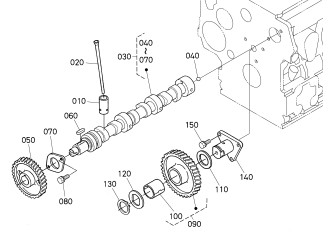


Fig.No. **010200**

**PISTON AND
CRANKSHAFT**

PISTON ET VILEBREQUIN

**KOLBEN UND
KURBELWELLE**

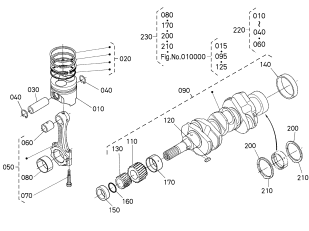


Fig.No. **010300**

FLYWHEEL

VOLANT MOTEUR

SCHWUNGRAD

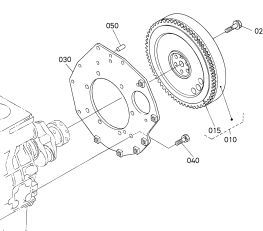


Fig.No. **010500**

**FUEL CAMSHAFT AND GOVERNOR
SHAFT**

**ARBRE A CAMES DE CARBURANT
ET ARBRE REGULATEUR**

**KRAFTSTOFF-NOCKENWELLE UND
ACHSE**

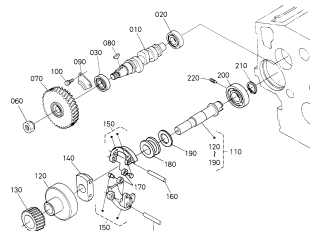
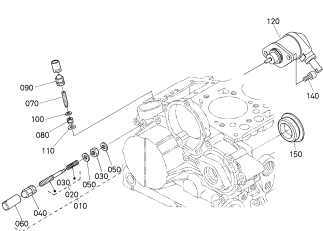


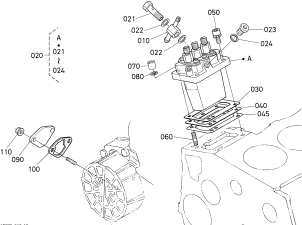
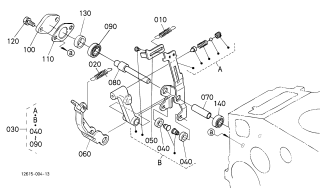
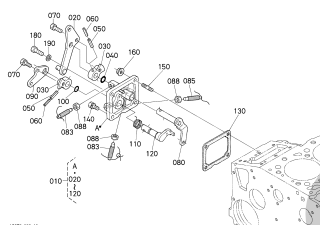
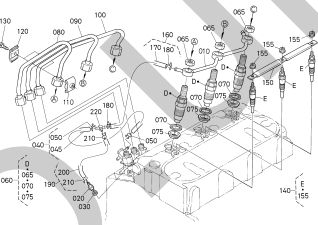
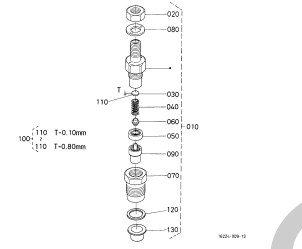
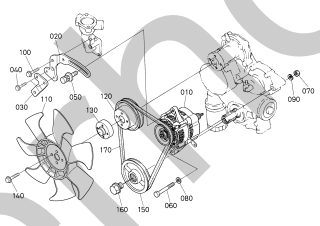
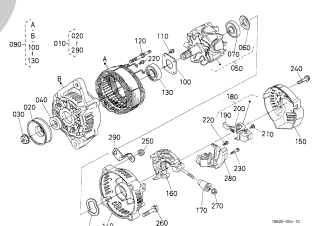
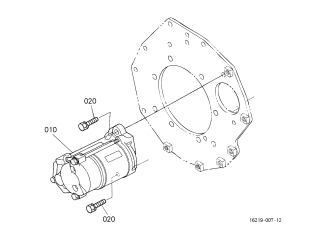
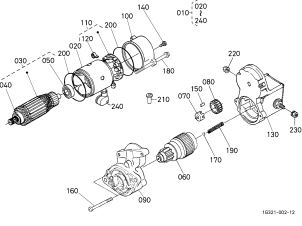
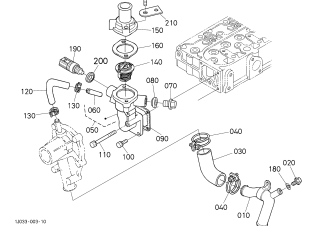
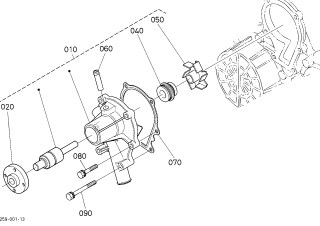
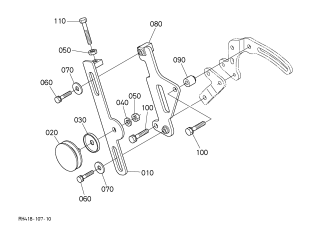
Fig.No. **020100**

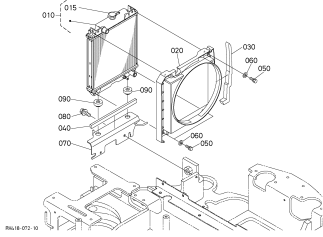
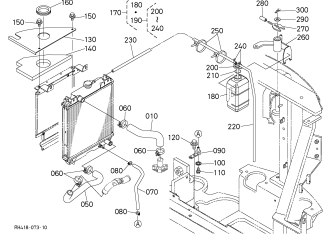
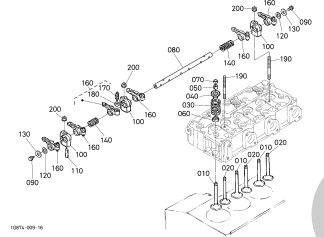
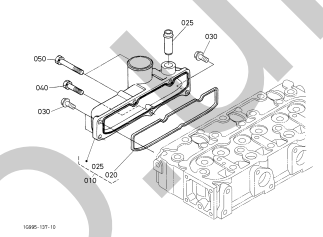
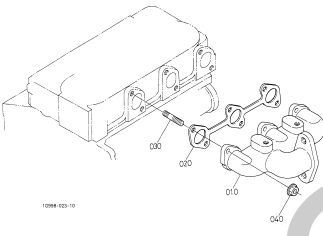
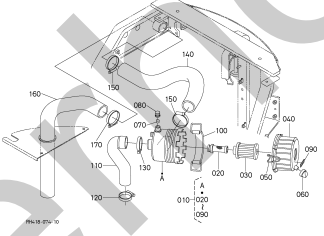
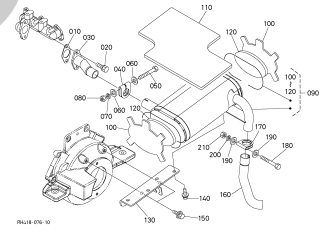
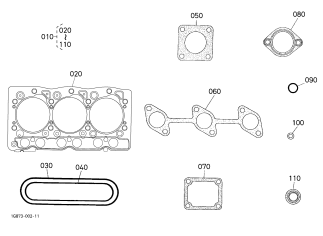
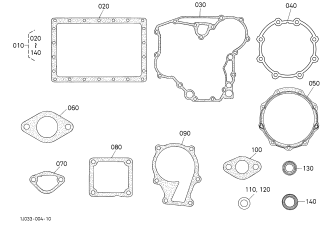
STOP SOLENOID

SOLENOIDE D'ARRET

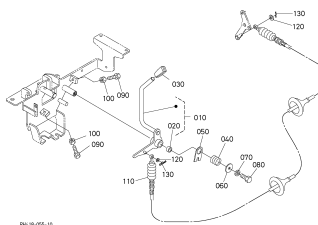
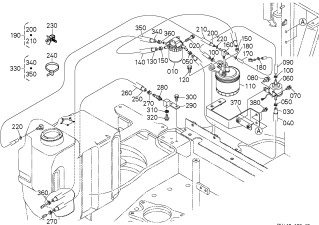
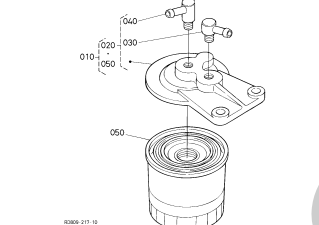
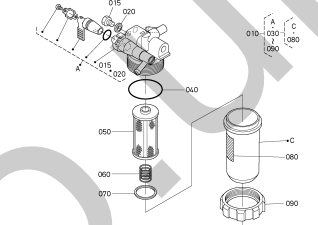
STOP SOLENOID

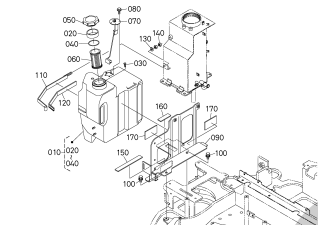


<p>Fig.No. 020200</p> <p>INJECTION PUMP</p> <p>POMPE D'INJECTION</p> <p>EINSPRITZENPUMPE</p> 	<p>Fig.No. 020400</p> <p>GOVERNOR</p> <p>REGULATEUR DE VITESSES</p> <p>REGLER</p> 	<p>Fig.No. 020500</p> <p>SPEED CONTROL PLATE</p> <p>PLAQUE DE VITESSE-CONTROLE</p> <p>GESCHWINDIGKEITS-REGLERPLATTE</p> 	<p>Fig.No. 020600</p> <p>NOZZLE HOLDER AND GLOW PLUG</p> <p>PORTE-INJECTEUR ET BOUGIE DE PRECHAUFFAGE</p> <p>DUESENHALTER UND GLUEHKERZE</p> 
<p>Fig.No. 020700</p> <p>NOZZLE HOLDER (COMPONENT PARTS)</p> <p>PORTE-INJECTEUR [PARTIES COMPOSANTES]</p> <p>DUESENHALTER [EINZEL-TEIL]</p> 	<p>Fig.No. 041300</p> <p>ALTERNATOR</p> <p>ALTERNATEUR</p> <p>WECHSELSTROMMASCHINE</p> 	<p>Fig.No. 041400</p> <p>ALTERNATOR (COMPONENT PARTS)</p> <p>ALTERNATEUR [PARTIES COMPOSANTES]</p> <p>LICHTMASCHINE [EINZEL-TEIL]</p> 	<p>Fig.No. 041600</p> <p>STARTER</p> <p>DEMARREUR</p> <p>ANLASSER</p> 
<p>Fig.No. 041700</p> <p>STARTER (COMPONENT PARTS)</p> <p>DEMARREUR [PARTIES COMPOSANTES]</p> <p>ANLASSER [EINZEL-TEIL]</p> 	<p>Fig.No. 050000</p> <p>WATER FLANGE AND THERMOSTAT</p> <p>BRIDE A EAU ET THERMOSTAT</p> <p>WASSERFLANSCH UND THERMOSTAT</p> 	<p>Fig.No. 050100</p> <p>WATER PUMP</p> <p>POMPE A EAU</p> <p>WASSERPUMPE</p> 	<p>Fig.No. 050600</p> <p>TENSION PULLEY</p> <p>POULIE DE TENSION</p> <p>SPANNSCHEIBE</p> 

<p>Fig.No. 051100</p> <p>RADIATOR</p> <p>RADIATEUR</p> <p>KUEHLER</p> 	<p>Fig.No. 051300</p> <p>WATER PIPE AND RESERVE TANK</p> <p>TUYAU D'EAU</p> <p>WASSERROHR</p> 	<p>Fig.No. 060000</p> <p>VALVE AND ROCKER ARM</p> <p>SOUPAPES ET CULBUTEURS</p> <p>KIPPEBEL UND VENTILE</p> 	<p>Fig.No. 061000</p> <p>INLET MANIFOLD</p> <p>COLLECTEUR D'ADMISSION</p> <p>ANSAUGENLEITUNG</p> 
<p>Fig.No. 061200</p> <p>EXHAUST MANIFOLD</p> <p>COLLECTEUR D'ECHAPPEMENT</p> <p>AUSPUFFRUMMER</p> 	<p>Fig.No. 061400</p> <p>AIR CLEANER</p> <p>FILTRE A AIR</p> <p>LUFTFILTER</p> 	<p>Fig.No. 061600</p> <p>MUFFLER</p> <p>SILENCIEUX</p> <p>AUSPUFFTOPF</p> 	<p>Fig.No. 090100</p> <p>UPPER GASKET KIT</p> <p>JEU DE JOINTS</p> <p>DICHTUNG-GERAET</p> 
<p>Fig.No. 090200</p> <p>LOWER GASKET KIT</p> <p>JEU DE JOINTS</p> <p>DICHTUNG-GERAET</p> 			

**FUEL SYSTEM
CARBURANT SYSTEME
BRENNSTOFF SYSTEM**

<p>Fig.No. A20000</p> <p>ACCELERATOR LEVER</p> <p>LEVIER D'ACCELERATEUR</p> <p>BESCHLEUNIGUNGSHEBEL</p> 	<p>Fig.No. A30000</p> <p>FUEL PUMP AND PIPING</p> <p>TUYAUTAGE DE CARBURANT</p> <p>KRAFTSTOFFLEITUNGEN</p> 	<p>Fig.No. A30100</p> <p>FUEL FILTER (COMPONENT PARTS)</p> <p>FILTRE A CARBURANT (PARTIES COMPOSANTES)</p> <p>KRAFTSTOFFFILTER (EINZEL-TEIL)</p> 	<p>Fig.No. A30200</p> <p>SEPARATOR (COMPONENT PARTS)</p> <p>SEPARATEUR [PARTIES COMPOSANTES]</p> <p>TRENNSTUECK [EINZEL-TEIL]</p> 
--	---	--	--

<p>Fig.No. A30300</p> <p>FUEL TANK</p> <p>RESERVOIR A CARBURANT</p> <p>KRAFTSTOFFTANK</p> 
--

--	--	--

**ELECTRICAL SYSTEM
ELECTRICITE SYSTEME
ELEKTRISCH SYSTEM**

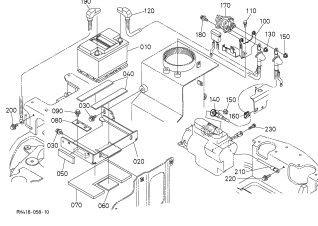
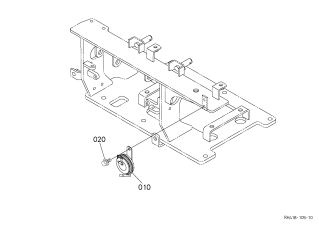
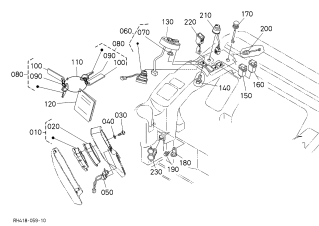
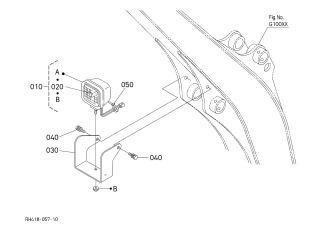
<p>Fig.No. B40000</p> <p>BATTERY</p> <p>BATTERIE</p> <p>BATTERIE</p> 	<p>Fig.No. B40100</p> <p>TRAVEL ALARM</p> <p>DEPLACEMENT ALARME</p> <p>FAHREN ALARM</p> 	<p>Fig.No. B40400</p> <p>SWITCH AND METER</p> <p>INTERRUPTEUR, METRE</p> <p>SCHALTER, ZAEHLER</p> 	<p>Fig.No. B40600</p> <p>LIGHT</p> <p>LAMPE</p> <p>LAMPE</p> 
---	--	---	---

Fig.No. **B40801**

WIRE HARNESS

FAISCEAU ELECTRIQUE

ELEKTRISCHE AUSRUSTUNG

Fig.No. **B40802**

WIRE HARNESS

FAISCEAU ELECTRIQUE

ELEKTRISCHE AUSRUSTUNG

PUMP/MOTOR SYSTEM
SYSTEME DE POMPE/MOTEUR
PUMPE/MOTOR SYSTEM

Fig.No. **C00000**

HOUSING PUMP

CARTER DE POMPE

PUMPENGEHAEUSE

Fig.No. **C20000**

PISTON PUMP

POMPE DE PISTONS ET PARTIES COMPOSANTES

KOLBENPUMPE UND EINZEL-TEIL

Fig.No. **C30001**

DRIVE MOTOR AND COMPONENT PARTS

MOTEUR DE VOYAGE

MOTOR

Fig.No. **C30002**

DRIVE MOTOR AND COMPONENT PARTS

MOTEUR DE VOYAGE

MOTOR

Fig.No. **C40000**

SWIVEL MOTOR AND COMPONENT PARTS

MOTEUR DE BASCULE ET PARTIES COMPOSANTES

SCHWINGUNGSMOTOR UND EINZEL-TEIL

Fig.No. **C50000**

ROTARY JOINT

JOINT ROTATIF

DREHGELENKSTUECK

Fig.No. **C50100**

ROTARY JOINT (COMPONENT PARTS)

JOINT ROTATIF (PARTIES COMPOSANTES)

DREHGELENKSTUECK (EINZEL-TEIL)

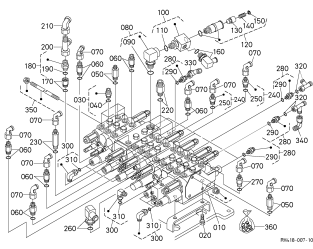
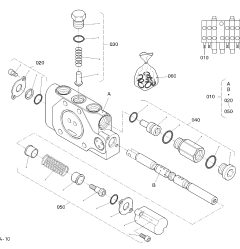
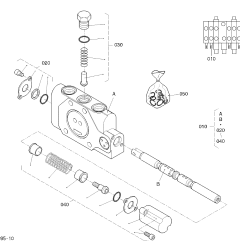
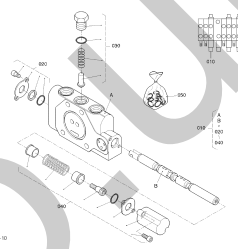
Fig.No. **C50200**

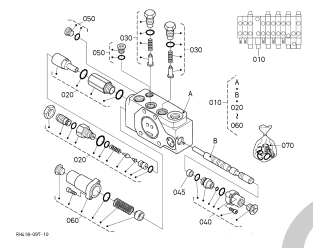
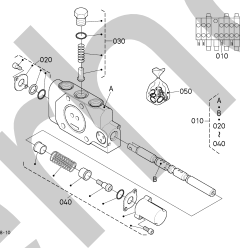
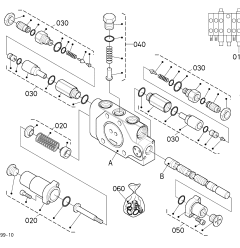
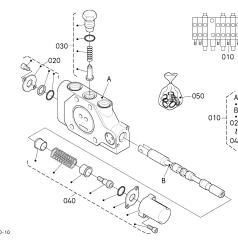
OIL TANK

RESERVOIR D'HUILE

OELTANK

**CONTROL VALVE
DISTRIBUTEUR
REGELUNGSVENTIL**

<p>Fig.No. C60000</p> <p>CONTROL VALVE</p> <p>DISTRIBUTEUR</p> <p>REGELUNGSVENTIL</p> 	<p>Fig.No. C60201</p> <p>SECTION (BOOM/SWING)</p> <p>SECTION DE TIROIR (S/P)</p> <p>SPULENSEKTION (SCHWUNG)</p> 	<p>Fig.No. C60202</p> <p>SECTION (DOZER)</p> <p>SECTION DE TIROIR (S/P)</p> <p>SPULENSEKTION (SCHWUNG)</p> 	<p>Fig.No. C60203</p> <p>SECTION (SLEW)</p> <p>SECTION DE TIROIR (S/P)</p> <p>SPULENSEKTION (SCHWUNG)</p> 
--	--	--	--

<p>Fig.No. C60204</p> <p>SECTION (CONFLUENCE)</p> <p>SECTION DE TIROIR (S/P)</p> <p>SPULENSEKTION (SCHWUNG)</p> 	<p>Fig.No. C60205</p> <p>SECTION (SERVICE)</p> <p>SECTION DE TIROIR (S/P)</p> <p>SPULENSEKTION (SCHWUNG)</p> 	<p>Fig.No. C60206</p> <p>SECTION (ARM)</p> <p>SECTION DE TIROIR (S/P)</p> <p>SPULENSEKTION (SCHWUNG)</p> 	<p>Fig.No. C60207</p> <p>SECTION (TRAVEL,L)</p> <p>SECTION DE TIROIR (S/P)</p> <p>SPULENSEKTION (SCHWUNG)</p> 
--	---	--	--

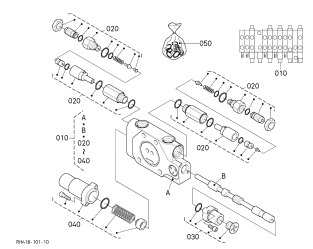
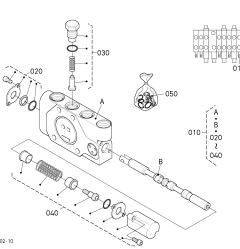
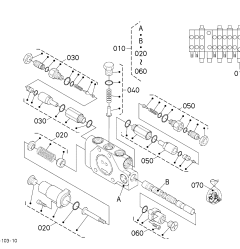
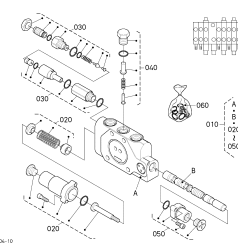
<p>Fig.No. C60208</p> <p>SECTION (INLET)</p> <p>SECTION DE TIROIR (S/P)</p> <p>SPULENSEKTION (SCHWUNG)</p> 	<p>Fig.No. C60209</p> <p>SECTION (TRAVEL,R)</p> <p>SECTION DE TIROIR (S/P)</p> <p>SPULENSEKTION (SCHWUNG)</p> 	<p>Fig.No. C60210</p> <p>SECTION (BOOM)</p> <p>SECTION DE TIROIR (S/P)</p> <p>SPULENSEKTION (SCHWUNG)</p> 	<p>Fig.No. C60211</p> <p>SECTION (BUCKET)</p> <p>SECTION DE TIROIR (S/P)</p> <p>SPULENSEKTION (SCHWUNG)</p> 
---	--	---	--

Fig.No. **C70200**

UNLOAD VALVE

SOUPAPE DE DECHARGE

ENTLADERVENTIL

**CONTROL LEVER
LEVIER DE COMMANDE
KONTROLLRAHMEN**

Fig.No. **D00000**

CONTROL LEVER (FRAME)

LEVIER DE COMMANDE (CARDE DE CONTROLE)

KONTROLLRAHMEN (RAHMEN, KONTROLL)

Fig.No. **D10000**

CONTROL LEVER (LEVER LH)

LEVIER DE COMMANDE (LEVIER GAUCHE)

KONTROLLRAHMEN (HEBEL LS)

Fig.No. **D10100**

PILOT VALVE (LH) (COMPONENT PARTS)

SOUPAPE DE PILOTE (PARTIES COMPOSANTES)

VORDUSENVENTIL (EINZEL-TEIL)

Fig.No. **D20000**

CONTROL LEVER (LEVER RH)

LEVIER DE COMMANDE (LEVIER DROITE)

KONTROLLRAHMEN (HEBEL RS)

Fig.No. **D20100**

PILOT VALVE (RH) (COMPONENT PARTS)

SOUPAPE DE PILOTE (PARTIES COMPOSANTES)

VORDUSENVENTIL (EINZEL-TEIL)

Fig.No. **D30000**

CONTROL LEVER (TRAVEL)

LEVIER DE COMMANDE (DEPLACEMENT GAUCHE)

KONTROLLRAHMEN (FAHREN LS)

Fig.No. **D51000**

CONTROL PEDAL (SWING)

PEDALE DE BALANCEMENT

SCHWUNGPEDAL

Fig.No. **D60000**

CONTROL LEVER (SAFETY LOCK LEVER)

LEVIER DE COMMANDE (LEVIER DE VERROUILLAGE)

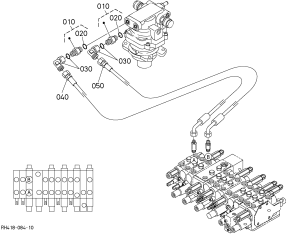
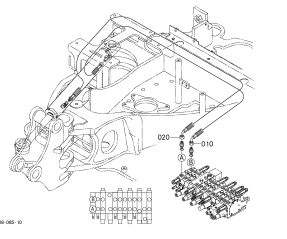
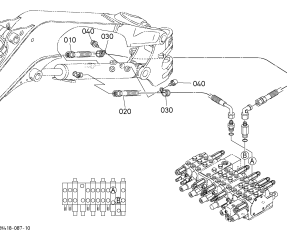
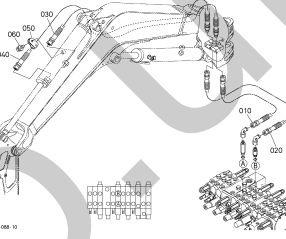
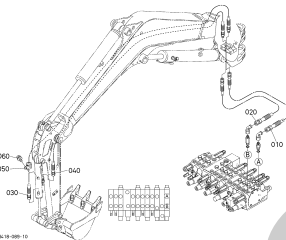
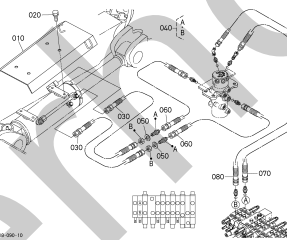
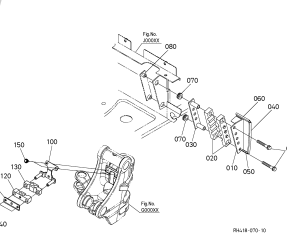
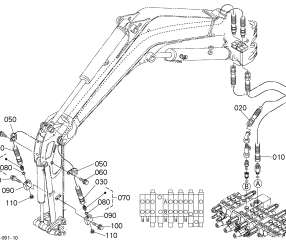
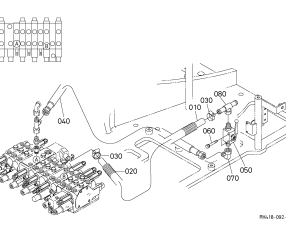
KONTROLLRAHMEN (HEBEL VON SCHLOSS)

<p>Fig.No. D70000</p> <p>CONTROL PEDAL (SWIVEL/SWING CHANGE)</p> <p>PEDALE DE COMMANDE (PIVOT/ BALANCEMENT PEDALE DE CHANGEMENT)</p> <p>KONTROLLPEDAL (DREHEN/ SCHWUNG AENDERUNGSPEDAL)</p>	<p>Fig.No. D80000</p> <p>CONTROL LEVER (BLADE)</p> <p>LEVIER DE COMMANDE (LAME)</p> <p>KONTROLLRAHMEN (ERDSCHIEBER)</p>	<p>Fig.No. D90000</p> <p>CONTROL LEVER (S/P)</p> <p>LEVIER DE COMMANDE (S/ P)</p> <p>KONTROLLHEBEL (S/P)</p>	
--	--	---	--

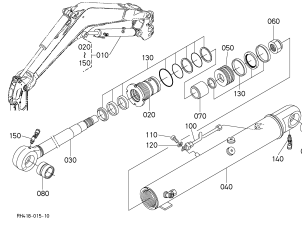
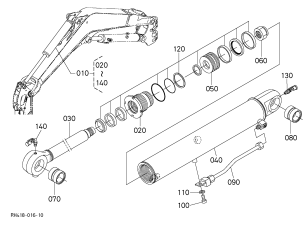
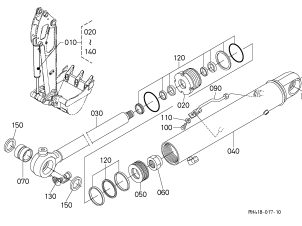
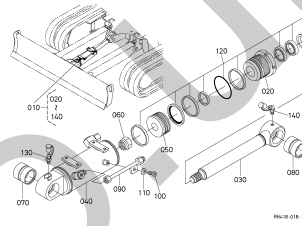
**OIL PIPING
CANALISATION D'HUILE
OELLEITUNGEN**

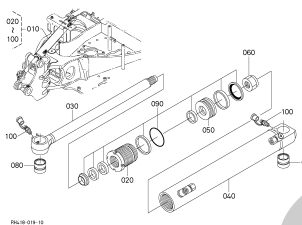
<p>Fig.No. E00000</p> <p>OIL PIPING (SUCTION)</p> <p>TUBE (SUCCION)</p> <p>OEL LEITUNG (ANSAUGEN)</p>	<p>Fig.No. E00200</p> <p>OIL PIPING (DELIVERY)</p> <p>TUBE (DELIVRANCE)</p> <p>OEL LEITUNG (BEFREITUNG)</p>	<p>Fig.No. E00400</p> <p>OIL PIPING (RETURN)</p> <p>TUBE (RETOUR)</p> <p>OEL LEITUNG (RUECKSTORM)</p>	<p>Fig.No. E00600</p> <p>OIL PIPING (OIL COOLER)</p> <p>TUBE (REFROIDISSEUR)</p> <p>OEL LEITUNG (OELKUEHLER)</p>
--	--	--	---

<p>Fig.No. E10000</p> <p>OIL PIPING (CONTROL LH)</p> <p>TUBE (COMMANDE GAUCHE)</p> <p>OEL LEITUNG (KONTROLL LS)</p>	<p>Fig.No. E10200</p> <p>OIL PIPING (CONTROL RH)</p> <p>TUBE (COMMANDE DROITE)</p> <p>OEL LEITUNG (KONTROLL RS)</p>	<p>Fig.No. E20000</p> <p>OIL PIPING (TRAVEL LH)</p> <p>TUBE (DEPLACEMENT GAUCHE)</p> <p>OEL LEITUNG (FAHREN LS)</p>	<p>Fig.No. E20200</p> <p>OIL PIPING (TRAVEL RH)</p> <p>TUBE (DEPLACEMENT DROITE)</p> <p>OEL LEITUNG (FAHREN RS)</p>
--	--	--	--

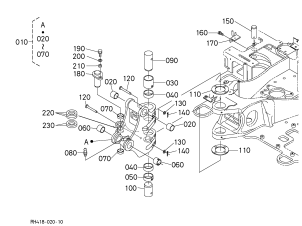
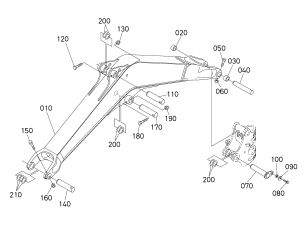
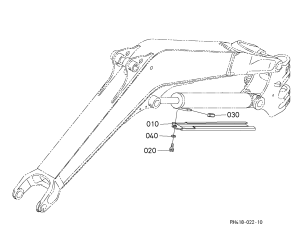
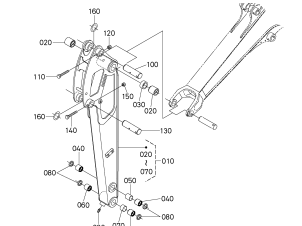
<p>Fig.No. E20400</p> <p>OIL PIPING (SWIVEL)</p> <p>TUBE (PIVOT)</p> <p>OEL LEITUNG (DREHEN)</p> 	<p>Fig.No. E30000</p> <p>OIL PIPING (SWING)</p> <p>TUBE (BALANCEMENT)</p> <p>OEL LEITUNG (SCHWUNG)</p> 	<p>Fig.No. E30400</p> <p>OIL PIPING (BOOM)</p> <p>TUBE (FLECH)</p> <p>OEL LEITUNG (AUSLEGER)</p> 	<p>Fig.No. E40000</p> <p>OIL PIPING (ARM)</p> <p>TUBE (BRAS)</p> <p>OEL LEITUNG (ARM)</p> 
<p>Fig.No. E50000</p> <p>OIL PIPING (BUCKET)</p> <p>TUBE (GODET)</p> <p>OEL LEITUNG (KUEBEL)</p> 	<p>Fig.No. E60000</p> <p>OIL PIPING (BLADE)</p> <p>TUBE (LAME)</p> <p>OEL LEITUNG (ERDSCHIEBER)</p> 	<p>Fig.No. E70000</p> <p>OIL PIPING (CLAMP)</p> <p>TUBE (ATTACHE)</p> <p>OEL LEITUNG (KLAMMER)</p> 	<p>Fig.No. E80000</p> <p>OIL PIPING (S/P)</p> <p>TUBE (S/P)</p> <p>OEL LEITUNG (S/P)</p> 
<p>Fig.No. E82000</p> <p>OIL PIPING (THIRD LINE HYDRAULIC RETURN)</p> <p>TUBE (RETOUR DIRECT AU RESERVOIR HYDRAULIQUE)</p> <p>OEL LEITUNG (DRITTE RUECKLAUFLEITUNG)</p> 			

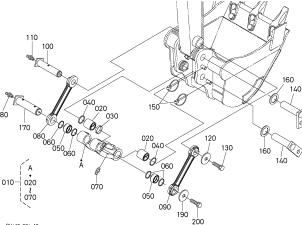
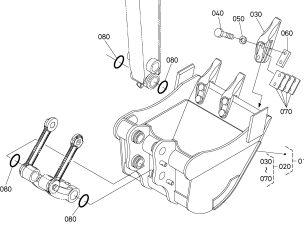
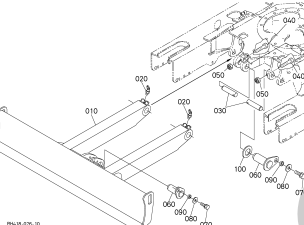
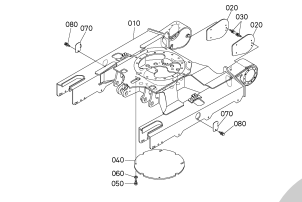
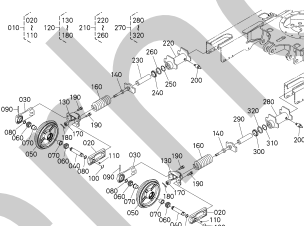
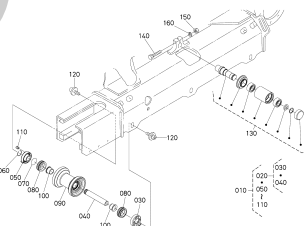
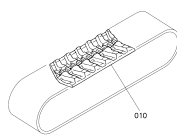
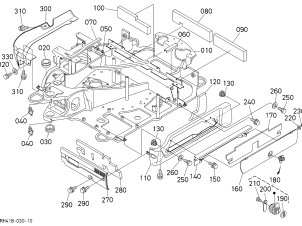
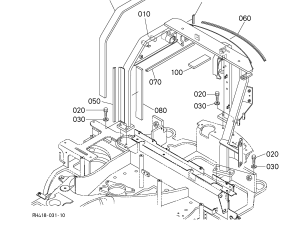
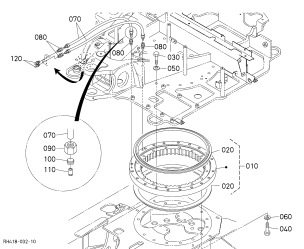
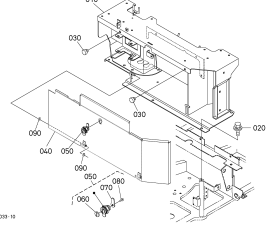
**CYLINDER
CYLINDRE
ZYLINDER**

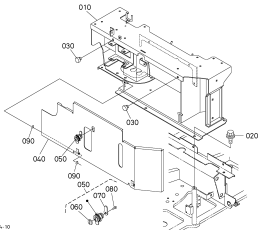
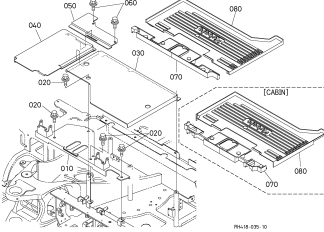
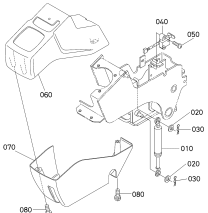
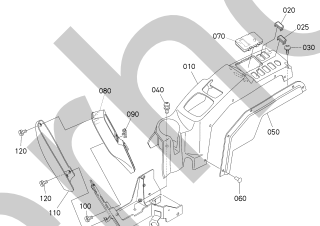
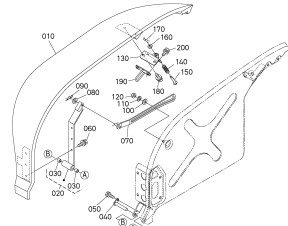
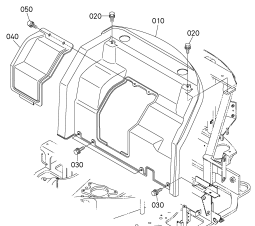
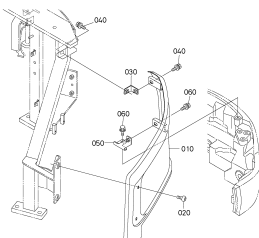
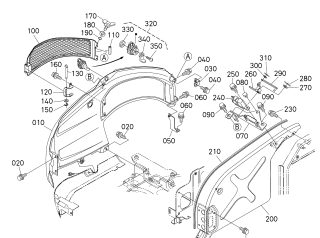
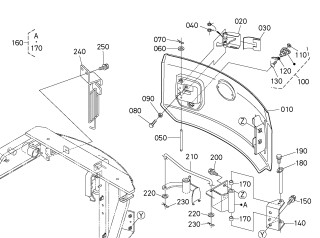
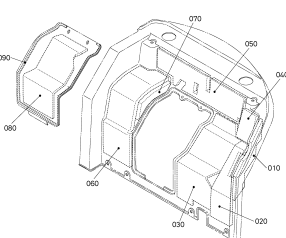
<p>Fig.No. F00000</p> <p>BOOM CYLINDER AND COMPONENT PARTS</p> <p>FLECHE CYLINDRE</p> <p>AUSLEGERZYLINDER</p>  <p>Fig.No. F10000</p> <p>ARM CYLINDER AND COMPONENT PARTS</p> <p>BRAS CYLINDRE</p> <p>ARMZYLINDER</p>  <p>Fig.No. F20000</p> <p>BUCKET CYLINDER AND COMPONENT PARTS</p> <p>GODET CYLIENDRE</p> <p>KUEBELZYLINDER</p>  <p>Fig.No. F30000</p> <p>BLADE CYLINDER AND COMPONENT PARTS</p> <p>LAME CYLINDRE</p> <p>ERDSCHIEBERZYLINDER</p> 
--

<p>Fig.No. F40000</p> <p>SWING CYLINDER AND COMPONENT PARTS</p> <p>BALANCEMENT CYLINDRE</p> <p>SCHWENKZYLINDER</p> 

**FRONT ATTACHMENTS
ATTACHEMENT AVANT
ANHAFTEN VON STIRN**

<p>Fig.No. G00000</p> <p>SWING BRACKET</p> <p>SUPPORT BALANCEMENT</p> <p>LAGERUNG AUSLEGER</p> 	<p>Fig.No. G10000</p> <p>BOOM</p> <p>FLECHE</p> <p>AUSLEGER</p> 	<p>Fig.No. G10400</p> <p>CYLINDER COVER (BOOM)</p> <p>COUVERCLE DE CYLINDRE (FLECHE)</p> <p>ABDECKUNG (AUSLEGER)</p> 	<p>Fig.No. G20000</p> <p>ARM</p> <p>BRAS</p> <p>ARM</p> 
---	--	--	--

<p>Fig.No. G30000</p> <p>BUCKET LINK</p> <p>MAILLON DE GODET</p> <p>VERBINDUNGSTUECK, KUEBEL</p> 	<p>Fig.No. G40000</p> <p>BUCKET</p> <p>GODET</p> <p>KUEBEL</p> 	<p>Fig.No. G50000</p> <p>BLADE</p> <p>LAME</p> <p>ERDSCHIEBER</p> 	
<p>TRACK FRAME CADRE A CHENILLES SPURRAHMEN</p>			
<p>Fig.No. H00000</p> <p>TRACK FRAME</p> <p>CADRE DE PISTE</p> <p>SPURRAHMEN</p> 	<p>Fig.No. H10000</p> <p>IDLER</p> <p>POULIE-GUIDE</p> <p>SPANNRAD</p> 	<p>Fig.No. H20000</p> <p>TRACK ROLLER</p> <p>GALET DE CHENILLE</p> <p>LAUFROLLEN</p> 	<p>Fig.No. H30000</p> <p>CRAWLER</p> <p>CHENILLE</p> <p>LAUFKETTEN</p> 
<p>SWIVEL FRAME CHASSIS PIVOT RAHMEN VON DREHEN</p>			
<p>Fig.No. J00000</p> <p>SWIVEL FRAME</p> <p>CHASSIS PIVOT</p> <p>RAHMEN VON DREHEN</p> 	<p>Fig.No. J00100</p> <p>ARCH FRAME</p> <p>CHASSIS DE CAPOTE</p> <p>BOGENRAHMEN</p> 	<p>Fig.No. J10000</p> <p>SWIVEL BEARING</p> <p>ROULEMENT DE BASCULE</p> <p>LAGER, DREHEN</p> 	<p>Fig.No. J20001</p> <p>SEAT SUPPORT [CANOPY]</p> <p>SUPPORT DE SIEGE</p> <p>SITZ TRAEGER</p> 

<p>Fig.No. J20002</p> <p>SEAT SUPPORT [CABIN]</p> <p>SUPPORT DE SIEGE</p> <p>SITZ TRAEGER</p> 	<p>Fig.No. J30000</p> <p>STEP</p> <p>MARCHEPIED</p> <p>TRITT</p> 		
<p>EXTERNAL/UPHOLSTERY EXTERIEUR/INTERIEUR AUBERE BAUTEILE/POLSTERUNG</p>			
<p>Fig.No. K00000</p> <p>COVER (LH)</p> <p>COUVERCLE (GAUCHE)</p> <p>DECKEL (LS)</p> 	<p>Fig.No. K00100</p> <p>COVER (RH)</p> <p>COUVERCLE (DROITE)</p> <p>DECKEL (RS)</p> 	<p>Fig.No. K00200</p> <p>COVER(TANK)</p> <p>COUVERCLE (RESERVOIR)</p> <p>DECKEL (TANK)</p> 	<p>Fig.No. K10000</p> <p>BONNET (FRONT)</p> <p>CAPOT</p> <p>KUEHLERHAUBE</p> 
<p>Fig.No. K10100</p> <p>BONNET (LH)</p> <p>CAPOT (GAUCHE)</p> <p>MOTORHAUBE (LS)</p> 	<p>Fig.No. K10200</p> <p>BONNET (RH)</p> <p>CAPOT (DROITE)</p> <p>MOTORHAUBE (RS)</p> 	<p>Fig.No. K10300</p> <p>BONNET (REAR)</p> <p>CAPOT ARRIERE</p> <p>MOTORHAUBE HINTERE</p> 	<p>Fig.No. K20000</p> <p>SPONGE 1</p> <p>EPONGE 1</p> <p>SCHAUMGUMMI 1</p> 

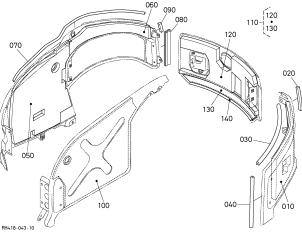
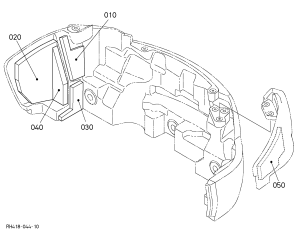
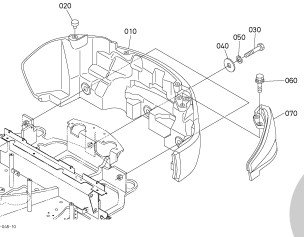
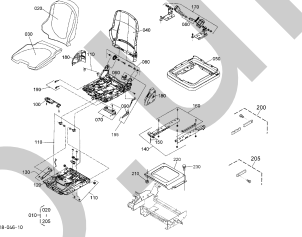
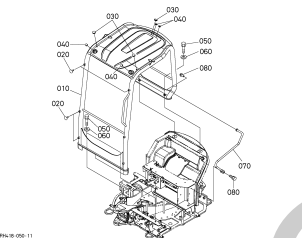
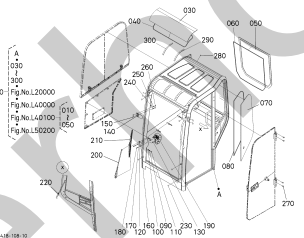
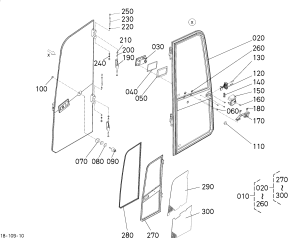
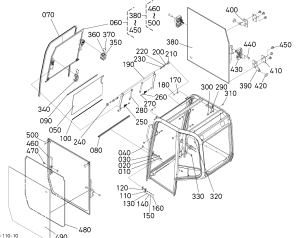
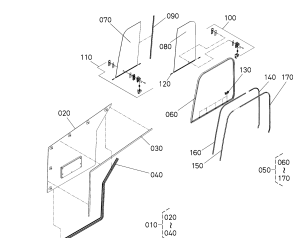
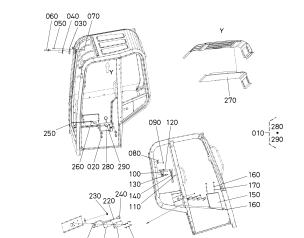
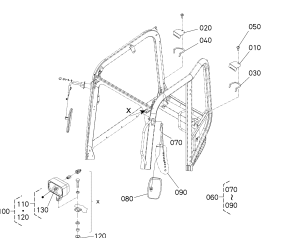
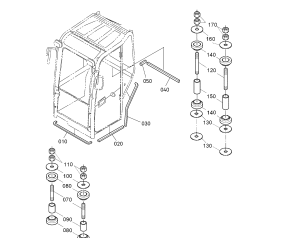
<p>Fig.No. K20100</p> <p>SPONGE 2</p> <p>EPONGE 2</p> <p>SCHAUMGUMMI 2</p> 	<p>Fig.No. K20200</p> <p>SPONGE 3</p> <p>EPONGE 3</p> <p>SCHAUMGUMMI 3</p> 	<p>Fig.No. K30000</p> <p>WEIGHT</p> <p>CONTREPOIDS</p> <p>GEWICHT</p> 	<p>Fig.No. K40000</p> <p>SEAT</p> <p>SIEGE</p> <p>SITZ</p> 
<p>OPERATOR'S PLATFORM ESTRADE BUHNE VON FAHRER</p>			
<p>Fig.No. L00000</p> <p>CANOPY</p> <p>AUVENT</p> <p>KABINENHAUBE</p> 	<p>Fig.No. L10000</p> <p>CABIN (BODY)</p> <p>CABINE (CORPS)</p> <p>KABINE (KOERPER)</p> 	<p>Fig.No. L20000</p> <p>CABIN (DOOR)</p> <p>CABINE (PORTE)</p> <p>KABINE (TUER)</p> 	<p>Fig.No. L30000</p> <p>CABIN (WINDOW 1)</p> <p>CABINE (GLACE)</p> <p>KABINE (FENSTER)</p> 
<p>Fig.No. L30100</p> <p>CABIN (WINDOW 2)</p> <p>CABINE (GLACE AVANT)</p> <p>KABINE (FENSTER VORDER)</p> 	<p>Fig.No. L40000</p> <p>CABIN (ACCESSORIES 1)</p> <p>CABINE (EPONGE)</p> <p>KABINE (SCHAUMGUMMI)</p> 	<p>Fig.No. L40100</p> <p>CABIN (ACCESSORIES 2)</p> <p>CABINE (DOUBLURE)</p> <p>KABINE (FUTTER)</p> 	<p>Fig.No. L40200</p> <p>CABIN (SEAL RUBBER)</p> <p>CABINE (CAOUTCHOUC JOINT)</p> <p>KABINE (GUMMIABDICHTUNG)</p> 

Fig.No. **L50200**

CABIN (ELECTRICAL WIRING)
 CABINE (FAISCEAU DE CABLES)
 KABINE (KABELGESCHIRR)

Exploded view diagram of the electrical wiring cabin (Fig. L50200). The diagram shows the main cabin structure and several sub-components. Part numbers include 110 080, 130, 090, 100, 070, 150, 025, 140, 050, 010, 120, 030, 040, 050, and 020. A small reference number 'R418 114-10' is visible at the bottom right of the diagram.

Fig.No. **L60000**

CABIN (HEATER)
 CABINE (CHAUFFAGE)
 KABINE (HEIZKOERPER)

Exploded view diagram of the heater cabin (Fig. L60000). The diagram shows a complex assembly of parts including a heater unit, mounting brackets, and electrical components. Numerous part numbers are labeled, such as 180, 130, 160, 240, 260, 230, 210, 220, 140, 150, 060, 050, 110, 020, 022, 380, 280, 300, 290, 310, 010, 070, 080, 090, 060, 080, 120, 020, 370, 360, 350, 340, 330, 320, 310, 300, 290, 280, 270, 260, 240, 230, 220, 210, 200, 170, 010, 350, 330, 320, 310, 300, 290, 280, 380, and 390. A small reference number 'R418 053 10' is visible at the bottom left of the diagram.

**LABELS
 ETIQUETTES
 AUFKLEBER**

Fig.No. **M00000**

LABEL
 ETIQUETTE
 AUFKLEBER

Exploded view diagram of the label assembly (Fig. M00000). The diagram shows a large number of small components, likely labels and mounting hardware, arranged in a structured layout. Part numbers include 110, 140, 160, 210, 500, 120, 340, 130, 310, 370, 380, 390, 400, 410, 420, 430, 440, 450, 460, 470, 480, 490, 500, 510, 520, 530, 540, 550, 560, 570, 580, 590, 600, 610, 620, 630, 640, 650, 660, 670, 680, 690, 700, 710, 720, 730, 740, 750, 760, 770, 780, 790, 800, 810, 820, 830, 840, 850, 860, 870, 880, 890, 900, 910, 920, 930, 940, 950, 960, 970, 980, 990, and 1000. A small reference number 'R418 053 10' is visible at the bottom left of the diagram.

**ACCESSORIES
 ACCESSOIRES
 ZUBEHOER**

Fig.No. **N00000**

ACCESSORIES
 ACCESSOIRES
 ZUBEHOER

Exploded view diagram of the accessories (Fig. N00000). The diagram shows several individual components, including a long cylindrical part, a small ring, and two rectangular blocks. Part numbers include 010, 020, 030, 040, and 050. A small reference number 'R418 054 10' is visible at the bottom left of the diagram.

ALPHABETICAL INDEX

MODEL:U27-4

PART NAME	PAGE	PART NAME	PAGE
-A-		CANOPY	138
ABSORBER,SOUND	135	CAP	28
ACCELERATOR LEVER	36	CARTRIDGE,OIL FILTER	4
ADAPTER	56	CONTROL LEVER (LEVER LH)	74
	59	CONTROL LEVER (S/P)	83
	60	CONTROL LEVER RH	76
	72	CONTROL LEVER(BLADE)	82
	85	CONTROL PEDAL (SWIVEL/SWING CHANGE)	81
	86	CONTROL SHAFT	74
	88	CONTROL VALVE	59
	89	COVER	4
	90		15
	91		32
	92		51
	100		88
	121		118
AIR CLEANER	32	COVER LH	125
AIR FILTER	32	COVER RH	126
ALTERNATOR	20	COVER SWING PEDAL	79
ALTERNATOR[COMPONENT PARTS]	21	COVER(TANK)	127
ARM	109	CRANKCASE	1
ARM CYLINDER	102	CRANKPIN METAL	10
ASSY BOLT,ADJUSTING	14	CRANKSHAFT	10
-B-		CRANKSHAFT METAL	8
			10
BACK BUZZER	44	CRAWLER,RUBBR	117
BATTERY	42	CUSHION	41
BATTERY CABLE	42		42
BELT	20		98
BLADE	112		118
BLADE CYLINDER	104		122
BLADE CYLINDER[COMPONENT PARTS]	104		123
BONNET (LH)	129		130
BONNET (RH)	130		142
BONNET(FRONT)	128	CYLINDER	49
BOOM	107	CYLINDER COVER	108
BOOM CYLINDER	101	CYLINDER HEAD	3
BOOM CYLINDER (COMPONENT PARTS)	101		101
BRACKET	33		102
	116		103
	58		104
BREATHER	6		105
BREATHER TUBE	111	CYLINDER HEAD COVER	6
BUCKET	103	CYLINDER HEAD COVER GASKET	6
BUCKET CYLINDER AND COMPONENT PARTS	110	-D-	
BUCKET LINK	45	DAMPER	141
BULB	145	DIODE	47
-C-		DIPSTICK	2
CABIN (ACCESSORIES 1)	144	DRAIN HOSE	86
CABIN (ACCESSORIES 2)	145		90
CABIN (BODY)	139		91
CABIN (DOOR)	140	DRIVE LEVER LH	78
CABIN (WINDOW 1)	141	DRIVE MOTOR	53
CABIN (WINDOW 2)	143	DRIVE SPROCKET	51
CABIN(HEATER)	148	-E-	
CABLE,ACCEL	36	ELEMENT	40
CAM GEAR	9	ENGINE BRACKET	7
CAMSHAFT	9		

ALPHABETICAL INDEX

MODEL:U27-4

PART NAME	PAGE	PART NAME	PAGE
ENGINE HOOK	3	HANDLE	137
ENGINE STOP LEVER	17	HEAD COVER GASKET	6
EXHAUST MANIFOLD	31	HINGE	140
EXHAUST MANIFOLD GASKET	31	HOLDER	49
EXHAUST VALVE	29		51
EXHAUST VALVE GUIDE	3	HORN	43
		HYDRAULIC CONTROL VALVE	59
-F-		HYDRAULIC HOSE	88
FAN	20		89
FAN BELT DRIVE PULLEY	20		90
FAN PULLEY	20		91
FAN SHROUD	27		92
FILTER ELEMENT	39		95
FLOAT	40		97
FLYWHEEL	12		99
FORK LEVER	16		100
FRAME(ARCH)	120	HYDRAULIC HOSE(ACCUMULATOR)	94
FUEL FILTER	37	HYDRAULIC HOSE(BUCKET)	96
	39	HYDRAULIC HOSE(DELIVERY)	85
FUEL PUMP	37	HYDRAULIC HOSE(RETURN)	86
FUEL TANK	41	HYDRAULIC HOSE(SWING)	93
FUEL TANK CAP	41		
FUEL TUBE	18	-I-	
	37	IDLE APPARATUS	14
	38	IDLE GEAR	9
FUSE	47	IDLE GEAR SHAFT	9
	152	IDLER	114
-G-		INJECTION PIPE	18
GASKET KIT,LOWER	35	INJECTION PUMP	15
GASKET,EXHAUST MANIFOLD	31	INJECTION PUMP GEAR	13
GASKET,INTAKE MANIFOLD	30	INLET VALVE	29
GASKET,WATER PUMP	25	INSULATION	33
GEAR CASE	4	INTAKE HOSE	32
GEAR CASE COVER	4	INTAKE MANIFOLD	30
GEAR CASE GASKET	4	INTAKE MANIFOLD GASKET	30
GLOW PLUG	18	INTAKE VALVE	29
GOVERNOR	16		
GOVERNOR GEAR	13	-K-	
GOVERNOR SHAFT	13	KUBOTA MARK	150
GOVERNOR WEIGHT	13		
GREASE GUN	152	-L-	
GREASE NIPPLE	101	LABEL	32
	102		40
	103		150
	104		151
	105	LAMP BULB	45
	106	LEVER GRIP	36
	109		80
	110	LIGHT,WORK	45
	112	LINK	78
	118		82
	121	LOCK LEVER	80
GRIP	78	LOWER GASKET KIT	35
	144		
-H-		-M-	
HANDLE	75	MAGNETIC SWITCH	23
	77	MAIN BEARING	8
		MAIN BEARING CASE	8

ALPHABETICAL INDEX

MODEL:U27-4

PART NAME	PAGE	PART NAME	PAGE
MANIFOLD GASKET,EXHAUST	31	PISTON	10
	34		101
MANIFOLD GASKET,INTAKE	30		102
MANIFOLD,EXHAUST	31		103
MANIFOLD,INLET	30		104
MARK	150		105
MAT	124	PISTON PIN	10
METAL KIT,ENGINE	11	PISTON PIN BUSH	10
METER	44	PISTON PUMP	48
MOTOR(SWIVEL)	55		49
MOTOR(SWIVEL)[COMPONENT PARTS]	55	PISTON RING	10
MOTOR,ASSY(WHEEL)	51	PLATE PARTITION	130
MUFFLER	33	PULLEY,TENSION	26
MUFFLER BRACKET	130	PUMP HOUSING	48
MUFFLER PIPE	33	PUSH ROD	9
			19
-N-		-R-	
NOZZLE HOLDER	18	RADIATOR	27
	19	RADIATOR CAP	27
NOZZLE HOLDER (COMPONENT PARTS)	19	REAR END PLATE	12
NOZZLE PIECE	19	REARVIEW MIRROR	145
		REGULATOR	21
-O-		RELAY	47
OIL COOLER	87	RESERVE TANK	28
OIL DRAIN PLUG	2	REVOLUTION SENSOR	4
OIL FILLER FLANGE	5	RING GEAR	12
OIL FILLER PLUG	4	ROCKER ARM SHAFT	29
	6	ROD	49
OIL FILTER	2		81
OIL FILTER CARTRIDGE	4		101
OIL GAUGE	2		102
OIL LEVEL GAUGE	58		103
OIL PAN	2		104
OIL PIPING (CLAMP)	98		105
OIL PIPING (OIL COOLER)	87		114
OIL PIPING(ARM)	95	ROLLER	13
OIL PIPING(BLADE)	97		16
OIL PIPING(BOOM)	94		23
OIL PIPING(BUCKET)	96	ROTARY JOINT	56
OIL PIPING(CONTROL LH)	88	ROTARY JOINT (COMPONENT PARTS)	57
OIL PIPING(CONTROL RH)	89	RUBBER,BELLOWS	79
OIL PIPING(DELIVERY)	85		
OIL PIPING(S/P)	99	-S-	
OIL PIPING(SUCTION)	84	SEAL RUBBER	27
OIL PIPING(SWING)	93		98
OIL PIPING(SWIVEL)	92		120
OIL PIPING(THIRD LINE HYDRAULIC RETURN)	100		134
OIL PIPING(TRAVEL LH)	90		146
OIL PIPING(TRAVEL RH)	91	SEAT	137
OIL SWITCH	1	SEAT[COMPONENT PARTS]	137
OIL TANK	58	SENSOR,WATER TEMPERATURE	24
		SEPARATOR	37
-P-			40
PANEL COVER	44	SHAFT	49
PILOT VALVE (LH) (COMPONENT PARTS)	75		53
PILOT VALVE[COMPONENT PARTS]	77	SLEEVE	121
PIPE	102	SOLENOID,STOP	14
	103	SPEED CONTROL LEVER	17
	104	SPEED CONTROL PLATE	17

ALPHABETICAL INDEX

MODEL:U27-4

PART NAME	PAGE	PART NAME	PAGE
SPONGE	28	-V-	
	118		
	120	VALVE	54
	133		100
	134	VALVE GUIDE	3
SPOOL SECTION (ARM)	66	VALVE PILOT RH	76
SPOOL SECTION (AUX)	65	VALVE SPRING	29
SPOOL SECTION (BOOM)	70	VALVE,EXHAUST	29
SPOOL SECTION (BOOM/SWING)	61	VALVE,INTAKE	29
SPOOL SECTION (BUCKET)	71		
SPOOL SECTION (CONFLUENCE)	64	-W-	
SPOOL SECTION (DOZER)	62		
SPOOL SECTION (INLET)	68	WATER FLANGE	24
SPOOL SECTION (SLEW)	63	WATER FLANGE GASKET	24
SPOOL SECTION (TRAVEL LH)	67	WATER PIPE	24
SPOOL SECTION (TRAVEL RH)	69	WATER PUMP GASKET	25
SPRING	4	WATER RETURN HOSE	6
	23	WATER TEMPERATURE SENSOR	24
	40	WEIGHT	136
	53	WIPER	139
	80	WIRE HARNESS	46
	114	WORK LIGHT	45
STARTER	22	WORK LIGHT SWITCH	44
STARTER (COMPONENT PARTS)	23		
STEP	124		
SUCTION FILTER	58		
SUPPORT(SEAT)	122		
	123		
SWING BRACKET	106		
SWING CHANGE PEDAL	81		
	83		
SWING CYLINDER AND COMPONENT PARTS	105		
SWING FRAME	118		
SWITCH	42		
SWITCH,WORK LIGHT	44		
SWIVEL BEARING	121		
SWIVEL JOINT	56		
SWIVEL JOINT (COMPONENT PARTS)	57		
SWIVEL JOINT SHAFT	57		
SWIVEL MOTOR	55		
SWIVEL MOTOR[COMPONENT PARTS]	55		
		-T-	
TAPPET	9		
TEETH	111		
TENSION PULLEY	26		
THERMOSTAT	24		
THERMOSTAT COVER	24		
TRACK FRAME	113		
TRACK ROLLER	116		
TRAVEL CONTROL LEVER LH	78		
TRAVEL CONTROL LEVER RH	78		
TRIM	98		
	118		
	130		
	134		
		-U-	
UNLOADER VALVE	72		
UPPER GASKET KIT	34		

INDEX ALPHABETIQUE

MODELE:U27-4

DESIGNATION	PAGE	DESIGNATION	PAGE
-A-		CAOUTCHOUC JOINT.....	98
ADAPTATEUR.....	56		120
	59		134
	60	CAOUTCHOUC SOUFFLET.....	79
	72	CARTER DE DISTRIBUTION.....	4
	85	CARTER D'HUILE.....	2
	86	CARTOUCHE D'HUILE.....	4
	88	CARTOUCHE FILTRANTE.....	4
	89	CHASSIS PIVOT.....	118
	90	CHENILLE DE CAOUTCH.....	117
	91	CIRCUIT HYDRAULIQUE(BALANCEMENT).....	93
	92	CIRCUIT HYDRAULIQUE(BRAS).....	95
	100	CIRCUIT HYDRAULIQUE(COMMANDE DROITE).....	89
	121	CIRCUIT HYDRAULIQUE(COMMANDE GAUCHE).....	88
ALTERNATEUR.....	20	CIRCUIT HYDRAULIQUE(DELIVRANCE).....	85
ALTERNATEUR[PARTIES COMPOSANTES].....	21	CIRCUIT HYDRAULIQUE(DEPLACEMENT DROITE).....	91
AMPOULE.....	45	CIRCUIT HYDRAULIQUE(DEPLACEMENT GAUCHE).....	90
	145	CIRCUIT HYDRAULIQUE(FLECHE).....	94
ANNEAU DE LEVAGE.....	3	CIRCUIT HYDRAULIQUE(GODET).....	96
ARBRE.....	49	CIRCUIT HYDRAULIQUE(LAME).....	97
	53	CIRCUIT HYDRAULIQUE(PIVOT).....	92
ARBRE A CAMES.....	9	CIRCUIT HYDRAULIQUE(RETOUR DIRECT).....	100
ARBRE A ROTULE.....	57	CIRCUIT HYDRAULIQUE(S/P).....	99
ARBRE DE COMMANDE.....	74	CLIMATISEUR.....	141
ARBRE DE PIGNON FOU.....	9	COLLECTEUR D'ADMISSION.....	30
ARBRE DE REGULATEUR.....	13	COLLECTEUR D'ECHAPP.....	31
AUVENT.....	138	COLLECTEUR D'ECHAPPEMENT.....	31
AVERTISSEUR.....	43	CONSOLE, ENGIN.....	7
AXE DE CULBUTEUR.....	29	CONTREPOIDS.....	136
AXE DE PISTON.....	10	COURONNE DE DEMARREUR.....	12
-B-		COURROIE.....	20
BAGUE DE BIELLE.....	10	COUSSIN.....	41
BATTERIE.....	42		42
BIELLE.....	49		98
	81		118
	101		122
	102		123
	103	COUSSINET DE BIELLE.....	10
	104	COUSSINET DE VILEBREQUIN.....	8
	105		10
	114	COUV. CARTER DISTRIB.....	4
BLOC MOTEUR COMPLET.....	1	COUV.THERMOSTAT.....	24
BOUCHON.....	28	COUVERCLE.....	4
BOUCHON DE RADIATEUR.....	27		15
BOUCHON DE RESERVOIR A CARBURANT.....	41		32
BOUCHON DE VIDANGE.....	2		51
BOUCHON REMPLIS HUILE.....	4		88
	6		118
BOUGIE DE PRECHAUFFAGE.....	18		140
BRIDE.....	5	COUVERCLE D.....	126
BRIDE A EAU.....	24	COUVERCLE DE CULASSE.....	6
-C-		COUVERCLE DE CYLINDRE.....	108
CABINE(CHAUFFAGE).....	148	COUVERCLE DE MOBILE.....	79
CABLE DE BATTERIE.....	42	COUVERCLE DE PANNEAU.....	44
CABLE DE L'ACCELERAT.....	36	COUVERCLE G.....	125
CADRE DE PISTE.....	113	CULASSE.....	3
CAOUTCHOUC JOINT.....	27		101
			102
			103

INDEX ALPHABETIQUE

MODELE:U27-4

DESIGNATION	PAGE	DESIGNATION	PAGE
CULASSE.....	104	FILTRE A CARBURANT.....	37
	105		39
CYLINDRE.....	49	FILTRE DE ASPIRATION.....	58
CYLINDRE DE BRAS.....	102	FILTRE D'HUILE.....	2
-D-		FLECHE CYLINDRE.....	101
DEFLECTEUR.....	27	FLECHE CYLINDRE (PARTIES COMPOSANTES).....	101
DEMARREUR.....	22	FLOTTEUR.....	40
DEMARREUR (PARTIES COMPOSANTES).....	23	FUSIBLE.....	47
DENTS.....	111		152
DETECTEUR DE ROTATION.....	4	-G-	
DIODE.....	47	GALTE DE CHENILLE.....	116
DISPOSITIF RALENT.....	14	GODET.....	111
DISTRIBUTEUR.....	59	GOVERNOR ADJUSTING BOLT.....	14
DURITE DE HYDRAULIC.....	88	GRAISSEUR.....	101
	89		102
	90		103
	91		104
	92		105
	95		106
	97		109
	99		110
	100		112
			118
-E-			121
ECLAIRAGE DE TRAVAIL.....	45	GUIDE DE SOUP.D'ECHAP.....	3
ELEMENT.....	40	GUIDE DE SOUPAPE.....	3
ELEMENT D'INJECTEUR.....	19	-I-	
ELEMENT FILTRANT.....	39	INTERRUPTEUR.....	42
ENGRE,POMPE D'INJECTION.....	13		44
ENGRENAGE DE REGULATEUR.....	13	INTERRUPTEUR DE LUMIERE DE TRAVAIL.....	44
ENS. PORTE.....	140	ISOLATION.....	33
ENS.COLLECTEUR D'AD.....	30	-J-	
ENS.FILTRE.....	37	JAUGE DE NIVEAU.....	2
	40	JAUGE D'HUILE.....	2
ENS.FILTRE A AIR.....	32	JAUGE D'HUILE LEVIER.....	58
ENS.LEVIER DE BLOC.....	80	JEU DE COUSSINET.....	11
ENS.MANCHE.....	137	JEU DE JOINTS INFERIEUR.....	35
ENS.MOTEUR DE BASCU.....	55	JEU DE JOINTS SUPERIEUR.....	34
ENS.MOTEUR DE ROUE.....	51	JOINT COUVRE-CULASSE.....	6
ENS.RACCORD DE PIVOT.....	56	JOINT DE BRIDE.....	24
	57	JOINT DE CARTER DISTR.....	4
EPONGE.....	28	JOINT DE COLLECTEUR ADMISSION.....	30
	118	JOINT DE COLLECTEUR ECHAPMENT.....	31
	120	JOINT DE COLLECTEUR,ADMISSION.....	30
	133	JOINT DE COLLECTEUR,ECHAPMENT.....	31
	134		34
EQUILIBRAGE.....	98	JOINT DE COUVERCLE CULASSE.....	6
	118	JOINT DE POMPE A EAU.....	25
	130	JOINT ROTATIF.....	56
	134	JOINT, COLLECTEUR ADMISSION.....	30
ESSUIE-GLASS.....	139	JOINT, COLLECTEUR ECHAPMENT.....	31
ETIQUETTE.....	32	JOINT,POMPE A EAU.....	25
	40	JUE DE SEGMENTS.....	10
	150	-L-	
	151		
-F-			
FILTRE A AIR.....	32		

INDEX ALPHABETIQUE

MODELE:U27-4

DESIGNATION	PAGE	DESIGNATION	PAGE
LAME CYLINDRE.....	104	POULIE DE TENSION.....	26
LAME CYLINDRE[PARTIES COMPOSANTES].....	104	POULIE DE VENTILATEUR.....	20
LEVIER A FOURCHE.....	16	POUSSOIR.....	9
LEVIER D'ACCELERATEUR.....	36		
LEVIER D'ARRET.....	17	-R-	
LEVIER DE COMMANDE DROITE.....	76	RADIATEUR.....	27
LEVIER DE COMMANDE GAUCHE.....	78	REGULATEUR.....	21
LEVIER DE COMMANDE(LAME).....	82	REGULATEUR DE VITESSES.....	16
LEVIER DE DEPLACEMENT D.....	78	RELAIS.....	47
LEVIER DE DEPLACEMENT GAUCHE.....	78	RENIFLARD.....	58
LEVIER DE VIT-CONTROL.....	17	RESERVOIR A CARBURANT.....	41
LUMIERE DE TRAVAIL.....	45	RESSORT.....	4
			23
-M-			40
MAGNETIQUE DE INTERRUPTEUR.....	23		53
MAILLON.....	78		80
	82		114
MAILLON,GODET.....	110	RESSORT DE SOUPE.....	29
MANCHE.....	75	RETROVISEUR.....	145
	77	ROULEAU.....	13
MANCHON.....	121		16
MANO CONTACT D'HUILE.....	1		23
MARQUE.....	150		
MARQUE DE KUBOTA.....	150	-S-	
MASSELOTTE CENTRIFUGE DE REGULATEUR.....	13	SABLIERE DE CLOISON.....	130
MAT DE CABINE.....	124	SENSOR DE TEMPERATURE DE L'EAU.....	24
METRE.....	44	SIEGE.....	137
MOTEUR DE BASCULE.....	55	SIEGE[PARTIES COMPOSANTES].....	137
MOTEUR DE BASCULE[PARTIES COMPOSANTES].....	55	SILENCIEUX.....	33
MOTEUR DE VOYAGE.....	53	SOLENOIDE.....	14
		SOUPE.....	54
-P-			100
PALIER.....	116	SOUPE D'ADMISSION.....	29
PALIER PRINCIPAL.....	8	SOUPE DE CONTROLE.....	59
PALIER DE VILEBREQUIN.....	8	SOUPE DE DECHARGER.....	72
PARENTHESE DE SILENC.....	130	SOUPE DE PILOTE DROITE.....	76
PEDAL DE MOBILE.....	81	SOUPE DE PILOTE[PARTIES COMPOSANTES].....	77
	83	SOUPE D'ECHAPMENT.....	29
PENTURE.....	140	SUPPORT.....	33
PIGNON DE CAMES.....	9		49
PIGNON DE FOU.....	9		51
PISTON.....	10	SUPPORT DE BALANCEMENT.....	106
	101	SUPPORT DE SIEGE.....	122
	102		123
	103		
	104	-T-	
	105	THERMOSTAT.....	24
PLAQUE APRIERE-TRAIN.....	12	TIGE DE POUSSOIR.....	9
PLATEAU DE LIMITEUR DE VITESSE.....	17		19
POCHETTE DE JOINTS INFERIEUR.....	35	TUBE D'ASPIRATEUR.....	6
POIGNEE.....	78	TUBE DE CARBURANT.....	18
	144		37
POIGNEE DE LEVIER.....	36		38
	80	TUYAU.....	102
POMPE D'ALIMENTATION.....	37		103
POMPE D'INJECTION.....	15		104
PORTE-INJECTEUR.....	18	TUYAU BY-PASS.....	6
	19	TUYAU D'ADMISSION.....	32
PORTE-INJECTEUR (PARTIES COMPOSANTES).....	19	TUYAU DE SILENCIEUX.....	33
POULIE DE ENTRAIN VENTILATEUR.....	20		

INDEX ALPHABETIQUE

MODELE:U27-4

DESIGNATION	PAGE	DESIGNATION	PAGE
TUYAU DE VIDANGE.....	86		
	90		
	91		
TUYAU D'EAU.....	24		
TUYAU D'INJECTEUR.....	18		
TUYAU HYDRAULIQUE(ACCUMULATEUR).....	94		
TUYAU HYDRAULIQUE(BALANCEMENT).....	93		
TUYAU HYDRAULIQUE(DELIVRANCE).....	85		
TUYAU HYDRAULIQUE(GODET).....	96		
TUYAU HYDRAULIQUE(RETOUR).....	86		
-v-			
VANNE D'ALIMENTATION.....	29		
VASE D'EXPANSION.....	28		
VENTILATEUR.....	20		
VIBRFUR AR.....	44		
VILEBREQUIN.....	10		
VITESSES DE BARBOTIN.....	51		
VOLANT MOTEUR.....	12		

Silverhorn.CO.UK

ALPHABETISCH INDEX

MODELL:U27-4

BEZEICHNUNG	SEITE	BEZEICHNUNG	SEITE
-A-			
ABDECKUNG	108	DRUCKFILTER	32
ABLASSSCHRAUBE	2	DUESENHALTER	18
ABZWIFIGVENTIL	72		19
ANSAUGKRUMMER	30	DUESENHALTER (EINZEL-TEIL)	19
ANSAUGROHR	30	DUESENSTUECK	19
ANSAUGROHRDICHTUNG	30	-E-	
ARBEITSSCHINWERFER	45	EINHEIT	4
AUFKLEBER	32	EINLASSVENTIL	29
	40	EINSPRITZLEITUNG	18
	150	EINSPRITZPUMPE	15
	151	ELEMENT	40
AUFNAHME-SCHLAUCH	32	ENDEPLATTE	12
AUSAUGEFILTER	58	ENTLUEFTER	58
AUSLASSVENTIL	29	ENTLUFTUNGSROHR	6
AUSLASSVENTILFUHRUNG	3	-F-	
AUSLEGER ZYLINDER	101	FAHBEWEGUNGHEBEL LS	78
AUSLOESEPEDAL	81	FAHRBEWEGUNGHEBEL RS	78
	83	FEDER	4
AUSPUFFROHR	31		23
AUSPUFFROHRDICHTUNG	31		40
AUSPUFFTOPF	33		53
AUSPUFFTOPFROHR	33		80
-B-			114
BATTERIE	42	FILTEREINSATZ	39
BATTERIEKABEL	42	FLIEHGEWICHT	13
BESCHLEUNIGUNGHEBEL	36	FREILAUFAPPARAT	14
BIRNE	45	-G-	
	145	GABELHEBEL	16
BREMSHEBEL	17	GELENK	140
-D-		GETRIEBEGEHAUSE	4
DAEMPFER	141	GETRIEBEZAHNRAD	13
DECKEL	4	GEWICHT	136
	15	GLUEHKERZE	18
	32	GLUEHLAMPE	45
	51	GOSSEN-SCHLAUCH	86
	88		90
	118		91
	126	GRIFF	78
	140		144
DECKEL LS	125	GRIFFBESCHLEUNIGER	36
DECKEL,GETRIEBEGEHAUSE	4		80
DECKEL THERMOSTAT	24	GRP.ANSAUG-ROHRKRUE	30
DICHTUNG,ANSAUGKRUMMER	30	GRP.HANDGRIFF	137
DICHTUNG,AUSPUFFKRUMMER	31	GRP.KNOCHENGELENK	56
DICHTUNG,KOPFDECKEL	6		57
DICHTUNG,WASSERPUMPE	25	GRP.LUFTFILTER	32
DICHTUNGGETRIEBEGEHAUSE	4	GRP.TÜR	140
DICHTUNGKOPFDECKEL	6	GRP.VERSCHLUSS	28
DICHTUNGSSATZ MOTORBLOCK	35	GRP.ZYL.AUSLEGER	101
DICHTUNGWASSERFLANSCH	24	GUMMI,BLASEBALG	79
DIODE	47	GUMMIABDICHTUNG	27
DREHESTIFTMOTOR	55		98
DREHESTIFTMOTOR[EINZEL-TEIL]	55		120
DREHGELENKSTUCK	56		134
DREHZAHLREGLERPLATTE	17		146
DREHZAHLVERSTELHEBEL	17		

ALPHABETISCH INDEX

MODELL:U27-4

BEZEICHNUNG	SEITE	BEZEICHNUNG	SEITE
-H-			
HALTER	49	KRAFTSTOFFROHR	18
	116		37
HANDGASKABEL	36		38
HANDGRIFF	75	KUBOTA MARKIERUNG	150
	77	KUEBEL	111
HAUPT-HALTUNG	8	KUEHLER	27
HAUPTLAGERGEHAEUSE	8	KUEHLER-KAPPE	27
HEBEL	80	KURBELWELLE	10
HEBELANTRIED LS	78	-L-	
HEIZAPPARAT	148	LAGERSATZ	11
HUPE	43	LAGERSCHALE	8
HYDRAULIK-KREISLAUF(AKKUMULATOR)	94		10
HYDRAULIK-KREISLAUF(BEFREITUNG)	85	LAMPE	45
HYDRAULIK-KREISLAUF(KUEBEL)	96	LAUFROLLEN	116
HYDRAULIK-KREISLAUF(RUECKSTORM)	86	LEERLAUFGETRIEB	9
HYDRAULIK-KREISLAUF(SCHWUNG)	93	LICHTSCHALTER	44
HYDRAULIKLEITUNG(ARM)	95	LUFTLEITBLECH	27
HYDRAULIKLEITUNG(AUSLEGER)	94	-M-	
HYDRAULIKLEITUNG(BEFREITUNG)	85	MAGNETZUENDSCHALTER	23
HYDRAULIKLEITUNG(DREHEN)	92	MARKIERUNG	150
HYDRAULIKLEITUNG(FAHREN LS)	90	METALLTEIL	10
HYDRAULIKLEITUNG(FAHREN RS)	91	MONTAGE,FILTER	37
HYDRAULIKLEITUNG(KONTROLL LS)	88		40
HYDRAULIKLEITUNG(KONTROLL RS)	89	MOTOR	53
HYDRAULIKLEITUNG(KUEBEL)	96	MOTOR-ANKERHAKEN	3
HYDRAULIKLEITUNG(PLANIERSCHILD)	97	MUFFE	121
HYDRAULIKLEITUNG(RUECKLAUFLEITUNG)	100	-N-	
HYDRAULIKLEITUNG(S/P)	99	NO CKENZAHNRAD	9
HYDRAULIKLEITUNG(SCHWUNG)	93	NOCKENWELLE	9
-K-			
KABINEMAT	124	-O-	
KIPPHEBELACHSE	29	OBERDICHTUNGENTASCHE	35
KISSEN	41	OBERER DICHTUNGSSATZ	34
	42	OELDRUCKSCHALTER	1
	98	OELEINFUELLSSTOPFEN	4
	118		6
	122	OELFILTER	2
	123	OELFILTERFLANSCH	5
	130	OELFILTERPATRONE	4
	142	OELMESSER	2
KOLBEN	10	OEL-MESS-STABHEBEL	58
	101	OELWANNE	2
	102	OL-FILTERPARTRONE	4
	103	OLMESSSTAB	2
	104	-P-	
	105	PLANIERSCHILD ZYLINDER	104
KOLBENBOLZEN	10	PLANIERSCHILD ZYLINDER[EINZEL-TEIL]	104
KOLBENBOLZENBUCHSE	10	-R-	
KOLBENRING	10	RAHMEN VON DREHEN	118
KOMP.KURBELGEHAEUSE	1	REGELERZAHNRAD	13
KONTROLLHEBEL RS	76	REGELUNGSVENTILFEDER	51
KONTROLLHEBEL(PLANIERSCHILD)	82		
KONTROLLVENTIL	59		
KRAFTSTOFFBEHAELTER	41		
KRAFTSTOFFFILTER	37		
	39		
KRAFTSTOFFPUMPE	37		

ALPHABETISCH INDEX

MODELL:U27-4

BEZEICHNUNG	SEITE	BEZEICHNUNG	SEITE
REGLER.....	16	STOSSEL.....	9
REGLERWELLE.....	13	STOSSELSTANGE.....	9
REGULATOR.....	21		19
RELAIS.....	47	STREBE.....	130
RESERVEBEHAELTER.....	28		
RIEMEN.....	20	-T-	
RIEMNSCHEIBE.....	20	THERMOSTAT.....	24
ROHR.....	102	TRAEGER,AUSPUFFTOPF.....	33
	103	TRAEGER,MOTOR.....	7
	104	TRIMM.....	98
ROHR-HYDRAULISCHER.....	88		118
	89		130
	90		134
	91		
	92	-V-	
	95	VENTILATOR.....	20
	97	VENTILATORSCHLEIBE.....	20
	99	VENTILEINHEIT.....	54
ROLLE.....	100		100
	13	VENTIL-FEDER.....	29
	16	VENTILFUHRUNG.....	3
	23	VERBINDUNG.....	78
RUE.....	145		82
RUECKSEITIGER SUMMER.....	44	VERBINDUNGSSTUECK.....	110
-S-		VERTEILUNGSPLATTE.....	130
SCHALLDAEMPFER.....	33	VIELFALTIGE AUSPUFFDICHTUNG.....	31
SCHALTER.....	42		34
SCHAUMGUMMI.....	133	VIS DE REGLAGE DE VITESSE.....	14
SCHLEIBENWISCHER.....	139	VORDUSENVENTIL RS.....	76
SCHMIERNIPPEL.....	101	VORDUSENVENTIL[EINZEL-TEIL].....	77
	102		
	103	-W-	
	104	WASSERFLANSCH.....	24
	105	WASSERROHR.....	6
	106		24
	109	WASSERTEMPERATUR-SENSOR.....	24
	110	WECHSELSTROMMASCHINE.....	20
	112	WECHSELSTROMMASCHINE [EINZEL-TIEL].....	21
	118	WELLE.....	49
	121		53
SCHWAMM.....	28		81
	118		101
	120		102
	134		103
SCHWIMMER.....	40		104
SCHWINGDECKEL.....	79		105
SCHWINGUNGSMOTOR.....	55		114
SCHWINGUNGSMOTOR[EINZEL-TEIL].....	55	WELLE,FREILAUFGETRIEBE.....	9
SCHWUNGAUSLEGER.....	106	WELLE,KNOCHENGELENK.....	57
SCHWUNGRAD.....	12		
SICHERUNG.....	47	-Z-	
	152	ZAEHLER.....	44
SITZ.....	137	ZAHNKRANZ.....	12
SITZ[EINZEL-TEIL].....	137	ZAHUNG.....	111
SITZTRAEGER.....	122	ZUENDSCHALTERAREIT.....	44
	123	ZWISCHENSTUECK.....	56
SPANNROLLE.....	26		59
SPURRAHMEN.....	113		60
STARTER (BAUTEILE).....	23		
STEUERWELLE.....	74		

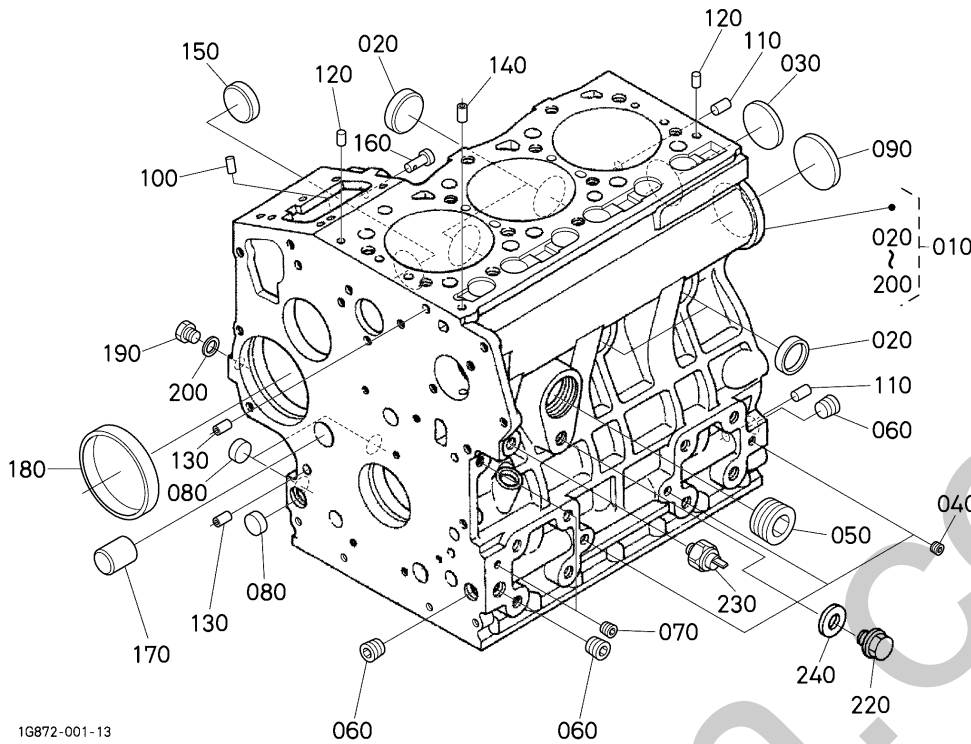
ALPHABETISCH INDEX

MODELL:U27-4

BEZEICHNUNG	SEITE	BEZEICHNUNG	SEITE
ZWISCHENSTUECK.....	72		
	85		
	86		
	88		
	89		
	90		
	91		
	92		
	100		
	121		
ZYLINDER.....	49		
ZYLINDERKOPE.....	101		
	102		
	103		
	104		
	105		
ZYLINDERKOPF.....	3		
ZYLINDERKOPFDECKEL.....	6		

Silverhorn.CO.UK

**000100 CRANKCASE
BLOC MOTEUR
KURBELGEHAEUSE**



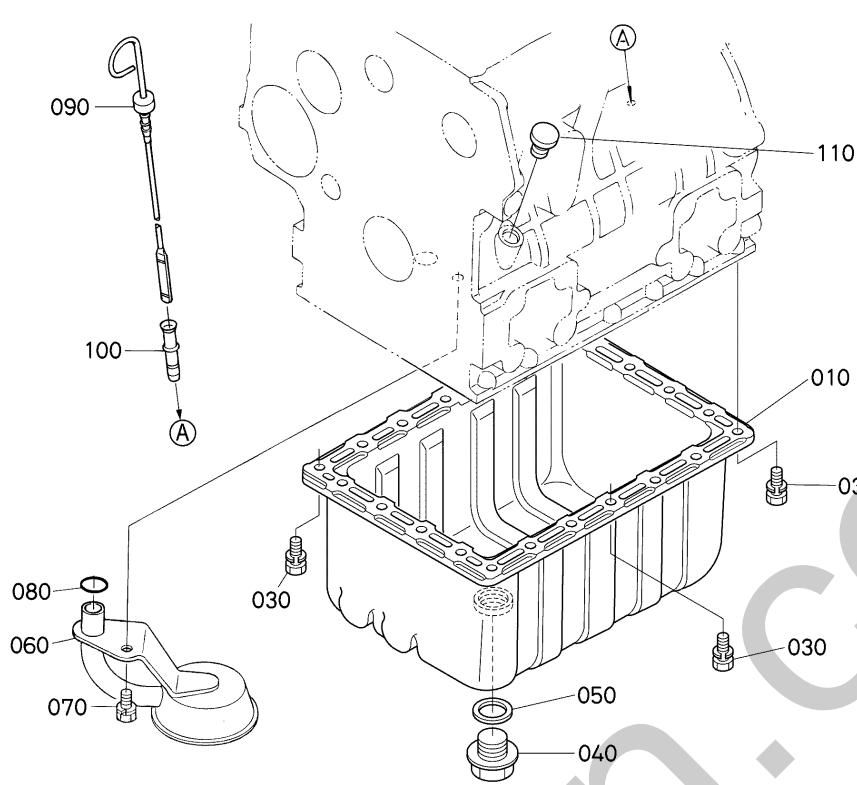
1G872-001-13

A:D1105-E4-BH-2

REF.No. POS.No. BILD-Nr.	PART No. REFERENCE BESTELL-Nr.	PART NAME	DESIGNATION	BEZEICHNUNG	Q'TY/S.No. Q'TE/No.S. STUECK/S.Nr.	I.C.	REMARKS REMARQUES BEMERKUNGEN
					A		
010	1G694-0101-2	COMP.CRANKCASE	BLOC MOTEUR COMPLET	KOMP.KURBELGEHAEUSE	1		
020	15451-9627-0	CAP,SEALING	PASTILLE	STOEPSSEL,ABDICHTUNG	4		
030	15221-0349-0	PLUG,CUP TYPE	PASTILLE	STOEPSSEL,ABDICHTUNG	1		
040	15261-9601-0	PLUG	BOUCHON	STOPFEN	3		
050	16683-9602-0	PLUG	BOUCHON	STOPFEN	1		
060	16241-9601-0	PLUG	BOUCHON	STOPFEN	3		
070	15521-9602-0	PLUG	BOUCHON	STOPFEN	2		
080	17391-9616-0	PLUG,CONCAVE	BOUCHON EXPANSIBLE	STOEPSSEL,AUSDEHNUNG	3		
090	16271-9616-0	PLUG,CONCAVE	BOUCHON EXPANSIBLE	STOEPSSEL,AUSDEHNUNG	1		
100	05012-00508	PIN,STRAIGHT	GOUPILLE CYLINDRIQUE	ZYLINDERSTIFT	2		
110	05012-00814	PIN,STRAIGHT	GOUPILLE CYLINDRIQUE	ZYLINDERSTIFT	2		
120	05012-00610	PIN,STRAIGHT	GOUPILLE CYLINDRIQUE	ZYLINDERSTIFT	2		
130	15231-3396-0	PIN,PIPE	GICLEUR	ROHRSTIFT	2		
140	16241-3365-0	PIN,PIPE	GICLEUR	ROHRSTIFT	1		
150	16241-9626-2	PLUG,FUEL CAMSHAFT	BOUCHON	STOPFEN	1		
160	16261-5628-0	PIN(START SPRING)	GOUPILLE DU RESSORT	STARTFEDERSTIFT	1		
170	16282-9601-0	PLUG	BOUCHON	STOPFEN	1		
180	16271-5535-0	BUSHING(GEAR,GOVERNOR)	BAGUE DE REG.PIGNON	BUCHSE	1		
190	1G896-3361-0	PLUG	BOUCHON	BOLZEN	1		
200	15021-3366-0	GASKET	JOINT	DICHTUNGSPLATTE	1		
210	---	BLANK	BLANC	LEERE SPALTE	-		
220	06311-55020	PLUG	BOUCHON	STOPFEN	1		
230	T1850-3901-0	SWITCH,OIL	MANO-CONTACT D'HUILE	OELDRUCKSCHALTER	1		
240	04724-00130	GASKET	JOINT	DICHTUNGSPLATTE	1		

↔ Interchangeable; ≠ not Interchangeable; ← new for old; → old for new

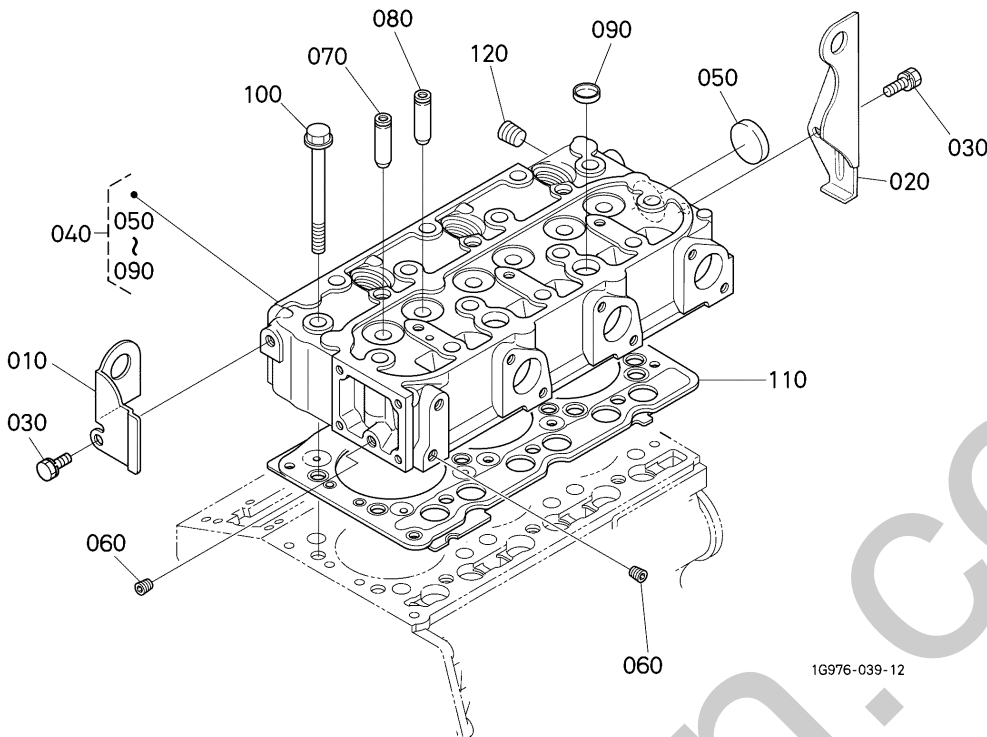
000200 OIL PAN
CARTER D'HUILE
OELWANNE



A:D1105-E4-BH-2

REF.No. POS.No. BILD-Nr.	PART No. REFERENCE BESTELL-Nr.	PART NAME	DESIGNATION	BEZEICHNUNG	Q'TY/S.No. Q'TE/No.S. STUECK/S.Nr.	I.C.	REMARKS REMARQUES BEMERKUNGEN
					A		
010	17553-0150-0	COMP.OIL PAN	CARTER D'HUILE COMP.	KOMP.OELWANNE	1		
020	----	BLANK	BLANC	LEERE SPALTE	-		
030	01023-50614	BOLT,SEMS	VIS	BOLZEN	22		
040	15707-3375-0	PLUG(DRAIN)	BOUCHON DE VIDANGE	ENTLEERUNGSSTOPFEN	1		
050	16265-9667-0	GASKET(PAN,OIL)	JOINT	DICHTUNGSPLATTE	1		
060	16261-3211-7	FILTER,OIL	FILTRE D'HUILE	OELFILTER	1		
070	01123-50816	BOLT,SEMS	VIS	SCHRAUBE	1		
080	04814-00160	O RING	JOINT TORIQUE	O RING	1		
090	17422-3641-0	GAUGE,OIL	JAUGE D'HUILE	OELMESSSTAB	1		
100	17456-3642-0	GUIDE(GAUGE,OIL)	GUIDE	FUEHRUNG,OEL-MEBSTAB	1		
110	16513-3655-0	PLUG(OIL GAUGE)	BOUCHON DE JAUGE	STOPFEN, OELMESSSTAB	1		

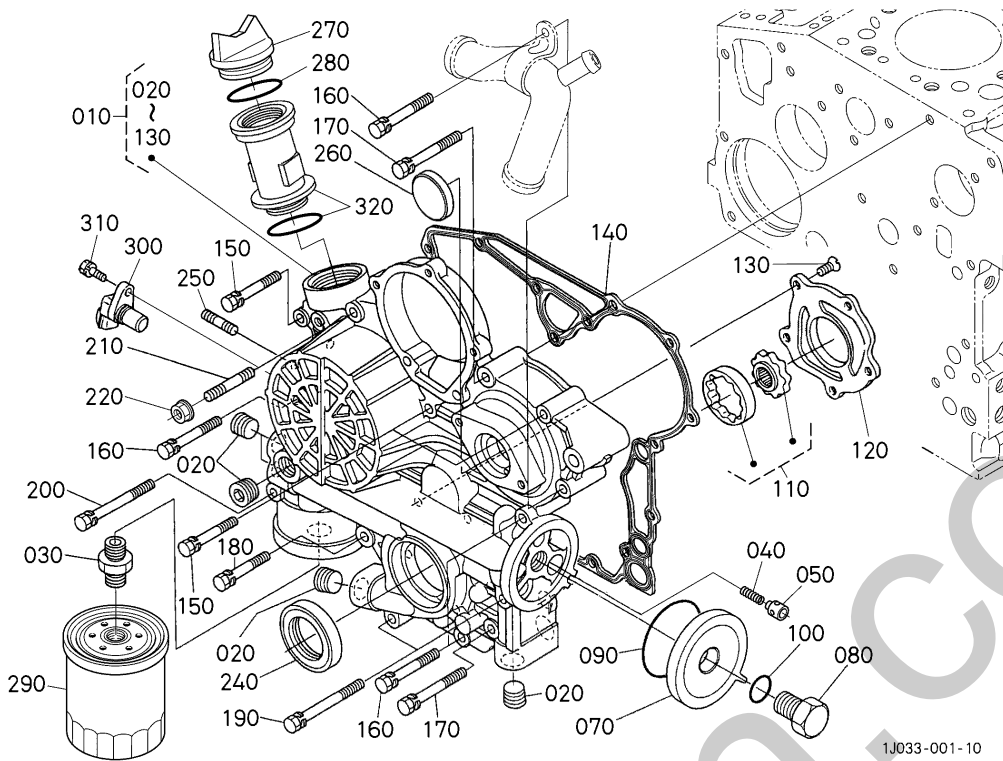
000300 CYLINDER HEAD CULASSE ZYLINDERKOPF



A:D1105-E4-BH-2

REF.No. POS.No. BILD-Nr.	PART No. REFERENCE BESTELL-Nr.	PART NAME	DESIGNATION	BEZEICHNUNG	Q'TY/S.No. Q'TE/No.S. STUECK/S.Nr.	I.C. I.C.	REMARKS REMARQUES BEMERKUNGEN
					A		
010	16241-0175-3	HOOK,ENGINE	ANNEAU DE LEVAGE	MOTOR-ANKERHAKEN	1		
020	16241-0177-0	HOOK,ENGINE	ANNEAU DE LEVAGE	MOTOR-ANKERHAKEN	1		
030	01123-50814	BOLT,SEMS	VIS	BOLZEN	2		
040	1J033-0304-0	COMP.CYLINDER HEAD	CULASSE COMPLET	KOMP.ZYLINDERKOPF	1		
050	15321-9626-0	CAP,SEALING	PASTILLE	STOEPSSEL,ABDICHTUNG	1		
060	15261-9601-0	PLUG	BOUCHON	STOPFEN	2		
070	16261-1354-0	GUIDE(INLET VALVE)	GUIDE SOUP.D'ADMISS.	EINLASSVENTILFUHRUNG	3		
080	16261-1356-0	GUIDE(EXHAUST VALVE)	GUIDE SOUP.D'ECHAP.	AUSLASSVENTILFUEHRUNG	3		
090	15261-0337-0	CAP,SEALING	PASTILLE	STOEPSSEL,ABDICHTUNG	2		
100	16241-0345-0	BOLT,HEAD(CYLINDER)	VIS DE CYLINDRE	ZYLINDERKOPFSCHRAUBE	14		
110	1G063-0331-0	GASKET(HEAD,CYL)	JOINT DE CULASSE	ZYLINDERKOPFDICHTUNG	1		
120	15841-9602-0	PLUG	BOUCHON	STOPFEN	1		

**000400 GEAR CASE
CARTER DE DISTRIBUTION
GETRIEBEGHAEUSE**

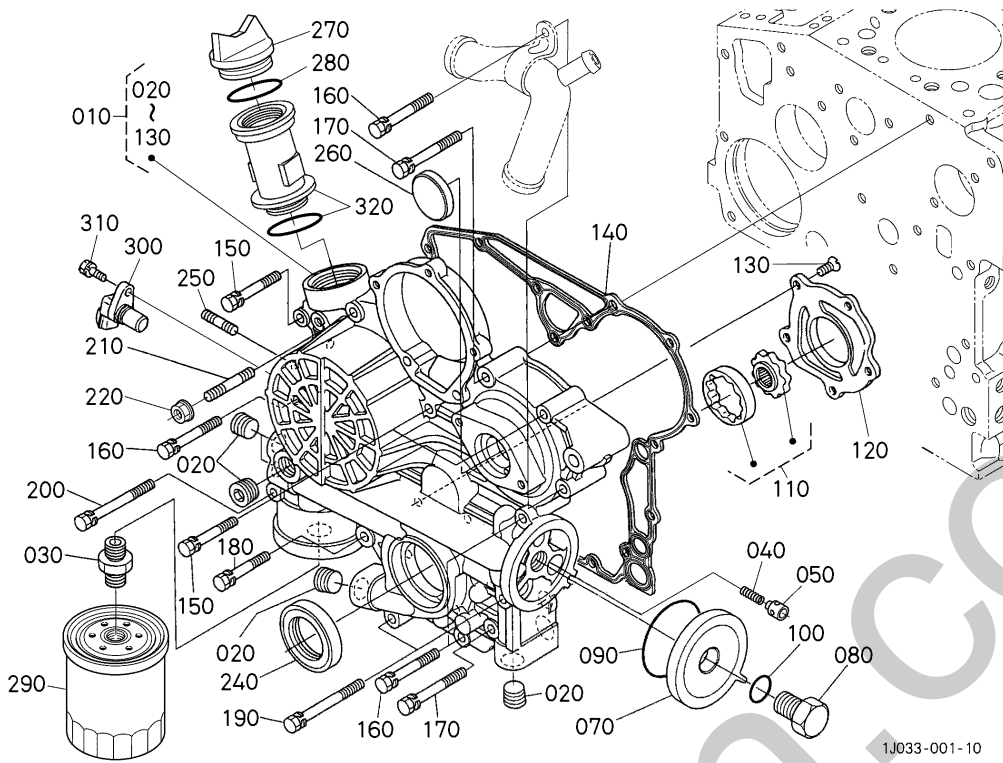


A:D1105-E4-BH-2

REF.No. POS.No. BILD-Nr.	PART No. REFERENCE BESTELL-Nr.	PART NAME	DESIGNATION	BEZEICHNUNG	Q'TY/S.No. Q'TE/No.S. STUECK/S.Nr. A	I.C. I.C. I.C.	REMARKS REMARQUES BEMERKUNGEN
010	1G872-0402-3	COMP.CASE,GEAR	CARTER DISTR.COMP.	KMP.GETRIEBEGHAEUSE	1		
020	16241-9602-0	PLUG	BOUCHON	STOPFEN	5		
030	15241-3229-0	JOINT,PIPE	RACCORD DE TUYAU	VERBINDUNGSSTUECK	1		
040	1J050-3695-0	SPRING	RESSORT	FEDER	1		
050	1J050-3693-0	VALVE(RELIEF)	SOUPAPE	UEBERLAUFVENTIL	1		
060	----	BLANK	BLANC	LEERE SPALTE	-		
070	16259-3288-2	COVER	COUVERCLE	DECKEL	1		
080	16259-3290-0	BOLT	VIS	BOLZEN	1		
090	04814-50600	O RING	JOINT TORIQUE	O RING	1		
100	04814-00150	O RING	JOINT TORIQUE	O RING	1		
110	16241-3507-0	ROTOR,ASSY(OIL PUMP)	ROTOR DE POMPE HUILE	OLFORDERPUMPE LAUFER	1		
120	16259-3513-2	COVER,OIL PUMP	COUV.POMPE A HUILE	OELPUMPEDECKEL	1		
130	16241-9312-0	SCREW,CSK-HD	VIS	SCHRAUBE	5		
140	16264-0413-2	GASKET,GEAR CASE	JOINT	DICHTUNGGETRIEBEGEH.	1		
150	01023-50645	BOLT,SEMS	VIS	BOLZEN	3		
160	01023-50650	BOLT,SEMS	VIS	BOLZEN	4		
170	01023-50655	BOLT,SEMS	VIS	BOLZEN	2		
180	15841-9104-0	BOLT	VIS	BOLZEN	1		
190	16241-9104-0	BOLT	VIS	BOLZEN	2		
200	16259-9104-0	BOLT	VIS	BOLZEN	1		
210	16245-9153-0	STUD	GOUJON	STEBBOLZEN	1		
220	02751-50060	NUT,FLANGE	ECROU A EMBASE	MUTTER	1		
230	----	BLANK	BLANC	LEERE SPALTE	-		
240	16259-0421-0	SEAL,OIL	BAGUE JOINT	OELDICHTUNGSRING	1		
250	16245-9154-0	STUD	GOUJON	STEBBOLZEN	2		
260	16264-8334-2	COVER,GEAR CASE	COUV. CARTER DISTRIB	DECKEL,GETRIEGEHAEUS	1		
270	E9151-3314-0	PLUG(OIL FILLER)	BOUCHON,REPLIS.H/L	OELINFUELLSSTOPFEN	1		
280	1J001-9677-0	O-RING	JOINT TORIQUE	O RING	1		
290	HH150-3209-4	FILTER(CARTRIDGE,OIL)	CARTOUCHE FILTRANTE	OELFILTERPATRONE	1		
300	T1060-3227-0	SENSOR(REVOLUTION)	DETECTEUR	EINHEIT	1		

↔ Interchangeable; ≠ not Interchangeable; ← new for old; → old for new

**000400 GEAR CASE
CARTER DE DISTRIBUTION
GETRIEBEGHAEUSE**

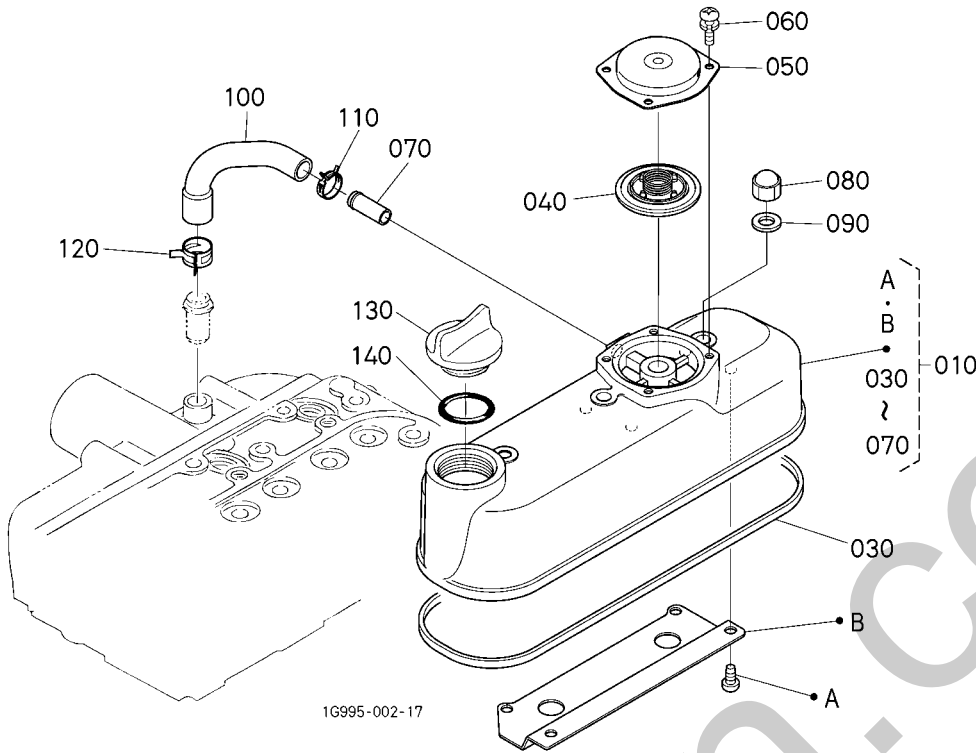


A:D1105-E4-BH-2

REF.No. POS.No. BILD-Nr.	PART No. REFERENCE BESTELL-Nr.	PART NAME	DESIGNATION	BEZEICHNUNG	Q'TY/S.No.	I.C.	REMARKS
					Q'TE/No.S. STUECK/S.Nr. A		
310	01023-50616	BOLT,SEMS	VIS	BOLZEN	1		
320	15951-3311-3	FLANGE,OIL FILLER	BRIDE	OELFILTERFLANSCH	1		

↔ Interchangeable; ≠ not Interchangeable; ← new for old; → old for new

**000500 HEAD COVER
COUVRE-CULASSE
ZYLINDERKOPF-DECKEL**

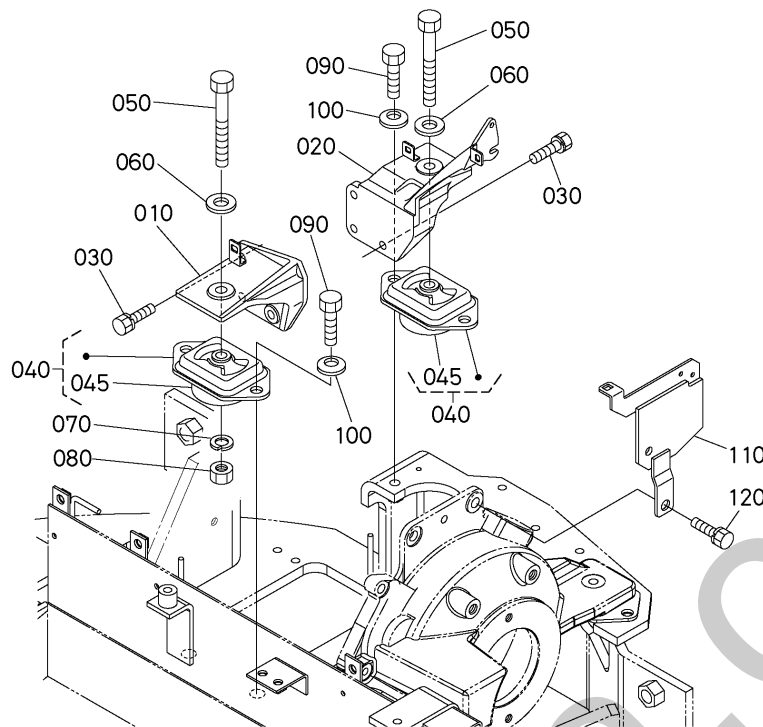


1G995-002-17

A:D1105-E4-BH-2

REF.No. POS.No. BILD-Nr.	PART No. REFERENCE BESTELL-Nr.	PART NAME	DESIGNATION	BEZEICHNUNG	Q'TY/S.No. Q'TE/No.S. STUECK/S.Nr.	I.C. I.C.	REMARKS REMARQUES BEMERKUNGEN
					A		
010	1G032-1450-7	ASSY COVER,CYL.HEAD	ENS.COUVERCLE	ZYLINDERKOPFHAUBE	1		
020	---	BLANK	BLANC	LEERE SPALTE	-		
030	16261-1452-4	GASKET,HEAD COVER	JOINT COUVRE-CULASSE	DICHTUNG,KOPFDECKEL	1		
040	1G911-0520-3	COMP VALVE,BREATHER	ENS.ROBINET DE REIN.	ENTLUEFTER	1		
050	1G801-0512-0	COVER(BREATHER)	COUVERCLE ASPIRATEUR	ENTLUEFTERDECKEL	1		
060	03024-50510	SCREW,SEMS(PAN HEAD)	VIS	SCHRAUBE	4		
070	17331-7334-2	PIPE,WATER RETURN	TUYAU RETOUR D'EAU	WASSERROHR	1		
080	15952-9233-0	NUT,CAP	ECROU	MUTTER	3		
090	15951-9666-0	GASKET	JOINT	DICHTUNGSPLATTE	3		
100	1G053-0551-0	TUBE,BREATHER	TUYAU DE REINFLARD	ENTLUFTUNGSROHR	1		
110	09318-88150	CLAMPHOSE	COLLIER DE DURITE	SCHLAUCHBINDER	1		
120	16259-0558-0	CLAMP,HOSE	COLLIER DE DURITE	SCHLAUCHBINDER	1		
130	E9151-3314-0	PLUG(OIL FILLER)	BOUCHON,REPLIS.H/L	OEEINFUELLSSTOPFEN	1		
140	1J001-9677-0	O-RING	JOINT TORIQUE	O RING	1		

003000 ENGINE BRACKET CONSOLE DE MOTEUR MOTOR TRAEGER



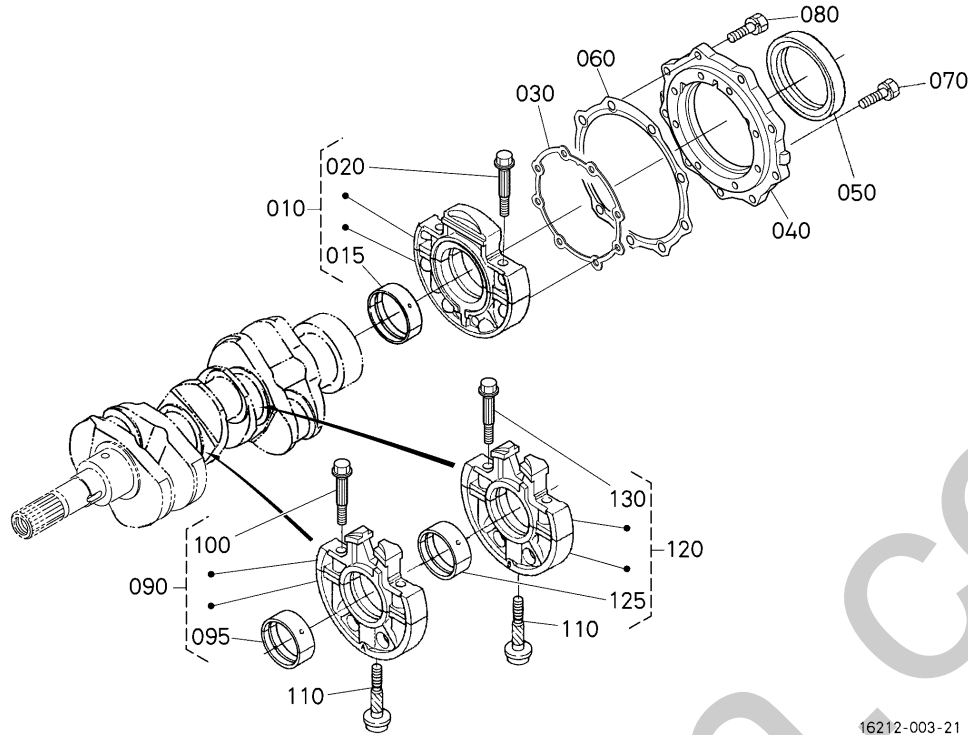
RH4 18-071-10

A:U27-4

REF.No. POS.No. BILD-Nr.	PART No. REFERENCE BESTELL-Nr.	PART NAME	DESIGNATION	BEZEICHNUNG	Q'TY/S.No.	I.C.	REMARKS
					Q'TE/No.S. STUECK/S.Nr.		
					A		BEMERKUNGEN
010	RH418-4211-0	BRACKET(ENGINE)	CONSOLE,ENGIN	TRAEGER,MOTOR	1		
020	RH418-4212-0	BRACKET(ENGINE)	CONSOLE,ENGIN	TRAEGER,MOTOR	1		
030	01133-51025	BOLT,SEMS	VIS	SCHRAUBE	6		
040	RB411-4216-4	CUSHION,RUBBER	COUSSIN	BUFFER,GUMMI	2		
045	RB411-4217-0	STOPPER	POINTEAU D'ARRET	STOPFEN	2		
050	01173-51290	HEX.BOLT	VIS	BOLZEN	2		
060	04013-50120	WASHER,PLAIN	RONDELLE FREIN	SCHEIBE	2		
070	04512-50120	WASHER,SPRING LOCK	RONDELLE GROWER	FEDERRING	2		
080	02174-50120	HEX.NUT	ECROU	MUTTER	2		
090	01176-51235	HEX.BOLT	VIS	BOLZEN	4		
100	35340-2737-0	SPRING,PLATE	RONDELLE BELLEVILLE	FEDER-PLATTE	4		
110	RH418-5345-0	BRACKET(W/H,ENGINE)	SUPPORT (MOTEUR)	MOTORFUSS	1		
120	01123-50820	BOLT,SEMS	VIS	SCHRAUBE	2		

010000

MAIN BEARING CASE
PALIERS DE VILEBREQUIN
HAUPTLAGERGEHAEUSE

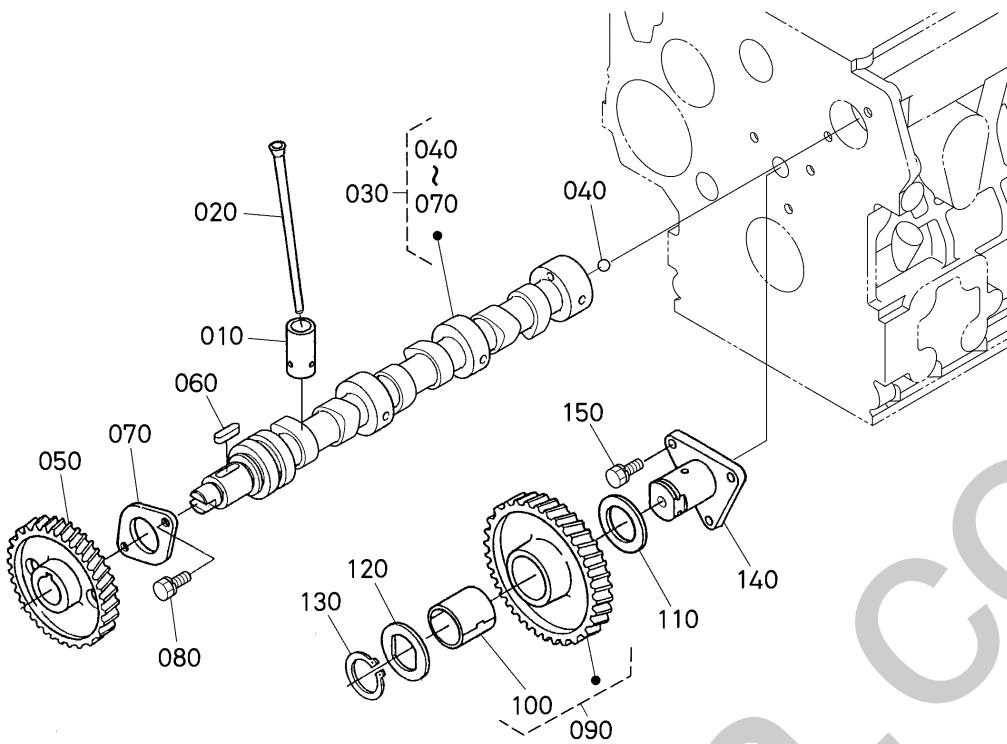


16212-003-21

A:D1105-E4-BH-2

REF.No. POS.No. BILD-Nr.	PART No. REFERENCE BESTELL-Nr.	PART NAME	DESIGNATION	BEZEICHNUNG	Q'TY/S.No. Q'TE/No.S. STUECK/S.Nr.	I.C. I.C. I.C.	REMARKS REMARQUES BEMERKUNGEN
					A		
010	16292-0709-5	CASE,BRG,ASSY(WHEEL)	ENS.PALIER VILEBREQ.	GRP.LAGERGEHAEUSE	1		
015	16292-2349-4	METAL,CRANKSHAFT	COUSSINET DE VILEBR.	METALLTEIL,KURBELWE.	1		STD SET
015	16292-2386-4	METAL,CRANKSHAFT	COUSSINET DE VILEBR.	METALLTEIL	1		-0.20mm SET
015	16292-2387-4	METAL,CRANKSHAFT	COUSSINET DE VILEBR.	METALLTEIL	1		-0.40mm SET
020	16241-0454-0	BOLT(CASE,BRG)	VIS	BOLZEN,LAGERKASTEN	2		
030	1J095-0436-0	GASKET,BRG.CASE	JOINT	DICHTUNG,LAGER	1		
040	16241-0481-5	COVER(CASE,BRG)	PORTE JOINT	DECKEL,LAGERKASTEN	1		
050	16285-0446-0	SEAL,OIL	BAGUE JOINT	DELDICHTUNGSRING	1		
060	16264-0482-2	GASKET	JOINT DE CARTER FOU	DICHTUNG GEHAEUSEDEC	1		
070	1G679-9101-0	BOLT	VIS	BOLZEN	8		
080	1G679-9102-0	BOLT	VIS	BOLZEN	9		
090	16261-0704-7	ASSY BRG.CASE,MAIN	ENS.PALIER VILEBREQ.	GRP.LAGERGEHAEUSE	1		
095	16292-2348-3	METAL,CRANKSHAFT	COUSSINET DE VILEBR.	METALLTEIL	1		STD SET
095	16292-2393-3	METAL,CRANKSHAFT	COUSSINET DE VILEBR.	METALLTEIL	1		-0.20mm SET
095	16292-2394-3	METAL,CRANKSHAFT	COUSSINET DE VILEBR.	METALLTEIL	1		-0.40mm SET
100	16241-0454-0	BOLT(CASE,BRG)	VIS	BOLZEN,LAGERKASTEN	2		
110	16241-0456-0	BOLT(CASE,BRG)	VIS	BOLZEN,LAGERKASTEN	2		
120	16261-0705-7	ASSY BRG.CASE,MAIN	ENS.PALIER VILEBREQ.	GRP.LAGERGEHAEUSE	1		
125	16292-2348-3	METAL,CRANKSHAFT	COUSSINET DE VILEBR.	METALLTEIL	1		STD SET
125	16292-2393-3	METAL,CRANKSHAFT	COUSSINET DE VILEBR.	METALLTEIL	1		-0.20mm SET
125	16292-2394-3	METAL,CRANKSHAFT	COUSSINET DE VILEBR.	METALLTEIL	1		-0.40mm SET
130	16241-0454-0	BOLT(CASE,BRG)	VIS	BOLZEN,LAGERKASTEN	2		

010100 CAMSHAFT AND IDLE GEAR SHAFT ARBRE A CAMES ET ARBRE DE PIGNON FOU NOCKENWELLE UND WELLE, FREILAUFGETR

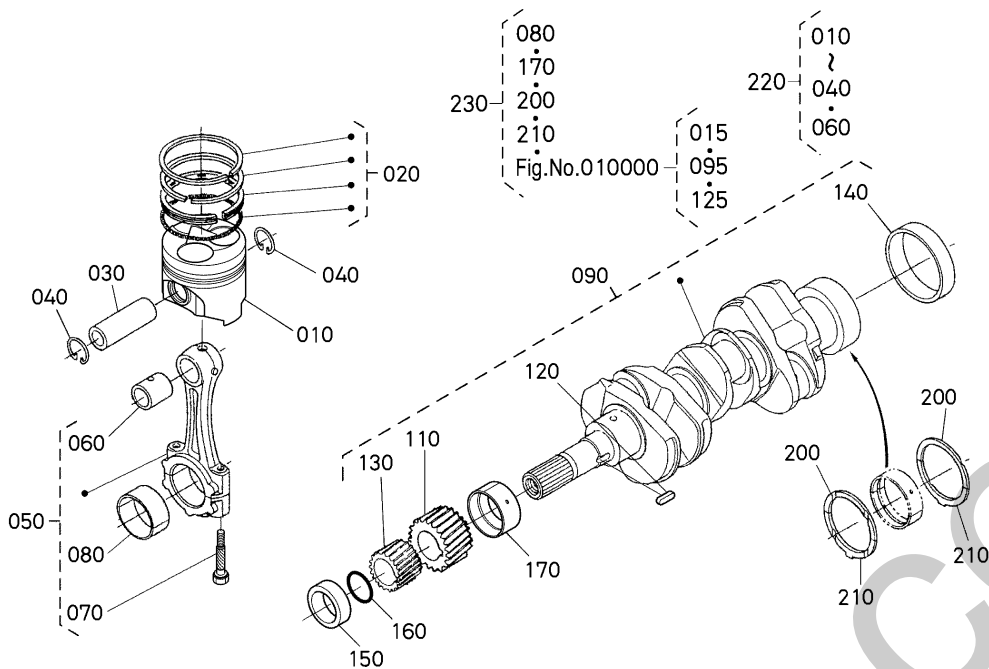


A:D1105-E4-BH-2

REF.No. POS.No. BILD-Nr.	PART No. REFERENCE BESTELL-Nr.	PART NAME	DESIGNATION	BEZEICHNUNG	Q'TY/S.No. Q'TE/No.S. STUECK/S.Nr. A	I.C. I.C. I.C.	REMARKS REMARQUES BEMERKUNGEN
010	1G673-1555-0	TAPPET	POUSSOIR	STOSSEL	6		
020	16241-1511-4	PUSH ROD	TIGE DE POUSSOIR	STOSSELSTANGE	6		
030	1J033-1601-0	ASSY CAMSHAFT	ENS.ARBRE A CAMES	GRP.NOCKENWELIE	1		
040	07715-00401	BALL 1/4	BILLE	KUGEL	1		
050	16241-1651-0	GEAR,CAM	PIGNON	ZAHNRAD	1		
060	05712-00518	FEATHER KEY	CLAVETTE	KEIL	1		
070	16241-1627-0	STOPPER(CAMSHAFT)	BOUCHON ARBRE A CAME	NOCKENWELLESPLA.	1		
080	01023-50616	BOLT,SEMS	VIS	BOLZEN	2		
090	16271-2401-2	COMP GEAR, IDLE	PIGNON COMP	KOMP.LEERLAUFGETRIEB	1		
100	16271-2498-2	BUSH, IDLE GEAR	BAGUE DU PIGNON	BUCHSE,LEERLAUFGETR.	1		
110	16241-2436-0	COLLAR, IDLE GEAR	COLLIER DE PIGNONF.	HUELSELEERLAUFGETRI.	1		
120	16241-2437-0	COLLAR, IDLE GEAR	COLLIER DE PIGNONF.	HUELSELEERLAUFGETRI.	1		
130	16241-2432-0	CIRCLIP(IDLE GEAR)	CIRCLIP	SEEGERING	1		
140	16241-2425-0	SHAFT, IDLE GEAR	ARBRE DE PIGNON FOU	WELLE, FREILAUFGETR.	1		
150	01023-50616	BOLT,SEMS	VIS	BOLZEN	3		

↔ Interchangeable; ≠ not Interchangeable; ← new for old; → old for new

010200 PISTON AND CRANKSHAFT
PISTON ET VILEBREQUIN
KOLBEN UND KURBELWELLE



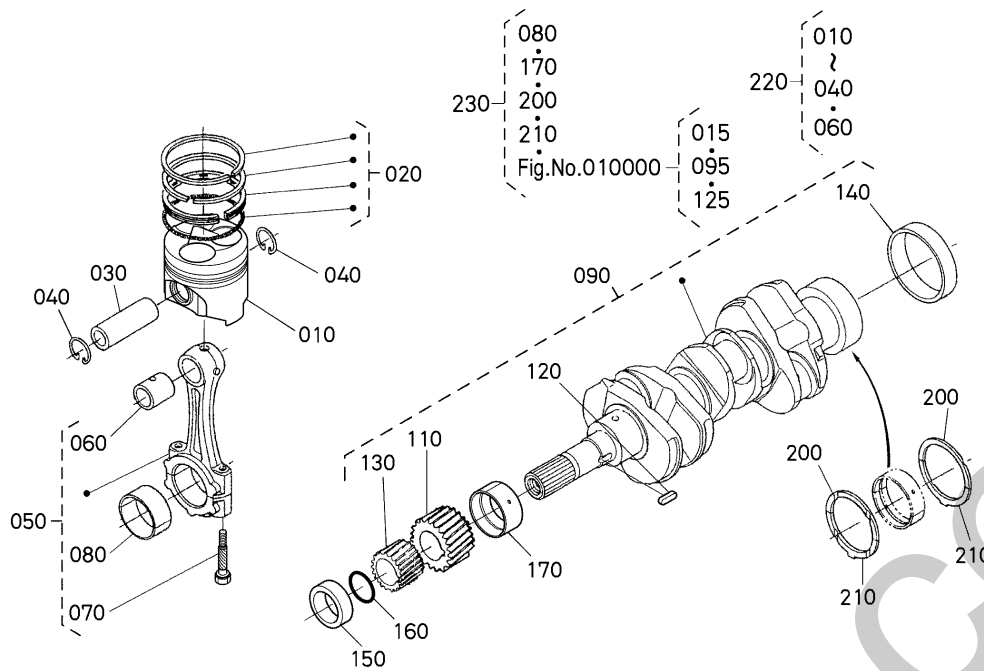
1G873-004-12

A:D1105-E4-BH-2

REF.No. POS.No. BILD-Nr.	PART No. REFERENCE BESTELL-Nr.	PART NAME	DESIGNATION	BEZEICHNUNG	Q'TY/S.No. Q'TE/No.S. STUECK/S.Nr. A	I.C. I.C. I.C.	REMARKS REMARQUES BEMERKUNGEN
010	1J097-2111-0	PISTON	PISTON	KOLBEN	3		STD
010	1J097-2191-0	PISTON	PISTON	KOLBEN	3		+0.50mm
020	1J050-2105-0	ASSY PISTON RING	ENS.SEGMENT	GRP.KOLBENRING	3		STD
020	1J050-2109-0	ASSY PISTON RING	ENS.SEGMENT	GRP.KOLBENRING	3		+0.50mm
030	16241-2131-0	PIN,PISTON	AXE DE PISTON	KOLBENBOLZEN	3		
040	16241-2133-0	CIRCLIP(PIN,PISTON)	CIRCLIP	SEEGERING	6		
050	16292-2201-6	ROD,CONNECTING,ASSY	ENS.BIELLE	GRP.PLEUELSTANGE	3		
060	1G700-2198-0	BUSHING(PIN,PISTON)	BAGUE DE BIELLE	BUCHSE,KOLBENSTIFT	3		
070	16241-2214-2	BOLT(CONNECTING ROD)	VIS DE BIELLE	BOLZEN	6		
080	16292-2231-0	METAL(PIN,CRANK)	COUSSINET DE BIELLE	METALLTEIL	3		STD SET
080	16292-2297-2	METAL,CRANKPIN	COUSSINET DE BIELLE	METALLTEIL,KUBELZAP.	3		-0.20mm SET
080	16292-2298-2	METAL,CRANKPIN	COUSSINET DE BIELLE	METALLTEIL	3		-0.40mm SET
090	1G065-2301-3	COMP.CRANKSHAFT	COUSSINET DE LATERAL	BAUGRP.KURBELWELLE	1		
100	----	BLANK	BLANC	LEERE SPALTE	-		
110	1A055-2411-0	GEAR(CRANKSHAFT)	PIGNON DE VILEBREQ.	KURBELANTRIEBSTEIL	1		
120	16271-9523-0	KEY	CLAVETTE	KEIL	1		
130	1J050-3563-0	GEAR,OIL PUMP DRIVE	PIGNON ENTRAIN.POMPE	GETRIEBE	1		
140	16241-2328-0	SLEEVE,CRANKSHAFT	FRETTE ARRIERE	MUFFE	1		
150	1J050-2325-0	COLLAR,CRANKSHAFT	COLLARIN,CIGUENAL	HALSRING	1		
160	04814-10280	RING	BAGUE	RING	1		
170	16292-2347-3	METAL(CRANKSHAFT)	COUSSINET DE VILEBR.	METALLTEIL	1		STD
170	16292-2391-3	METAL(CRANKSHAFT)	COUSSINET DE VILEBR.	METALLTEIL	1		-0.20mm
170	16292-2392-3	METAL(CRANKSHAFT)	COUSSINET DE VILEBR.	METALLTEIL	1		-0.40mm
180	----	BLANK	BLANC	LEERE SPALTE	-		
190	----	BLANK	BLANC	LEERE SPALTE	-		
200	15521-2353-3	METAL,SIDE	COUSSINET DE LATERAL	METALLSEITENRING	2		STD
200	15521-2395-3	METAL,SIDE	COUSSINET DE LATERAL	METALLSEITENRING	2		+0.20mm
200	15521-2396-3	METAL,SIDE	COUSSINET DE LATERAL	METALLSEITENRING	2		+0.40mm
210	19202-2354-3	METAL,SIDE	COUSSINET DE LATERAL	METALLSEITENRING	2		STD
210	19202-2397-3	METAL,SIDE	COUSSINET DE LATERAL	METALLSEITENRING	2		+0.20mm

↔ Interchangeable; ≠ not Interchangeable; ← new for old; → old for new

**010200 PISTON AND CRANKSHAFT
PISTON ET VILEBREQUIN
KOLBEN UND KURBELWELLE**



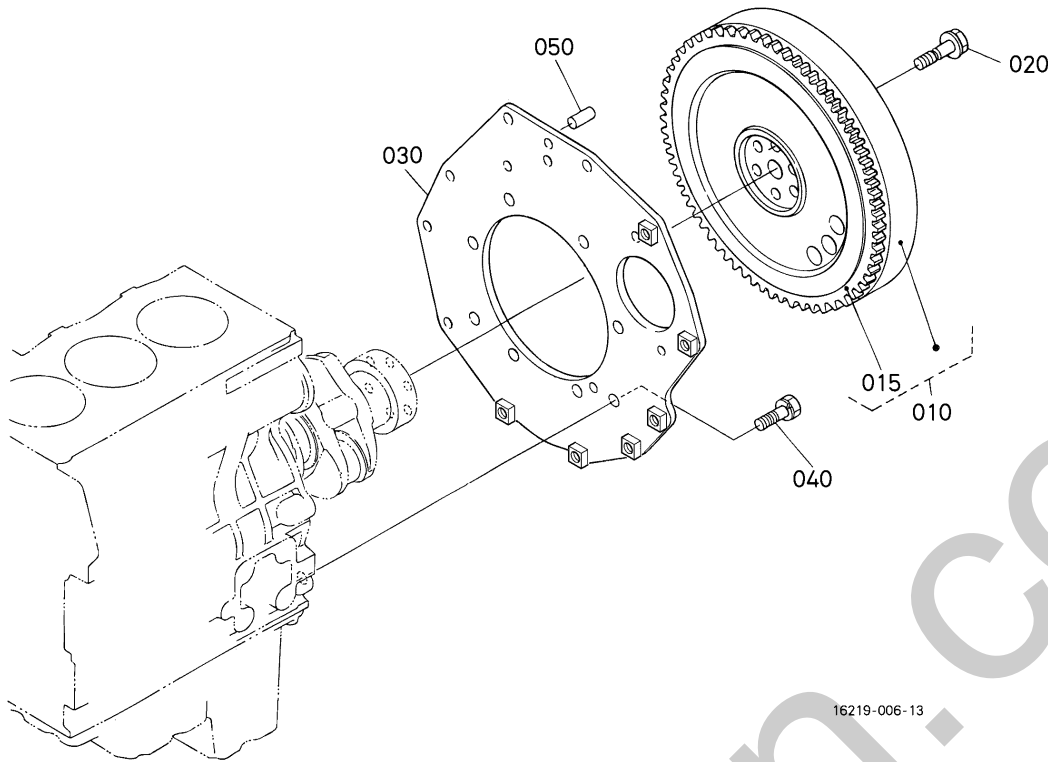
1G873-004-12

A:D1105-E4-BH-2

REF.No. POS.No. BILD-Nr.	PART No. REFERENCE BESTELL-Nr.	PART NAME	DESIGNATION	BEZEICHNUNG	Q'TY/S.No. Q'TE/No.S. STUECK/S.Nr.	I.C. I.C. I.C.	REMARKS REMARQUES BEMERKUNGEN
					A		
210	19202-2398-3	METAL,SIDE	COUSSINET DE LATERAL	METALLSEITENRING	2		+0.40mm
220	1J097-2177-0	KIT PISTON	ENS.PISTON	GRP.KOLBEN	3		STD
220	1J097-2179-0	KIT PISTON	ENS.PISTON	GRP.KOLBEN	3		+0.50mm
230	1G995-2375-5	METAL,KIT(ENGINE)	JEU DE COUSSINET	LAGERSATZ	1		STD
230	1G993-2376-5	METAL,KIT(ENGINE)	JEU DE COUSSINET	LAGERSATZ	1		-0.20mm/+0.20mm
230	1G993-2377-5	METAL,KIT(ENGINE)	JEU DE COUSSINET	LAGERSATZ	1		-0.40mm/+0.40mm

↔ Interchangeable; ≠ not Interchangeable; ← new for old; → old for new

010300 FLYWHEEL
VOLANT MOTEUR
SCHWUNGRAD

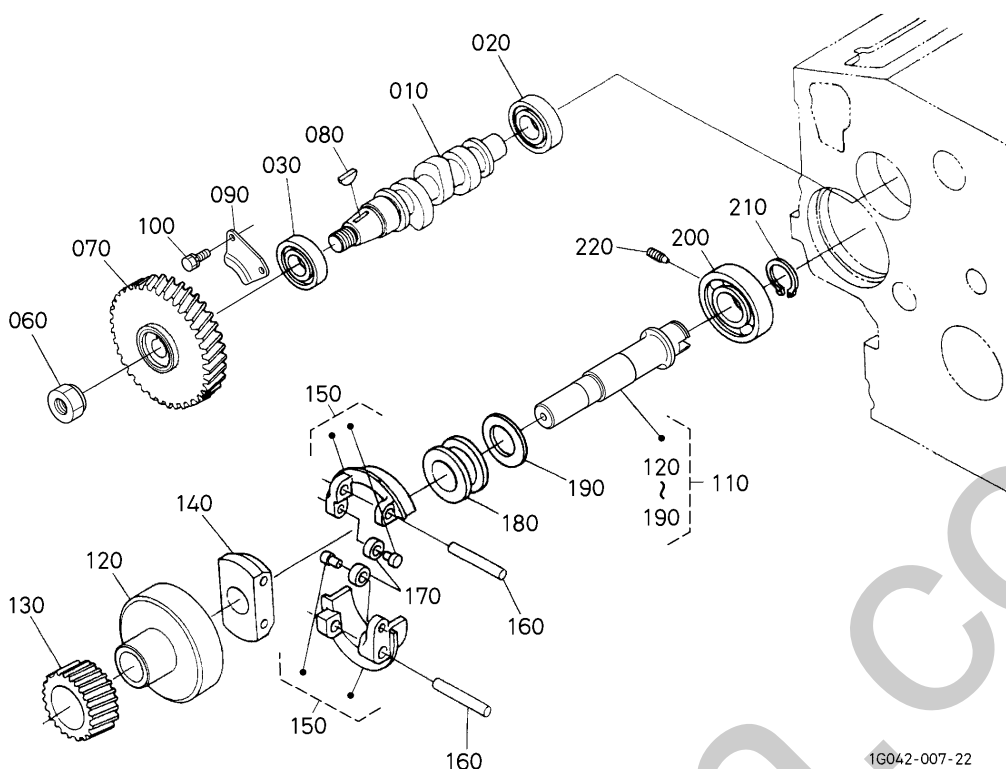


16219-006-13

A:D1105-E4-BH-2

REF.No. POS.No. BILD-Nr.	PART No. REFERENCE BESTELL-Nr.	PART NAME	DESIGNATION	BEZEICHNUNG	Q'TY/S.No. Q'TE/No.S. STUECK/S.Nr.	I.C. I.C.	REMARKS REMARQUES BEMERKUNGEN
					A		
010	16692-2501-3	COMP.FLYWHEEL	VOLANT MOTEUR COMP.	KOMP.SCHWUNGRAD	1		
015	16081-6382-0	GEAR,RING	COURONNE DE DEMARRE.	ZAHNKRANZ	1		
020	16241-2516-0	BOLT,FLYWHEEL	VIS DE VOLANT	BOLZEN,SCHWUNGRAD	6		
030	16264-0462-3	PLATE,REAR END	PLAQUE ARRIERE-TRAIN	PLATTE	1		
040	15261-9119-0	BOLT	VIS	BOLZEN	8		
050	05012-00814	PIN,STRAIGHT	GOUPILLE CYLINDRIQUE	ZYLINDERSTIFT	1		

010500 FUEL CAMSHAFT AND GOVERNOR SHAFT ARBRE A CAMES DE CARBURANT ET ARBRE REGULATEUR KRAFTSTOFF-NOCKENWELLE UND ACHSE



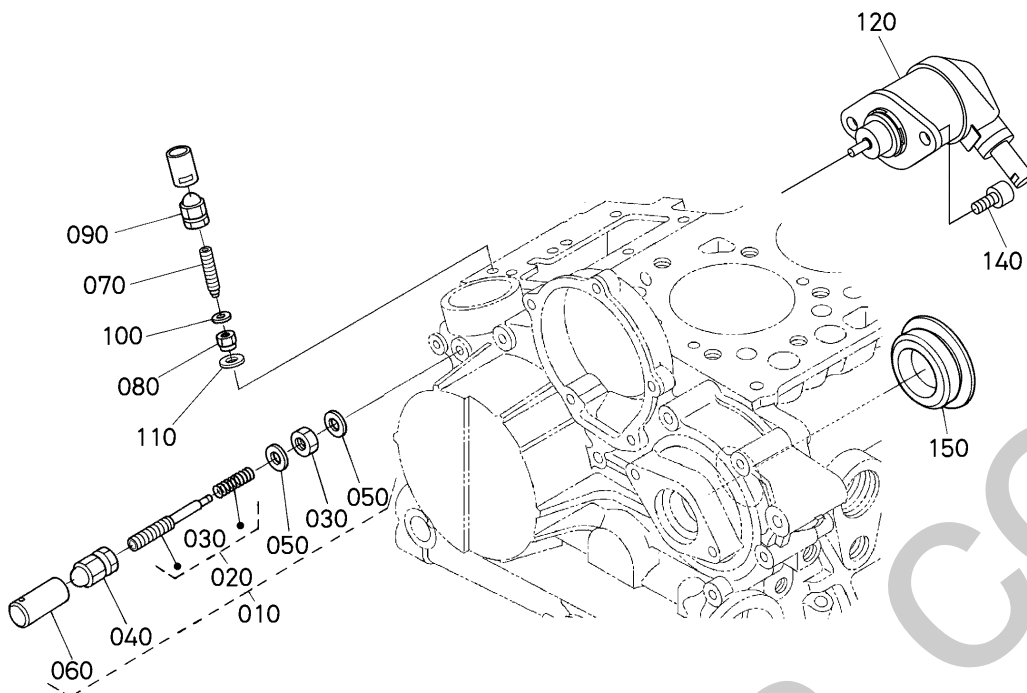
1G042-007-22

A:D1105-E4-BH-2

REF.No. POS.No. BILD-Nr.	PART No. REFERENCE BESTELL-Nr.	PART NAME	DESIGNATION	BEZEICHNUNG	Q'TY/S.No. Q'TE/No.S. STUECK/S.Nr. A	I.C. I.C. I.C.	REMARKS REMARQUES BEMERKUNGEN
010	16020-1617-0	CAMSHAFT(FUEL)	ARBRE A CAMES	NOCKENWELLE	1		
020	16261-9730-0	BRG,BALL	ROULEMENT A BILLES	KUGELLAGER	1		
030	16261-9731-0	BEARING,BALL	ROULEMENT A BILLES	KUGELLAGER	1		
040	----	BLANK	BLANC	LEERE SPALTE	-		
050	----	BLANK	BLANC	LEERE SPALTE	-		
060	1J050-9233-0	NUT	ECROU	MUTTER	1		
070	1G077-5115-0	GEAR,INJECTION PUMP	ENGRE.POMPE D'INJEC.	GETRIEBEZAHNRAD	1		
080	16241-9523-0	KEY,WOODRUFF	CLAVETTE WOODRUFF	SCHEIBEN-KEIL	1		
090	16241-1632-0	STOPPER(FUEL C/SHAFT)	BOUCHON	STOPFENNOCKENWELLE	1		
100	01023-50612	BOLT,SEMS	VIS	BOLZEN	2		
110	16265-5501-9	ASSY SHAFT,GOVERNOR	ENS.ARBRE REGULATE.	GRP.ACHSE	1		
120	16241-5539-2	HOLDER,GOVERNOR GEAR	SUPPORT REGUL-PIGNON	HALTER	1		
130	16282-5532-0	GEAR,GOVERNOR	ENGRENAGE DE REGULAT	REGELERZAHNRAD	1		
140	16241-5527-0	HOLDER(GOVERNOR WEIGHT)	SUPPORT POIDS REGUL.	HALTER,GEWICHT	1		
150	16241-5506-4	COMP.WEIGHT,GOVERNOR	POIDS COMP.REGUL.	GEWICHT KOMP.	2		
160	16241-5526-0	SHAFT(GOVERNOR WEIGHT)	ARBRE DE POIDS REG.	WELLE	2		
170	19484-5544-0	ROLLER	ROULEAU	ROLLE	2		
180	16241-5545-0	SLEEVE(GOVERNOR)	BAGUE DE REGULATEUR	REGLERMUFFE	1		
190	16241-5546-3	WASHER,THRUST	RONDELLE DE BUTEE	DRUCKSCHEIBE	1		
200	16261-9732-0	BRG,BALL	ROULEMENT A BILLES	KUGELLAGER	1		
210	16271-5541-0	CIRCLIP(GOVERNOR SHAFT)	CIRCLIP DE REG.ARBRE	SPRENGRING	1		
220	16241-5555-4	SCREW,SET	VIS D'ARRET	ANSCHLAGSCHRAUBE	1		

↔ Interchangeable; ≠ not Interchangeable; ← new for old; → old for new

020100 STOP SOLENOID
SOLENOIDE D'ARRET
STOP SOLENOID



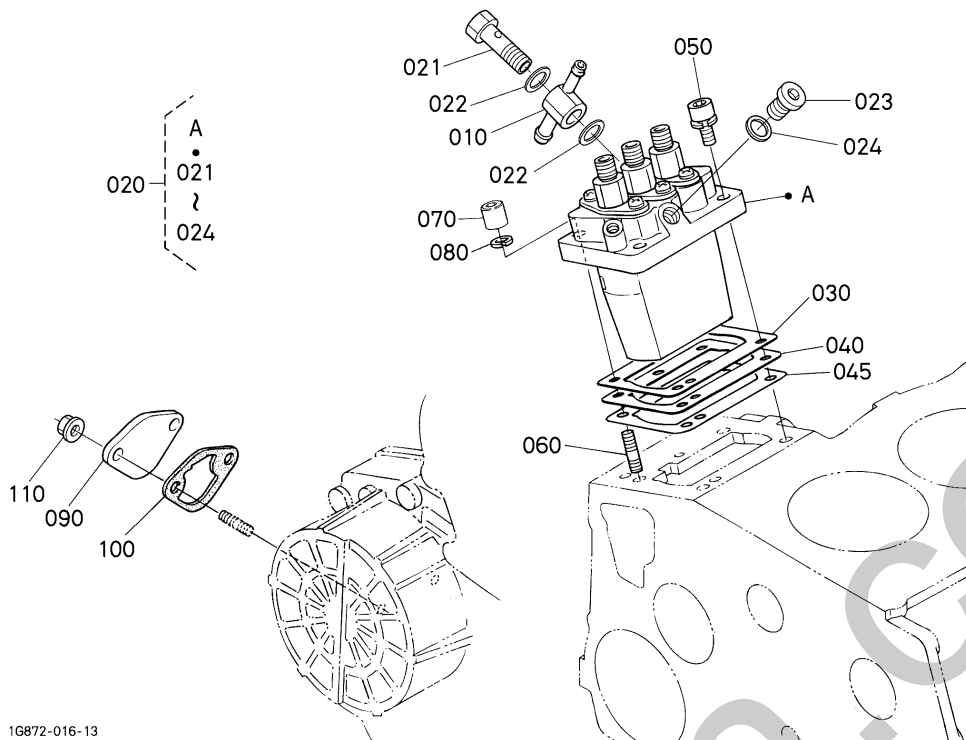
1G872-003-13

A:D1105-E4-BH-2

REF.No. POS.No. BILD-Nr.	PART No. REFERENCE BESTELL-Nr.	PART NAME	DESIGNATION	BEZEICHNUNG	Q'TY/S.No. Q'TE/No.S. STUECK/S.Nr.	I.C. I.C. I.C.	REMARKS REMARQUES BEMERKUNGEN
					A		
010	16264-5409-2	ASSY APPARATUS, IDLE	DISPOSITIF DE RALENT	BAUTEIL, FREILAF-APPA	1		
020	16264-5410-3	ASSY BOLT, ADJUSTING	ENS. BOULON AU POINT	GRP. BOLZENFEINEINST.	1		
030	15841-9202-0	NUT	ECROU	MUTTER	1		
040	15852-9233-0	NUT, CAP	ECROU	MUTTER	1		
050	15601-9665-0	GASKET	JOINT	DICHTUNGSPLATTE	2		
060	16221-5442-0	CAP	BOUCHON	KAPPE	1		
070	16241-5412-2	BOLT, ADJUSTING	VIS REGLAGE	EINSTELLBOLZEN	1		
080	1G031-5421-0	NUT (LOCK)	CONTRE-ECROU	MUTTER	1		
090	15852-9233-0	NUT, CAP	ECROU	MUTTER	1		
100	15601-9665-0	GASKET	JOINT	DICHTUNGSPLATTE	1		
110	1G021-9665-0	GASKET	JOINT	DICHTUNGSPLATTE	1		
120	17208-6001-6	ASSY SOLENOID, STOP	ENS. SOLENOIDE	DRAHTSPULE, KOMP	1		
130	---	BLANK	BLANC	LEERE SPALTE	-		
140	01311-10612	BOLT, SOCKET HEAD	VIS	BOLZEN	2		
150	16264-8315-3	COVER, HYDRAULIC PUMP	COUVERCLE, POMPE HYD.	DECKELHYDRAULIKPUMPE	1		

↔ Interchangeable; ≠ not interchangeable; ← new for old; → old for new

020200 INJECTION PUMP POMPE D'INJECTION EINSPRITZPUMPE



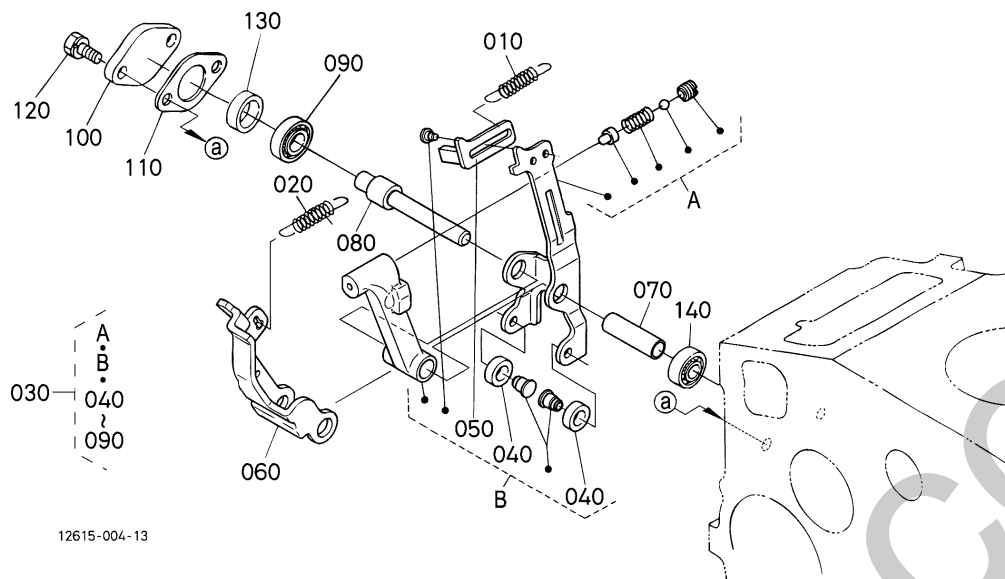
16872-016-13

A:D1105-E4-BH-2

REF.No. POS.No. BILD-Nr.	PART No. REFERENCE BESTELL-Nr.	PART NAME	DESIGNATION	BEZEICHNUNG	Q'TY/S.No. Q'TE/No.S. STUECK/S.Nr.	I.C.	REMARKS REMARQUES BEMERKUNGEN
					A		
010	16271-9569-0	JOINT,SWV PIPE	RACCORD	VERBINDUNGSSTUCK	1		
020	16872-5101-2	ASSY PUMP,INJECTION	ENS.POMPE INJECTION	GRP.EINSPRITZPUMPE	1		
021	16271-5132-0	SCREW(ROOF,CANOPY)	VIS	SCHRAUBE	1		
022	15841-9665-0	GASKET	JOINT	DICHTUNGSPLATTE	2		
023	16030-9601-0	PLUG	BOUCHON	STOPFEN	1		
024	15861-9665-0	GASKET	JOINT	DICHTUNGSPLATTE	1		
030	1G700-5220-0	SHIM(INJECTION PUMP)	CALE,POMPE INJECTION	ABSTANDSSCHEIBE	1		0.175mm
030	16006-5209-2	SHIM,INJECTION	CALE,POMPE INJECTION	ABSTANDSSCHEIBE	1		0.200mm
040	16006-5211-2	SHIM(INJECTION PUMP)	CALE,POMPE INJECTION	ABSTANDSSCHEIBE	1		0.250mm
045	16006-5212-2	SHIM(INJECTION PUMP)	CALE,POMPE INJECTION	ABSTANDSSCHEIBE	1		0.300mm
045	1G700-5216-0	SHIM(INJECTION PUMP)	CALE,POMPE INJECTION	ABSTANDSSCHEIBE	1		0.350mm
050	16871-9106-0	SCREW,HEX SOC.CAP	VIS	BOLZEN	2		
060	15841-9150-0	STUD	GOUJON	STEBOLZEN	2		
070	15841-9232-0	NUT,CAP	ECROU	MUTTER	2		
080	04512-50060	WASHER,SPRING LOCK	RONDELLE RESSORT	FEDERRING	2		
090	15852-5285-0	COVER	COUVERCLE	DECKEL	1		
100	16261-5214-0	GASKET(FUEL PUMP)	JOINT DE POMP.CARB.	DICHTUNG,PUMPE	1		
110	02751-50060	NUT,FLANGE	ECROU A EMBASE	MUTTER	2		

↔ Interchangeable; ≠ not interchangeable; ← new for old; → old for new

GOVERNOR 020400 REGULATEUR DE VITESSES REGLER

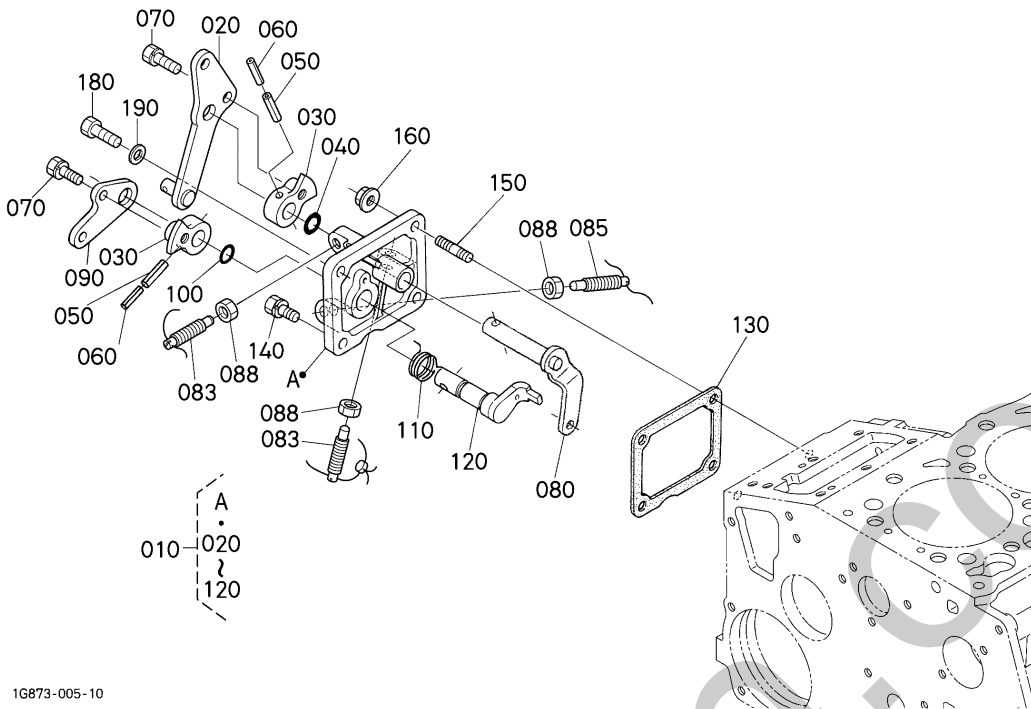


12615-004-13

A:D1105-E4-BH-2

REF.No. POS.No. BILD-Nr.	PART No. REFERENCE BESTELL-Nr.	PART NAME	DESIGNATION	BEZEICHNUNG	Q'TY/S.No. Q'TE/No.S. STUECK/S.Nr.	I.C.	REMARKS REMARQUES BEMERKUNGEN
					A		
010	17455-5648-0	SPRING, START	RESSORT DE SURCHARGE	STARTFRUEHLING	1		
020	16200-5641-0	SPRING, GOVERNOR	RESSORT DE REGULATEU	REGLERFEDER	1		
030	16204-5601-4	ASSY LEVER, FORK	ENS.LEVIER A FOURCHE	GRP.GABELHEBEL	1		
040	19484-5544-0	ROLLER	ROULEAU	ROLLE	2		
050	16271-5621-4	LEVER, THRUST	LEVIER DE BUTEE	GABELHEBEL	1		
060	1G032-5613-0	LEVER(FORK)	LEVIER A FOURCHE	HEBEL, GABEL	1		
070	1G032-5615-0	SHAFT(FORK LEVER)	ARBRE DE FOUR-LEVIER	GABELHEBELWELLE	1		
080	1G032-5647-0	SHAFT(FORK LEVER)	ARBRE DE FOUR-LEVIER	GABELHEBELWELLE	1		
090	16241-5633-0	BEARING(MINIATURIZE)	ROULEMENT	KUGELLAGER	1		
100	16241-5625-3	COVER, FORK LEV. SHAFT	COUV.FOURCHE ARBRE	DECKEL	1		
110	16299-5626-0	GASKET	JOINT	DICHTUNG	1		
120	01023-50612	BOLT, SEMS	VIS	BOLZEN	2		
130	16241-5621-0	COLLAR	COLLIER	HUELSE	1		
140	16241-5634-0	BEARING(MINIATURIZE)	ROULEMENT	KUGELLAGER	1		

**020500 SPEED CONTROL PLATE
PLAQUE DE VITESSE-CONTROLE
GESCHWINDIGKEITS-REGLERPLATTE**



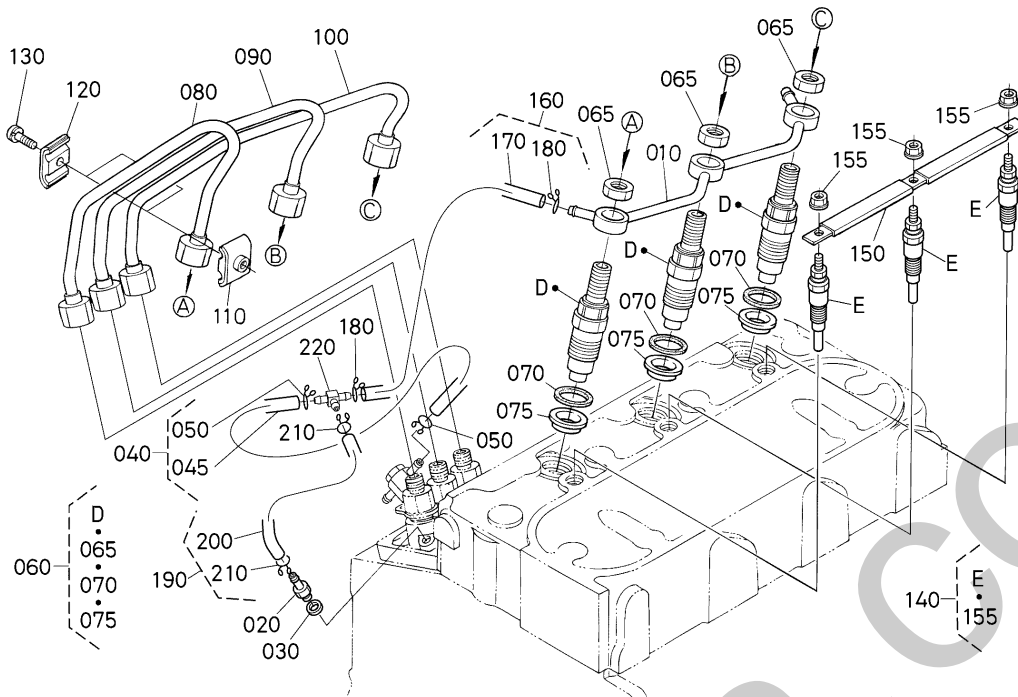
1G873-005-10

A:D1105-E4-BH-2

REF.No. POS.No. BILD-Nr.	PART No. REFERENCE BESTELL-Nr.	PART NAME	DESIGNATION	BEZEICHNUNG	Q'TY/S.No. Q'TE/No.S. STUECK/S.Nr.	I.C.	REMARKS REMARQUES BEMERKUNGEN
					A		
010	1G070-5701-4	ASSY PLATE,CONTROL	PLAQUE DE COMMANDE	GRP.REGELPLATTE	1		
020	1G070-5715-2	LEVER,SPEED CONTROL	LEVIER DE VIT-CONTR.	DREHZAHLVERSTELHEBEL	1		
030	16205-5716-2	LEVER,SPEED CONTROL	LEVIER DE VIT-CONTR.	DREHZAHLVERSTELHEBEL	2		
040	04814-00100	O RING	JOINT TORIQUE	O RING	1		
050	05411-00420	PIN,SPRING	GOUPILLE-RESSORT	STIFT,FRUEHLING	2		
060	05411-02520	PIN,SPRING	GOUPILLE-RESSORT	STIFT,FRUEHLING	2		
070	01023-50612	BOLT,SEMS	VIS	BOLZEN	2		
080	16205-5602-0	LEVER,COMP(GOVERNOR)	AXE D'ACCELERATEUR	KOMP.REGLERHEBEL	1		
083	16241-5763-2	BOLT(ADJUSTING)	VIS REGLAGE	EINSTELLBOLZEN	2		
085	1G263-5763-0	BOLT(ADJUSTING)	VIS REGLAGE	EINSTELLBOLZEN	1		
088	02056-50060	HEX.NUT	ECROU	MUTTER	3		
090	16205-5772-0	LEVER,ENGINE STOP	LEVIER D'ARRET	MOTOR-STOPHEBEL	1		
100	04814-10070	O-RING	JOINT TORIQUE	O RING	1		
110	16205-5751-0	SPRING(RETURN)	RESSORT DE RAPPEL	RUECKZUGFEDER	1		
120	16205-5774-0	LEVER,COMP(STOP)	LEVIER D'ARRET COMP.	MOTORABSTELLENHEBEL	1		
130	16264-5721-0	GASKET	JOINT	DICHTUNGSPLATTE	1		
140	01023-50616	BOLT,SEMS	VIS	BOLZEN	1		
150	16245-9154-0	STUD	GOUJON	STEBBOLZEN	2		
160	02751-50060	NUT,FLANGE	ECROU A EMBASE	MUTTER	2		
170	---	BLANK	BLANC	LEERE SPALTE	-		
180	01053-50616	HEX.BOLT	VIS	BOLZEN	1		
190	15601-9665-0	GASKET	JOINT	DICHTUNGSPLATTE	1		

↔ Interchangeable; ≠ not Interchangeable; ← new for old; → old for new

NOZZLE HOLDER AND GLOW PLUG PORTE-INJECTEUR ET BOUGIE DE PRECHAUFFAGE DUESENHALTER UND GLUEHKERZE



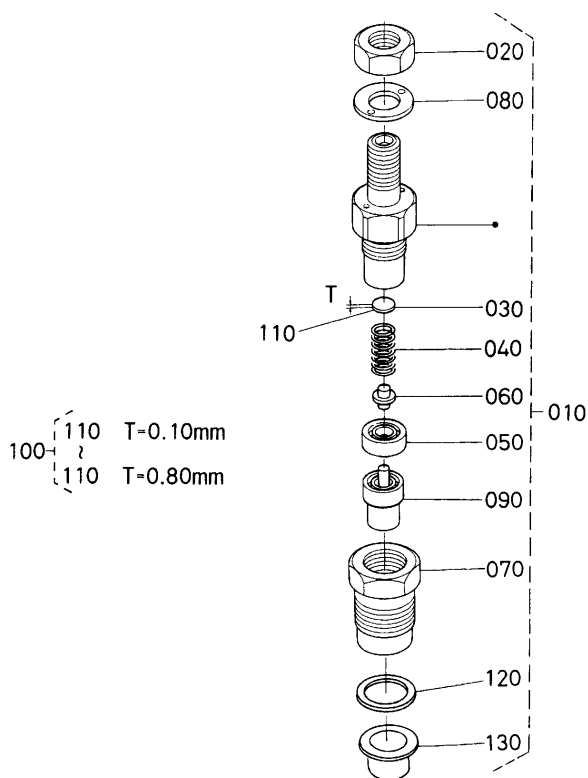
1J033-002-10

A:D1105-E4-BH-2

REF.No. POS.No. BILD-Nr.	PART No. REFERENCE BESTELL-Nr.	PART NAME	DESIGNATION	BEZEICHNUNG	Q'TY/S.No. Q'TE/No.S. STUECK/S.Nr. A	I.C. I.C. I.C.	REMARKS REMARQUES BEMERKUNGEN
010	16261-4250-2	ASSY PIPE,OVER FLOW	ENS.TUYAU TROP-PLEIN	GRP.UEBERLAUFROHR	1		
020	15841-5136-0	SCREW, BLEATHER	VIS	SCHRAUBE	1		
030	15601-9665-0	GASKET	JOINT	DICHTUNGSPLATTE	1		
040	17208-4250-0	PIPE,ASSY(OVER FLOW)	ENS.TUYAU TROP-PLEIN	GRP.UEBERLAUFROHR	1		
045	15841-4252-0	PIPE, OVER FLOW 2	TUYAU TROP-PLEIN 2	KRAFTSTOFFU-LAUFROHR	1		
050	14971-4275-0	CLIP, PIPE	COLLIER DE TUYAUTERI	ROHRKLEMME	2		
060	1G677-5390-3	KIT HOLDER,NOZZLE	ENS.PORTE-INJECTEUR	GRP.DUESENHALTER	1		
065	1G826-9203-2	NUT	ECROU	MUTTER	1		
070	15841-5362-2	GASKET	JOINT	DICHTUNGSPLATTE	1		
075	19077-5365-0	SEAL, HEAT	JOINT	DICHTUNG	1		
080	1G675-5371-0	PIPE,INJECTION	TUYAU D'INJECTEUR	EINSPRITZROHR	1		
090	1G675-5372-0	PIPE,INJECTION	TUYAU D'INJECTEUR	EINSPRITZROHR	1		
100	1G675-5373-0	PIPE,INJECTION	TUYAU D'INJECTEUR	EINSPRITZROHR	1		
110	15841-5385-0	CLAMP, PIPE	COLLIER DE TUYAUTERI	ROHRKLEMME	2		
120	15841-5386-0	CLAMP, PIPE	COLLIER DE TUYAUTERI	ROHRKLEMME	2		
130	03024-50520	SCREW,SEMS(PAN HEAD)	VIS A RONDELLE	SCHRAUBE	2		
140	1G679-6551-2	PLUG,GLOW	BOUG. DE PRECHAUFFAGE	GLUEHSTOEPSSEL	3		
150	16261-6556-0	CORD(PLUG,GLOW)	FILDEBOUG.PRECHAUFF.	GLUEHKERZEKORD	1		
155	02761-50040	NUT,FLANGE	ECROU	MUTTER	3		
160	16282-4202-0	PIPE,ASSY(OVER FLOW)	ENS.TUYAU TROP-PLEIN	GRP.UEBERLAUFROHR	1		
170	09661-40040	TUBE,FUEL	TUYAU	KRAFTSTOFFROHR	1		
180	14971-4275-0	CLIP, PIPE	COLLIER DE TUYAUTERI	ROHRKLEMME	2		
190	17208-4203-0	PIPE,ASSY(OVER FLOW)	ENS.TUYAU TROP-PLEIN	GRP.UEBERLAUFROHR	1		
200	09661-40100	TUBE,FUEL	TUYAU	KRAFTSTOFFROHR	1		
210	14971-4275-0	CLIP, PIPE	COLLIER DE TUYAUTERI	ROHRKLEMME	2		
220	1G065-4236-0	JOINT,T TYPE	RACCORD DE TUYAU	VERBINDUNGSSTUECK	1		

↔ Interchangeable; ≠ not Interchangeable; ← new for old; → old for new

020700 NOZZLE HOLDER (COMPONENT PARTS)
PORTE-INJECTEUR [PARTIES COMPOSANTES]
DUESENHALTER [EINZEL-TEIL]



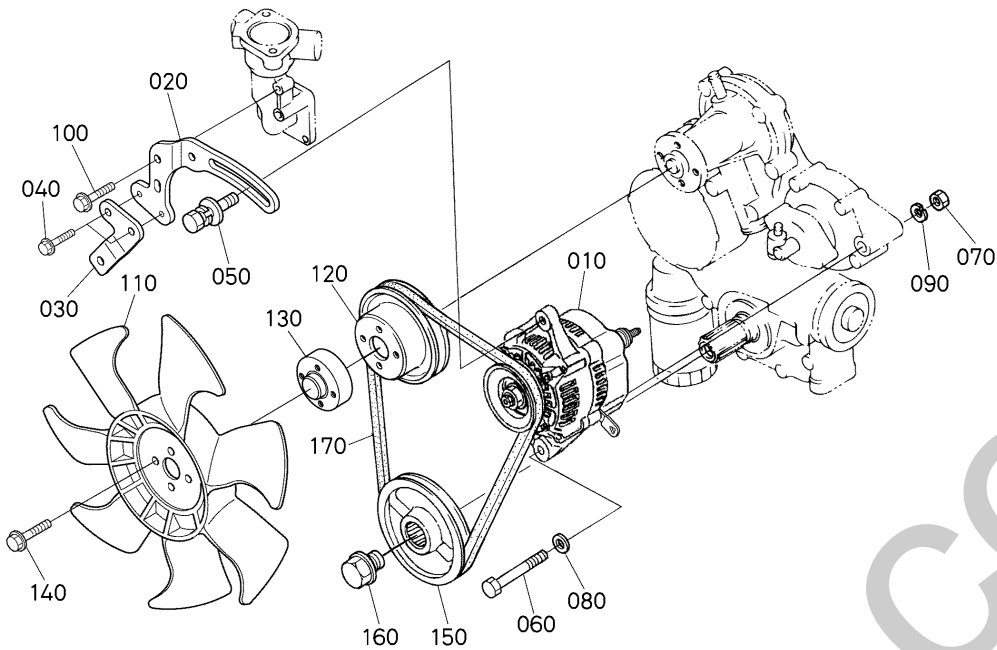
16224-009-13

A:D1105-E4-BH-2

REF.No. POS.No. BILD-Nr.	PART No. REFERENCE BESTELL-Nr.	PART NAME	DESIGNATION	BEZEICHNUNG	Q'TY/S.No. Q'TE/No.S. STUECK/S.Nr.	I.C. I.C.	REMARKS REMARQUES BEMERKUNGEN
					A		
010	1G677-5390-3	KIT HOLDER,NOZZLE	ENS.PORTE-INJECTEUR	GRP.DUESENHALTER	3		
020	1G826-9203-2	NUT	ECROU	MUTTER	3		
030	16032-5323-0	WASHER,ADJUSTING	RONDELLE DE REGLAGE	EINSTELLSCHEIBE	3		
040	16032-5317-0	SPRING,NOZZLE	RESSORT D'INJECTEUR	FRUEHLING	3		
050	16032-5335-0	SPACER,DISTANCE	CALE DE BLOCAGE	DISTANZSCHEIBE	3		
060	16032-5316-0	PUSH ROD	TIGE DE POUSSOIR	STOSSELSTANGE	3		
070	16032-5328-0	NUT(NOZZLE)	ECROU D'INJECTEUR	MUTTER	3		
080	16032-9404-0	WASHER,PLAIN	RONDELLE FREIN	SCHEIBE	3		
090	1G677-5361-2	PIECE,NOZZLE	ELEMENT D'INJECTEUR	DUESENSTUECK	3		
100	16032-9810-0	WASHER,ASSY(ADJUST)	ENS.RONDELLE	GRP.EINSTELLSCHEIBE	3		OPTION
110	16032-9850-0	WASHER(ADJUSTING)	RONDELLE DE REGLAGE	EINSTELLSCHEIBE	3		0.10mm
110	16032-9851-0	WASHER(ADJUSTING)	RONDELLE DE REGLAGE	EINSTELLSCHEIBE	3		0.20mm
110	16032-9852-0	WASHER(ADJUSTING)	RONDELLE DE REGLAGE	EINSTELLSCHEIBE	3		0.30mm
110	16032-9853-0	WASHER(ADJUSTING)	RONDELLE DE REGLAGE	EINSTELLSCHEIBE	3		0.40mm
110	16032-9854-0	WASHER(ADJUSTING)	RONDELLE DE REGLAGE	EINSTELLSCHEIBE	3		0.50mm
110	16032-9855-0	WASHER(ADJUSTING)	RONDELLE DE REGLAGE	EINSTELLSCHEIBE	3		0.52mm
110	16032-9856-0	WASHER(ADJUSTING)	RONDELLE DE REGLAGE	EINSTELLSCHEIBE	3		0.54mm
110	16032-9857-0	WASHER(ADJUSTING)	RONDELLE DE REGLAGE	EINSTELLSCHEIBE	3		0.56mm
110	16032-9858-0	WASHER(ADJUSTING)	RONDELLE DE REGLAGE	EINSTELLSCHEIBE	3		0.58mm
110	16032-9859-0	WASHER(ADJUSTING)	RONDELLE DE REGLAGE	EINSTELLSCHEIBE	3		0.80mm
120	15841-5362-2	GASKET	JOINT	DICHTUNGSPLATTE	3		
130	19077-5365-0	SEAL, HEAT	JOINT	DICHTUNG	3		

↔ Interchangeable; ≠ not Interchangeable; ← new for old; → old for new

041300 ALTERNATOR ALTERNATEUR WECHSELSTROMMASCHINE



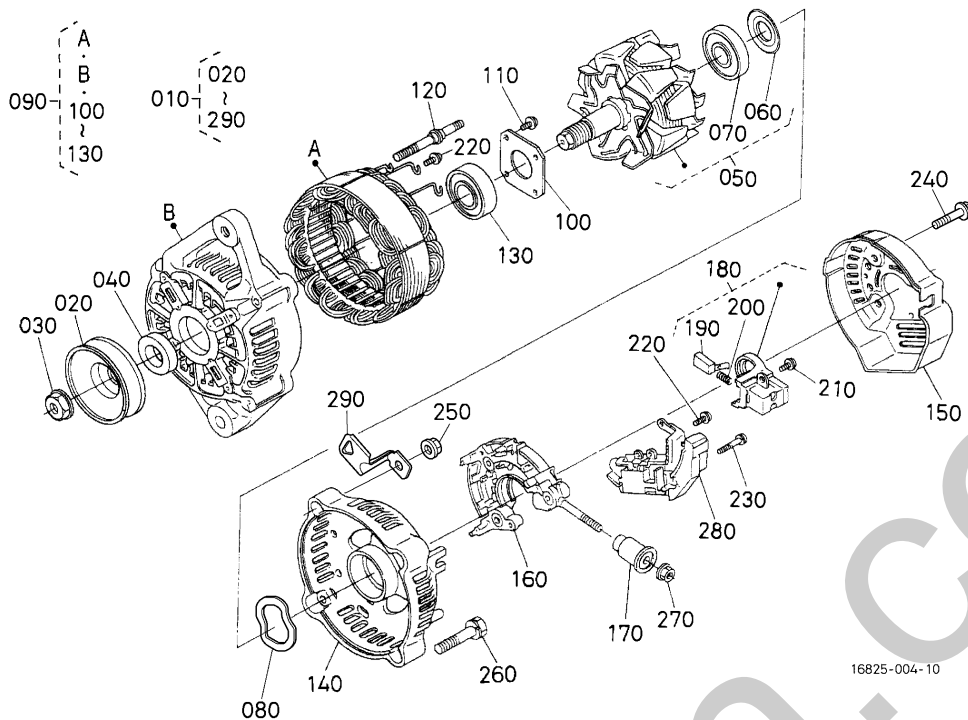
1J033-005-10

A:D1105-E4-BH-2

REF.No. POS.No. BILD-Nr.	PART No. REFERENCE BESTELL-Nr.	PART NAME	DESIGNATION	BEZEICHNUNG	Q'TY/S.No. Q'TE/No.S. STUECK/S.Nr.	I.C.	REMARKS REMARQUES BEMERKUNGEN
					A		
010	16791-6401-0	ASSY ALTERNATOR	ALTERNATEUR COMPLET	GRP.LICHTMASCHINE	1		
020	1J033-6442-0	STAY,ALTERNATOR	SUPPORT DE ALTERNAT.	DYNAMOSTANGE	1		
030	1J033-6445-0	STAY,ALTERNATOR	SUPPORT DE ALTERNAT.	DYNAMOSTANGE	1		
040	01754-50612	BOLT,FLANGE	VIS DE BUTEE	SCHRAUBE	2		
050	01127-50830	BOLT,W SEMS(LARGE WA	VIS	BOLZEN	1		
060	01173-51085	HEX.BOLT	VIS	SCHRAUBE	1		
070	02176-50100	HEX.NUT	ECROU	MUTTER	1		
080	04011-50100	WASHER,PLAIN	RONDELLE FREIN	SCHEIBE	1		
090	04512-50100	WASHER,SPRING LOCK	RONDELLE GROWER	FEDERRING	1		
100	01754-50616	BOLT,FLANGE	VIS	SCHRAUBE	1		
110	17510-7411-0	FAN	VENTILATEUR	VENTILATOR	1		
120	16071-7425-0	PULLEY,FAN	POULIE VENTILATEUR	VENTILATORSCHEIBE	1		
130	17053-7415-0	COLLAR,FAN	COLLIER	VENTILATORHUELSE	1		
140	17208-9104-0	BOLT,FLANGE	VIS DE BUTEE	FLANSCHEN-BOLZEN	4		
150	16265-7428-0	PULLEY,FAN DRIVE	POULIE ENTRAIN.VENT.	RIEMENSCHIEBE	1		
160	16241-9102-0	BOLT(FAN DRIVE)	VIS	BOLZEN	1		
170	16282-9701-3	V BELT	COURROIE VENTILATEUR	VENTILATOR-RIEMEN	1		37.5in

↔ Interchangeable; ≠ not Interchangeable; ← new for old; → old for new

041400 ALTERNATOR (COMPONENT PARTS)
ALTERNATEUR [PARTIES COMPOSANTES]
LICHTMASCHINE [EINZEL-TEIL]

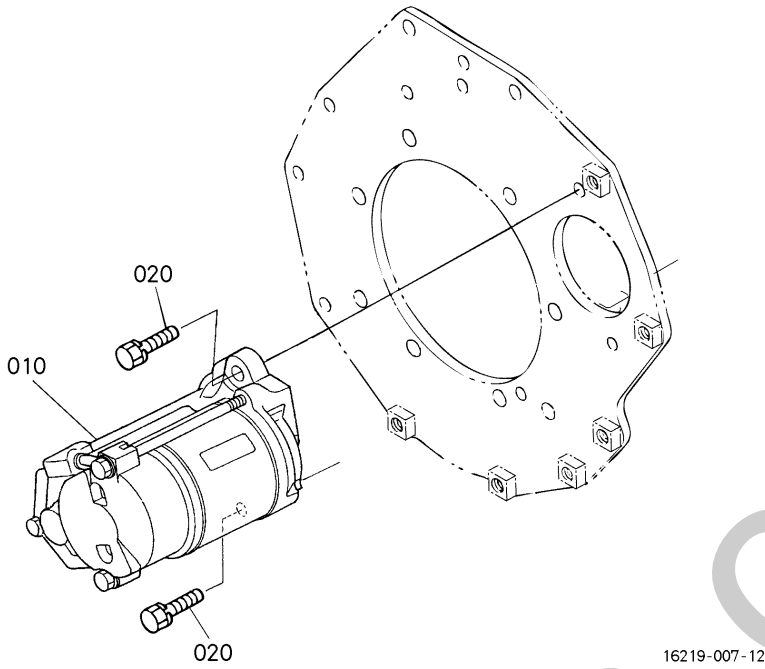


A:D1105-E4-BH-2

REF.No. POS.No. BILD-Nr.	PART No. REFERENCE BESTELL-Nr.	PART NAME	DESIGNATION	BEZEICHNUNG	Q'TY/S.No. Q'TE/No.S. STUECK/S.Nr.	I.C.	REMARKS REMARQUES BEMERKUNGEN
					A		
010	16791-6401-0	ASSY ALTERNATOR	ALTERNATEUR COMPLET	GRP.LICHTMASCHINE	1		
020	15881-6411-0	PULLEY(DYNAMO)	POULIE D'ALTERNATEUR	RIEMENSCHIBE,DYNAMO	1		
030	15881-9201-0	NUT	ECROU	MUTTER	1		
040	15881-6415-0	COLLAR	COLLIER	HUELSE	1		
050	66436-6404-0	ROTOR	ROTOR	ROTOR	1		
060	15881-6480-0	COVER(BEARING)	COUVERCLE	DECKEL	1		
070	16652-6477-0	BRG,BALL	ROULEMENT A BILLES	KUGELLAGER	1		
080	15881-6481-0	WASHER(THRUST)	RONDELLE DE BUTEE	DRUCKSCHEIBE	1		
090	66436-6402-0	FRAME,ASSY(DRIVE END)	BATI	GRP.ANTRIEBSRAHMEN	1		
100	15881-6471-0	PLATE(RETAINER)	PLAQUE RETENUE	HALTEPLATTE	1		
110	15881-9301-0	SCREW,RD HD	VIS A TETE RONDE	RUNDKOPFSCHRAUBE	4		
120	15881-6426-0	BOLT(THROUGH)	VIS,PASSANT	DURCHGEHENDERBOLZEN	2		
130	16652-6478-0	BRG,BALL	ROULEMENT A BILLES	KUGELLAGER	1		
140	16231-6406-0	FRAME(END)	BATI	RAHMEN	1		
150	16231-6423-0	COVER(END)	PALIER ARRIERE	DECKEL	1		
160	16241-6485-0	RECTIFIER,ASSY	REDRESSEUR	MONT.GLEICHRICHTER	1		
170	16241-6490-0	BUSHING(INSULATION)	BAGUE ISOLANTE	BUCHSE	1		
180	16652-6431-0	HOLDER(BRUSH)	PORTE-BALAI	BUERSTEN HALTER	1		
190	15881-6409-0	BRUSH	PATTE D'ATTACHE	BUERSTE	2		
200	15881-6433-0	SPRING(BRUSH)	RESSORT DE BALAI	SCHLEIFBUERSTENFEDER	2		
210	15881-9302-0	SCREW,RD HD	VIS A TETE RONDE	RUNDKOPFSCHRAUBE	2		
220	15881-9303-0	SCREW,RD HD	VIS A TETE RONDE	RUNDKOPFSCHRAUBE	6		
230	15881-9304-0	SCREW,RD HD	VIS A TETE RONDE	RUNDKOPFSCHRAUBE	1		
240	15881-9104-0	BOLT	VIS	BOLZEN	3		
250	15881-9202-0	NUT	ECROU	MUTTER	2		
260	15881-9105-0	BOLT	VIS	BOLZEN	2		
270	14182-9203-0	NUT	ECROU	MUTTER	1		
280	1K531-6460-2	ASSY REGULATOR	REGULATEUR	REGULATOR	1		
290	1J730-6757-0	CLAMP,CORD	ATTACHE-FILS	KABELKLEMME	1		

↔ Interchangeable; ≠ not Interchangeable; ← new for old; → old for new

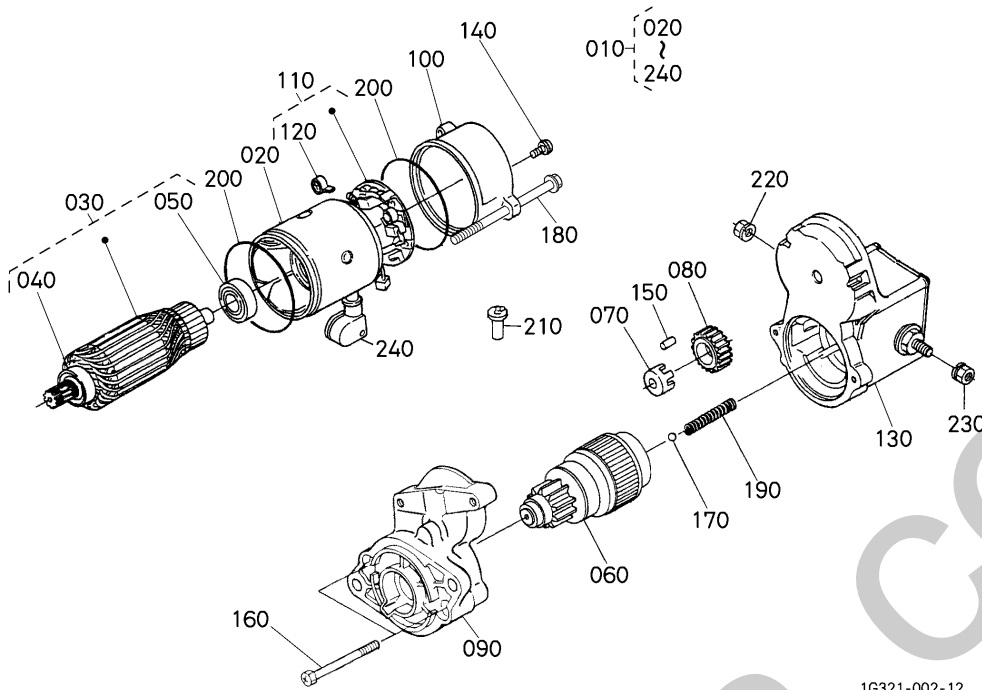
**041600 STARTER
 DEMARREUR
 ANLASSER**



A:D1105-E4-BH-2

REF.No. POS.No. BILD-Nr.	PART No. REFERENCE BESTELL-Nr.	PART NAME	DESIGNATION	BEZEICHNUNG	Q'TY/S.No. Q'TE/No.S. STUECK/S.Nr. A	I.C. I.C. I.C.	REMARKS REMARQUES BEMERKUNGEN
010	19269-6301-0	STARTER,ASSY	ENS.DEMARREUR	GRP.ANLASSER	1		
020	01123-50830	BOLT,SEMS	VIS	BOLZEN	2		

041700 STARTER (COMPONENT PARTS) DEMARREUR [PARTIES COMPOSANTES] ANLSSER [EINZEL-TEIL]



1G321-002-12

A:D1105-E4-BH-2

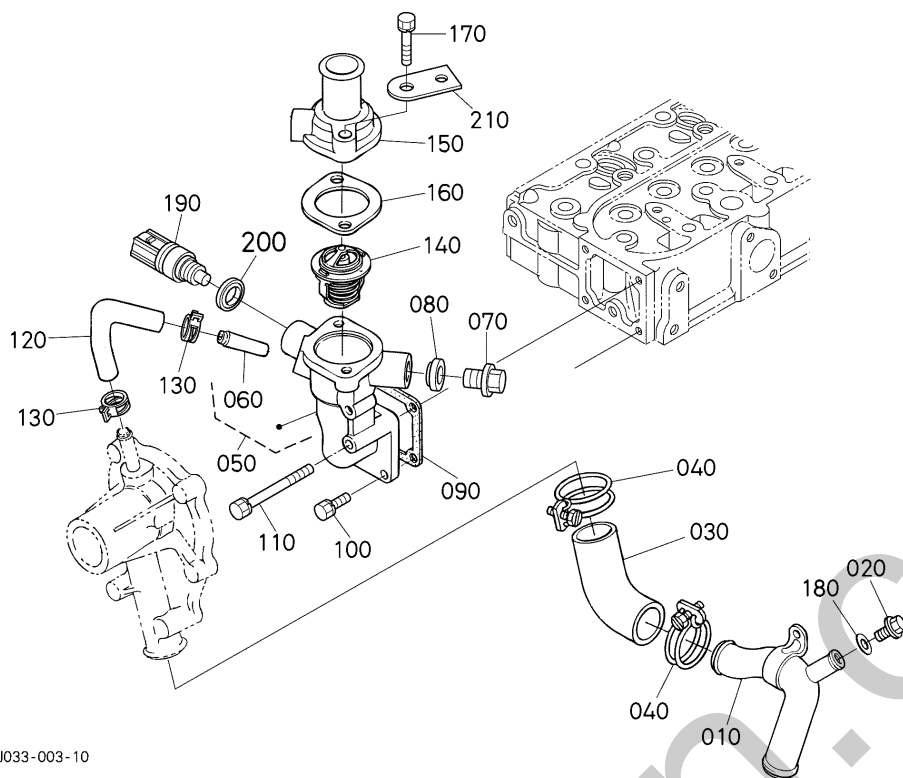
REF.No. POS.No. BILD-Nr.	PART No. REFERENCE BESTELL-Nr.	PART NAME	DESIGNATION	BEZEICHNUNG	Q'TY/S.No. Q'TE/No.S. STUECK/S.Nr.	I.C.	REMARKS REMARQUES BEMERKUNGEN
					A		
010	19269-6301-0	STARTER,ASSY	ENS.DEMARREUR	GRP.ANLASSER	1		
020	11197-6308-0	YOKU,ASSY	ENS.CHAPE	GRP.GABELGELENK	1		
030	11197-6307-0	ARMATURE,ASSY	ENS.ARMATURE	GRP.ARMATUR	1		
040	11460-6350-0	BEARING	ROULEMENT	LAGER	1		
050	11460-6353-0	BEARING	ROULEMENT	LAGER	1		
060	16611-6304-0	CLUTCH(OVER RUNNING)	EMBAYAGE A INERTIE	AUFLAUFKUPPLUNG	1		
070	11460-6311-0	RETAINER	SUPPORT	HALTESCHEIBE	1		
080	11460-6327-0	GEAR	ENGRENAGE	GETRIEBE	1		
090	16611-6303-0	FRAME,DRIVE END	BATI	ANTRIEBSRAHMEN	1		
100	17341-6320-0	FRAME,END	BATI	RAHMEN	1		
110	11197-6338-0	ASSY HOLDER,BRUSH	ENS.SUPPORT	GRP.BUERSTENHALTER	1		
120	15401-6339-0	SPRING(BRUSH)	RESSORT DE BALAI	SCHLEIFBUERSTENFEDER	4		
130	16285-6302-0	ASSY SWITCH,MAGNETIC	ENS.INTERRUPTEUR	GRP.MAGNETSCHALTER	1		
140	15511-6376-0	BOLT,ASSY	ENS.VIS	GRP.BOLZEN	2		
150	19212-6310-0	ROLLER	ROULEAU	ROLLE	5		
160	11460-9331-0	BOLT	VIS	BOLZEN	2		
170	19212-9713-0	BALL	BILLE	KUGEL	1		
180	11197-6332-0	BOLT	VIS	BOLZEN	2		
190	11460-6312-0	SPRING	RESSORT	FRUEHLING	1		
200	15511-9666-0	O-RING	JOINT TORIQUE	O RING	2		
210	16285-6357-0	PIPE(DRAIN)	TUYAU DE DRAINAGE	DRANLEITUNG	1		
220	16285-9201-0	NUT(HEXAGON)	ECROU HEXAGONAL	MUTTER	1		
230	13963-9201-0	NUT(HEXAGON)	ECROU HEXAGONAL	MUTTER	1		
240	11173-6313-0	COVER(TERMINAL)	COUVERCLE	DECKEL	1		

↔ Interchangeable; ≠ not Interchangeable; ← new for old; → old for new

050000 WATER FLANGE AND THERMOSTAT

BRIDE A EAU ET THERMOSTAT

WASSERFLANSCH UND THERMOSTAT



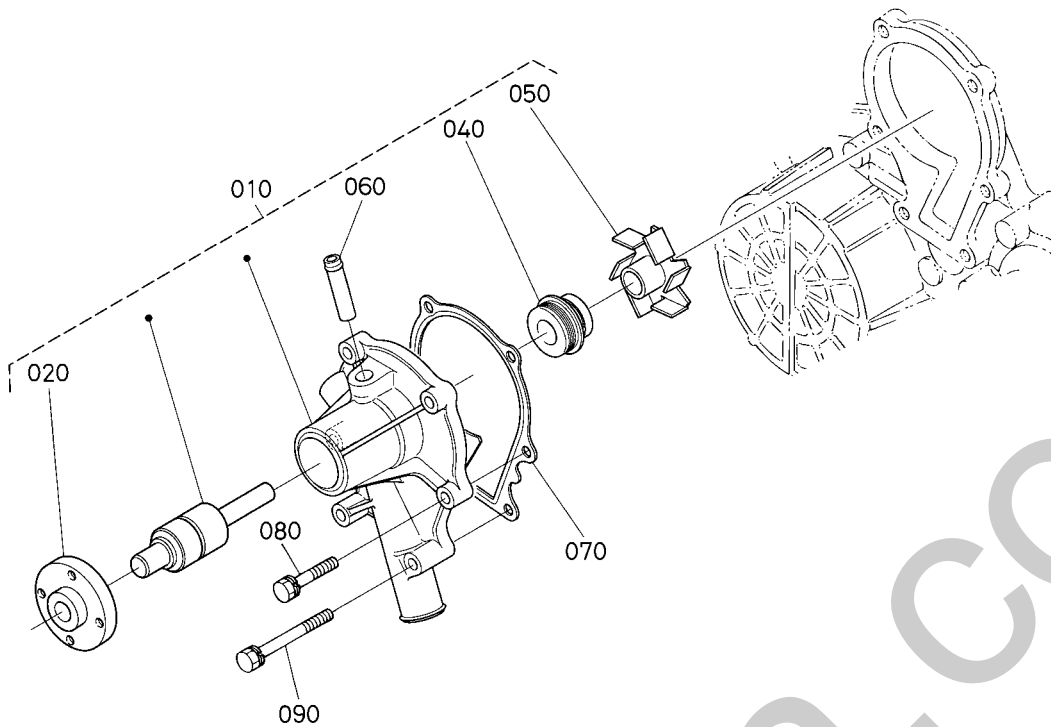
1J033-003-10

A:D1105-E4-BH-2

REF.No. POS.No. BILD-Nr.	PART No. REFERENCE BESTELL-Nr.	PART NAME	DESIGNATION	BEZEICHNUNG	Q'TY/S.No. Q'TE/No.S. STUECK/S.Nr. A	I.C. I.C. I.C.	REMARKS REMARQUES BEMERKUNGEN
010	16282-7286-3	PIPE,WATER	TUYAU D'EAU	WASSERROHR	1		
020	06311-55010	PLUG	BOUCHON	STOPFEN	1		
030	1G680-7287-0	PIPE,WATER	TUYAU D'EAU	WASSERROHR	1		
040	1G677-7296-0	CLAMP,HOSE	COLLIER DE DURITE	SCHLAUCHBINDER	2		
050	16394-7270-0	COMP.FLANGE,WATER	BRIDE A EAU COMP.	KOMP.FLANSCH	1		
060	16241-7337-0	PIPE(WATER RETURN)	TUYAU RETOUR D'EAU	WASSERROHR	1		
070	06311-55030	PLUG	BOUCHON	STOPFEN	1		
080	16261-9671-0	GASKET	JOINT	DICHTUNGSPLATTE	1		
090	16264-7292-0	GASKET(FLANGE,WATER)	JOINT DE BRIDE	DICHTUNG	1		
100	01023-50616	BOLT,SEMS	VIS	BOLZEN	3		
110	01023-50655	BOLT,SEMS	VIS	BOLZEN	1		
120	16241-7335-0	PIPE(WATER RETURN)	TUYAU RETOUR D'EAU	WASSERROHR	1		
130	1G687-7336-2	CLAMP,HOSE	COLLIER DE TUYAU	SCHLAUCHBINDER	2		
140	15321-7301-6	ASSY THERMOSTAT	THERMOSTAT COMP.	GRP.THERMOSTAT	1		
150	16219-7326-0	COVER(THERMOSTAT)	COUV.DE THERMOSTAT	DECKEL,THERMOSTAT	1		
160	16221-7327-0	GASKET(THERMOSTAT)	JOINT	DICHTUNG	1		
170	01123-50835	BOLT,SEMS	VIS	BOLZEN	2		
180	04724-00100	GASKET	JOINT	DICHTUNGSPLATTE	1		
190	5H601-4194-0	SENSOR(WATER TEMP.)	DETECTEUR	SENSOR, WASSERTEMPERATUR	1		
200	04717-01200	WASHER,SEAL	JOINT EN CAOUTCHOUC	GUMMIUNTERLAGE	1		
210	RG138-4214-0	PLATE,HARNESS	PLAQUE(HARNAIS)	PLATTE(KABELBAUM)	1		

↔ Interchangeable; ≠ not Interchangeable; ← new for old; → old for new

050100 WATER PUMP
POMPE A EAU
WASSERPUMPE



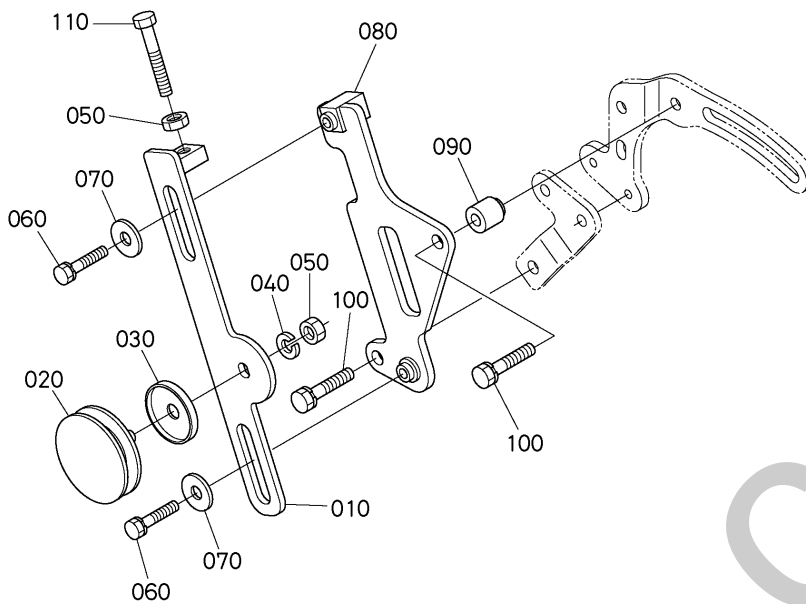
16259-001-13

A:D1105-E4-BH-2

REF.No. POS.No. BILD-Nr.	PART No. REFERENCE BESTELL-Nr.	PART NAME	DESIGNATION	BEZEICHNUNG	Q'TY/S.No. Q'TE/No.S. STUECK/S.Nr.	I.C. I.C. I.C.	REMARKS REMARQUES BEMERKUNGEN
					A		
010	16251-7303-4	PUMP, WATER, ASSY	ENS.POMPE A EAU	GRUPPE WASSERPUMPE	1		
020	16259-7352-0	FLANGE(PUMP, WATER)	BRIDE DE POMPE A EAU	FLANSCH, PUMPE	1		
030	---	BLANK	BLANC	LEERE SPALTE	-		
040	16642-7305-0	SEAL, MECH, ASSY	ENS.JOINT MECANIQUE	GRP.MECH.DICHTUNG	1		
050	16259-7351-2	IMPELLER, WATER PUMP	TURBINE DE POMPE	FLUEGELRAD	1		
060	15852-7334-0	PIPE(WATER RETURN)	TUYAU RETOUR D'EAU	WASSERROHR	1		
070	16239-7343-0	GASKET(PUMP, WATER)	JOINT DE POMPE A EAU	DICHTUNG, WASSERPUMPE	1		
080	01023-50630	BOLT, SEMS	VIS	BOLZEN	4		
090	01023-50685	BOLT, SEMS	VIS	BOLZEN	2		

↔ Interchangeable; ≠ not Interchangeable; ← new for old; → old for new

050600 TENSION PULLEY POULIE DE TENSION SPANNSCHEIBE

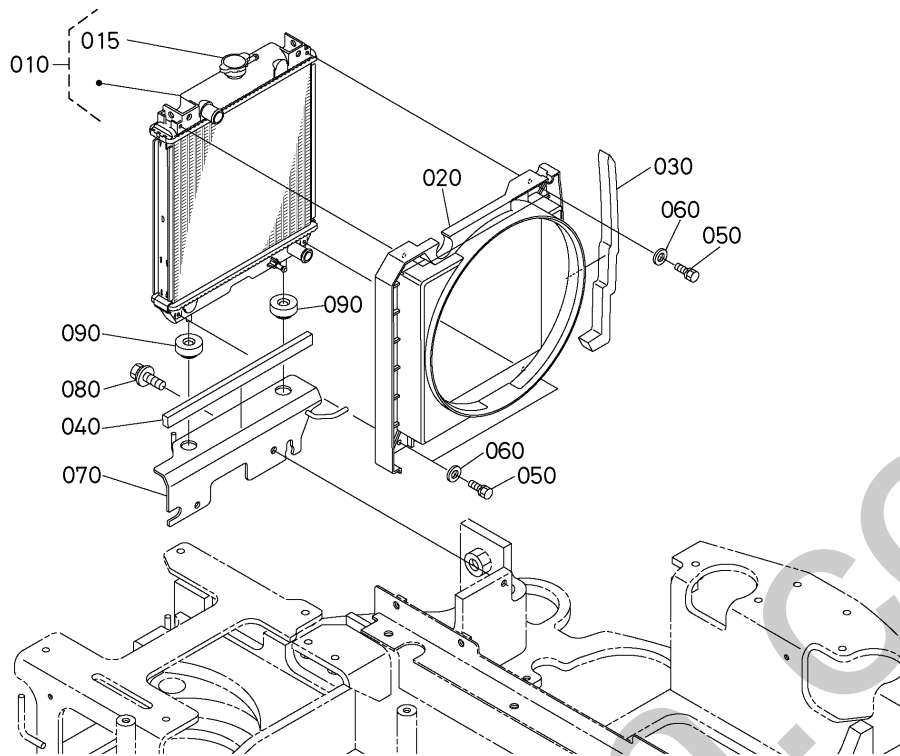


RH418-107-10

A:D1105-E4-BH-2

REF.No. POS.No. BILD-Nr.	PART No. REFERENCE BESTELL-Nr.	PART NAME	DESIGNATION	BEZEICHNUNG	Q'TY/S.No. Q'ITE/No.S. STUECK/S.Nr. A	I.C. I.C. I.C.	REMARKS REMARQUES BEMERKUNGEN
010	RH418-4206-0	STAY(ALTERNATOR)	SUPPORT	STUETZE	1		
020	14541-7432-2	PULLEY,TENSION	POULIE DE TENSION	SPANNROLLE	1		
030	14911-7477-0	CAP	BOUCHON	KAPPE	1		
040	04512-50080	WASHER,SPRING LOCK	RONDELLE GROWER	FEDERRING	1		
050	02112-50080	HEX.NUT	ECROU	MUTTER	2		
060	01123-50820	BOLT,SEMS	VIS	SCHRAUBE	2		
070	04015-50080	WASHER,PLAIN	RONDELLE FREIN	SCHEIBE	2		
080	RH418-4208-0	BRACKET(TENSION PULL	SUPPORT	HALTER	1		
090	RH418-4207-0	COLLAR(TENSION PULL	COLLIER,POULIE TENS	HUELSE,SPANNUNGROLLE	1		
100	01125-50820	BOLT,W SEMS	VIS	BOLZEN	2		
110	01155-50860	HEX.BOLT	VIS	BOLZEN	1		

051100 RADIATOR RADIATEUR KUEHLER

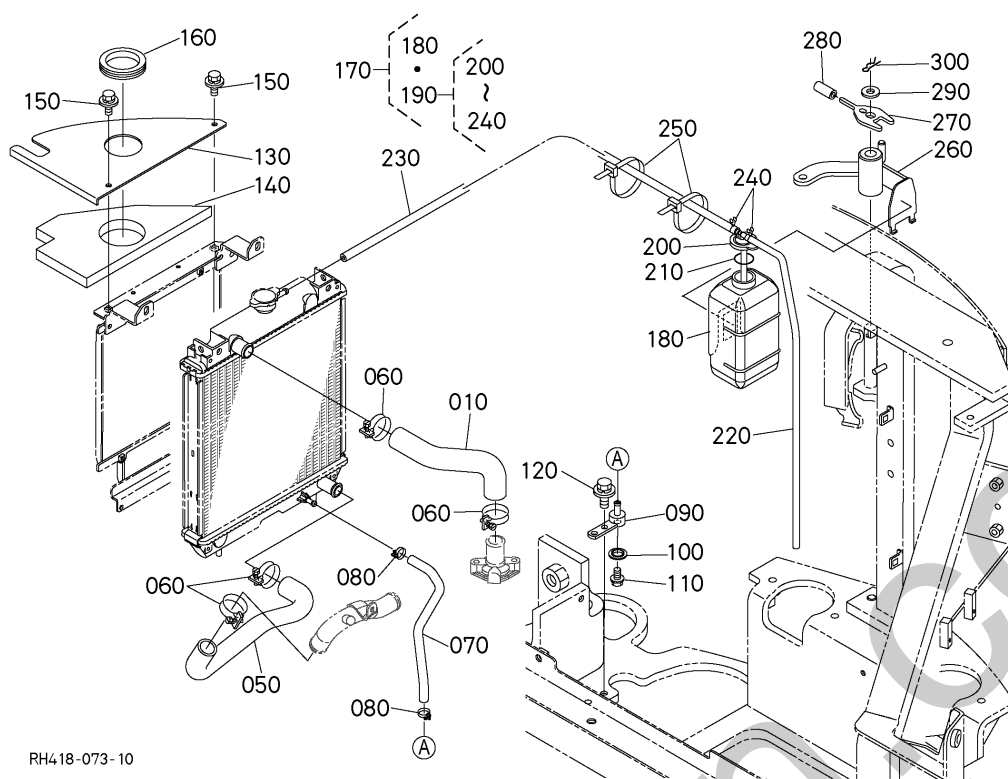


RH418-072-10

A:U27-4

REF.No. POS.No. BILD-Nr.	PART No. REFERENCE BESTELL-Nr.	PART NAME	DESIGNATION	BEZEICHNUNG	Q'TY/S.No. Q'TE/No.S. STUECK/S.Nr.	I.C.	REMARKS
					A	I.C.	BEMERKUNGEN
010	RB557-4230-0	RADIATOR,ASSY	ENS.RADIATEUR	GRP.KUEHLER	1		
015	17214-7202-0	CAP,ASSY(RADIATOR)	BOUCHON COMPLET	KUEHLERVERSCHLUSS	1		
020	RH418-4232-0	SHROUD,FAN	DEFLECTEUR DE VENTIL	LUFTLEITBLECH	1		
030	RH418-4259-0	ABSORBER,SOUND(SHROU)	EPOUGE	SCHAUMGUMMI	1		
040	RG058-4816-0	SEAL RUBBER	JOINT EN CAOUTCHOUC	GUMMIDICHTUNG	1		
050	01023-50620	BOLT,SEMS	VIS	BOLZEN	4		
060	04015-50060	WASHER,PLAIN	RONDELLE FREIN	SCHEIBE	4		
070	RH418-4251-0	BRACKET(RADIATOR)	CONSOLE DE RADIATEUR	TRAGACHSEKUEHLER	1		
080	01135-51020	BOLT,W SEMS	VIS	SCHRAUBE	2		
090	6C040-5858-0	CUSHION,RADIATOR	COUSSIN	KISSEN	2		

051300 WATER PIPE AND RESERVE TANK TUYAU D'EAU WASSERROHR



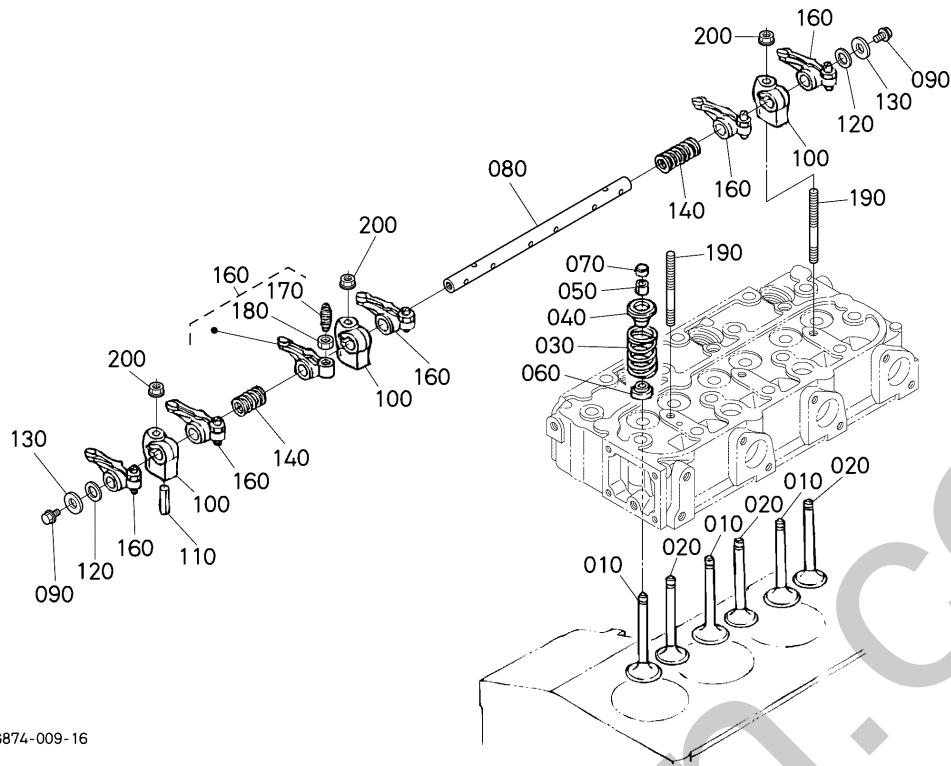
RH418-073-10

A:U27-4

REF.No. POS.No. BILD-Nr.	PART No. REFERENCE BESTELL-Nr.	PART NAME	DESIGNATION	BEZEICHNUNG	Q'TY/S.No. Q'TE/No.S. STUECK/S.Nr. A	I.C. I.C. I.C.	REMARKS REMARQUES BEMERKUNGEN
010	RH418-4233-0	HOSE(WP,UPPER)	TUYAU FLEXIBLE	SCHLAUCH	1		
020	---	BLANK	BLANC	LEERE SPALTE	-		
030	---	BLANK	BLANC	LEERE SPALTE	-		
040	---	BLANK	BLANC	LEERE SPALTE	-		
050	RH418-4234-0	HOSE(WP,LOWER)	TUYAU FLEXIBLE	SCHLAUCH	1		
060	69741-7282-4	HOSE CLAMP 25-40 MM	COLLIER DE DURITE	SCHLAUCHBINDER	4		
070	RH418-4236-0	HOSE(WP,DRAIN)	TUYAU FLEXIBLE	SCHLAUCH	1		
080	69741-7287-3	HOSE CLAMP 10-16 MM	ATTACHE	SCHLAUCHSCHELLE	2		
090	RH418-4239-0	BASE(DRAIN)	CORPS	STAENDER	1		
100	04717-01000	WASHER,SEAL	JOINT EN CAOUTCHOUC	GUMMIUNTERLAGE	1		
110	06331-45010	PLUG	BOUCHON	STOPFEN	1		
120	01135-51020	BOLT,W SEMS	VIS	SCHRAUBE	2		
130	RH418-4256-0	PLATE	PLAQUE	PLATTE	1		
140	RH418-4257-0	SPONGE	EPONGE	SCHAUMGUMMI	1		
150	01025-50616	BOLT	VIS	BOLZEN	2		
160	RH418-4142-0	GROMMET(ARCH)	GRUMMET	GUMMITÜLLE	1		
170	RB411-4266-0	ASSY TANK,RESERVE	ENS.VASE D'EXPANSION	GRP.TANK	1		
180	15531-7241-0	BODY(TANK)	CORPS DE RESERVOIR	KOEPER	1		
190	RB411-4267-0	ASSY CAP	ENS.BOUCHON	GRP.VERSCHLUSS	1		
200	15531-7242-2	CAP	BOUCHON	KAPPE	1		
210	15531-7243-2	PACKING	JOINT	DICHTUNGSPLATTE	1		
220	RC301-4748-0	TUBE,OVER FLOW	TUYAU	WEHRSCHAUCH	1		
230	3A111-1733-0	TUBE,WATER	TUYAU	SCHLAUCH	1		
240	15501-7247-0	CLIP(PIPE)	ATTACHE	ROHRKLEMME	2		
250	69481-1119-0	CABLE TIES	LIGATURE DE CABLES	KABELBINDER	2		
260	RH418-4253-0	STAY(RESERVE TANK)	SUPPORT DE VASE D'E.	STEREBE	1		
270	RH418-4254-0	LOCK(TANK STAY)	VERROU	ARRETIERUNG	1		
280	09664-80040	TUBE FUEL 40 MM	TUYAU	KRAFTSTOFFROHR	1		
290	04011-50140	WASHER,PLAIN	RONDELLE FREIN	SCHEIBE	1		
300	05525-51400	PIN SNAP	GOUPILLE BETA	SICHERUNGSSTIFT	1		

↔ Interchangeable; ≠ not Interchangeable; ← new for old; → old for new

060000 VALVE AND ROCKER ARM SOUPAPES ET CULBUTEURS KIPPHEBEL UND VENTILE



1G874-009-16

A:D1105-E4-BH-2

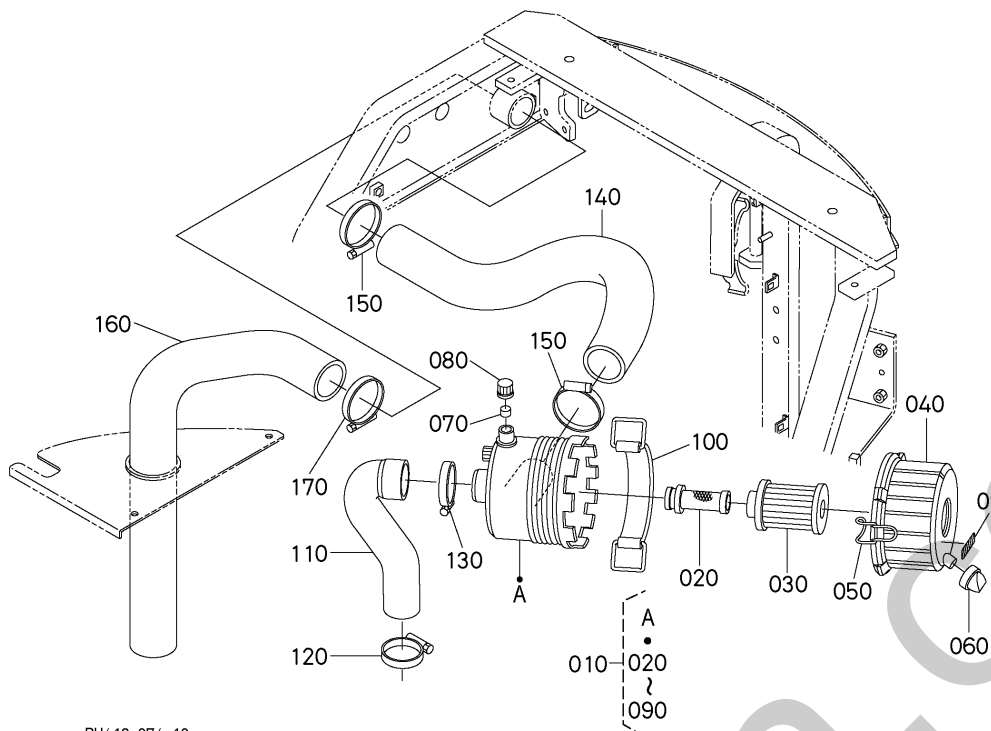
REF.No. POS.No. BILD-Nr.	PART No. REFERENCE BESTELL-Nr.	PART NAME	DESIGNATION	BEZEICHNUNG	Q'TY/S.No. Q'TE/No.S. STUECK/S.Nr. A	I.C. I.C. I.C.	REMARKS REMARQUES BEMERKUNGEN
010	1G673-1311-0	VALVE(INLET)	SOUPAPE D'ADMISSION	EINLASSVENTIL	3		
020	1G673-1312-0	VALVE(EXHAUST)	SOUPAPE D'ECHAPMENT	AUSLASSVENTIL	3		
030	1G271-1324-0	SPRING(VALVE)	RESSORT DE SOUPAPE	VENTIL-FEDER	6		
040	1G261-1333-0	RETAINER(SPRING)	ARRETOIR DE RESSORT	HALTER,VENTILFEDER	6		
050	1G261-1398-0	COLLET(VALVE SPRING)	DEMI CLAVETTE	KLEMMSCHEIBE	6		SET
060	1G010-1315-0	SEAL(VALVE STEM)	JOINT DE SOUPAPE	VENTILDICHTUNG	6		
070	1G241-1328-0	CAP(VALVE)	CHAPEAU DE SOUPAPE	VENTILKAPPE	6		
080	1G261-1426-6	SHAFT,ROCKER ARM	ARBRE DE CULBUTEUR	KIPPHEBELWELLE	1		
090	01754-50610	BOLT,FLANGE	VIS DE BUTEE	SCHRAUBE	2		
100	1G241-1435-0	BRACKET(ARM,ROCKER)	SUPPORT DE CULBUTEUR	KIPPHEBELHALTER	3		
110	05411-00428	PIN,SPRING	GOUPILLE-RESSORT	STIFT,FRUEHLING	1		
120	1G241-1443-0	WASHER(R-ARM.SHAFT)	RONDELLE	SCHEIBE	2		
130	1G841-9402-2	WASHER,PLAIN	RONDELLE FREIN	SCHEIBE	2		
140	1G241-1431-0	SPRING(ARM,ROCKER)	RESSORT DE CULBUTEUR	FEDER,KIPPHEBEL	2		
150		BLANK	BLANC	LEERE SPALTE	-		
160	1G241-1403-2	ARM,ROCKER,ASSY	ENS.CULBUTEURS	GRP.KIPPHEBEL	6		
170	1G241-1423-0	SCREW(ADJUSTING)	VIS DE REGLAGE	STELLSCHRAUBE	6		
180	1G241-1424-0	NUT	ECROU	MUTTER	6		
190	1G241-1441-0	STUD	GOUJON	STEBBOLZEN	3		
200	1J095-9201-0	NUT,FLANGE	ECROU A EMBASE	FLANSCHEN-MUTTER	3		

↔ Interchangeable; ≠ not Interchangeable; ← new for old; → old for new

061400 AIR CLEANER

FILTRE A AIR

LUFTFILTER



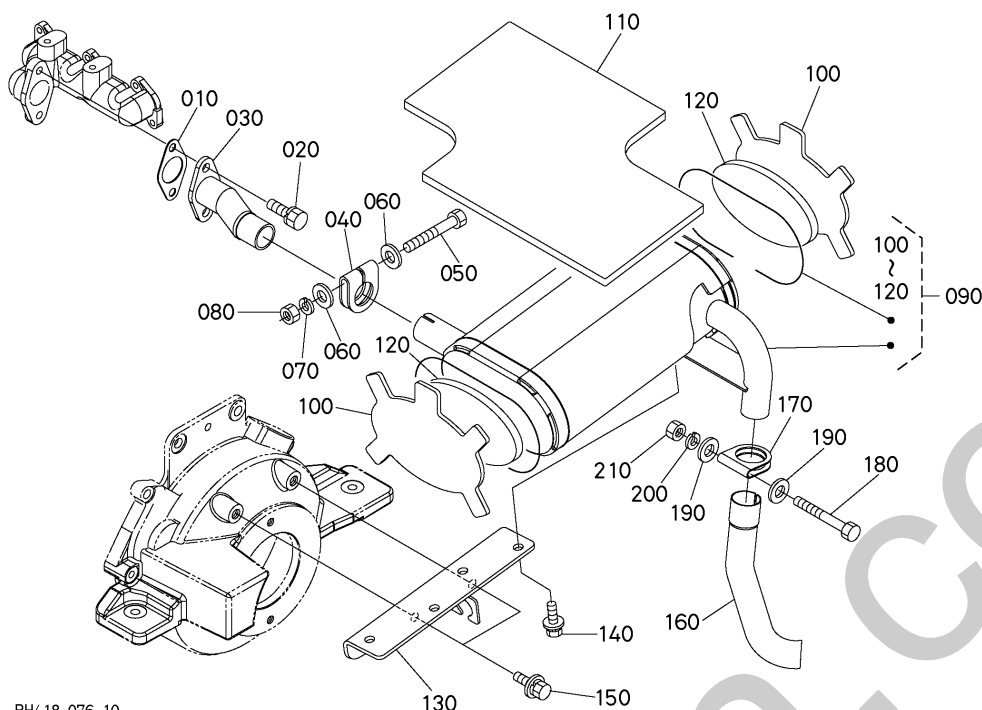
RH418-074-10

A:U27-4

REF.No. POS.No. BILD-Nr.	PART No. REFERENCE BESTELL-Nr.	PART NAME	DESIGNATION	BEZEICHNUNG	Q'TY/S.No. Q'TE/No.S. STUECK/S.Nr.	I.C. I.C.	REMARKS REMARQUES BEMERKUNGEN
					A		
010	RG158-4220-0	ASSY AIR CLEANER	FILTRE A AIR	BAUGRUPPE LUFTFILTER	1		
020	RG158-4292-0	SAFETY ELEMENT	ÉLÉMENT DE SÉCURITÉ	SICHERHEITSELEMENT	1		
030	RG158-4293-0	MAIN ELEMENT	ÉLÉMENT, PRINCIPAL	HAUPTELEMENT	1		
040	RG158-4294-0	COVER	COUVERCLE	ABDECKUNG	1		
050	RG158-4295-0	HOOKING	VERROU	VERSCHLUSS	2		
060	RG158-4296-0	DUST VALVE	PROTECTION DE POUSSIÈRE	STAUBSCHUTZ	1		
070	RG158-4297-0	FILTER	FILTRE	KRAFTSTOFFILTER	2		
080	RG158-4298-0	CAP	BOUCHON	KAPPE	2		
090	RG158-4299-0	LABEL	ETIQUETTE	AUFKLEBER	1		
100	67401-5429-0	BAND, AIR CLEANER	SANGLE	LUFTFILTERBAND	1		
110	RH418-4222-0	HOSE, INLET	TUYAU D'ADMISSION	SCHLAUCH	1		
120	69481-1518-4	HOSE CLAMP 40-60 MM	ATTACHE	SCHLAUCHSCHELLE	1		
130	69481-1518-4	HOSE CLAMP 40-60 MM	ATTACHE	SCHLAUCHSCHELLE	1		
140	RH418-4224-0	HOSE, INLET	TUYAU D'ADMISSION	SCHLAUCH	1		
150	69741-7285-4	HOSE CLAMP 50-70 MM	ATTACHE	SCHLAUCHKLEMME	2		
160	RH418-4225-0	HOSE, INLET	TUYAU D'ADMISSION	SCHLAUCH	1		
170	69741-7285-4	HOSE CLAMP 50-70 MM	ATTACHE	SCHLAUCHKLEMME	1		

↔ Interchangeable; ≠ not Interchangeable; ← new for old; → old for new

061600 MUFFLER SILENCIEUX AUSPUFFTOPF



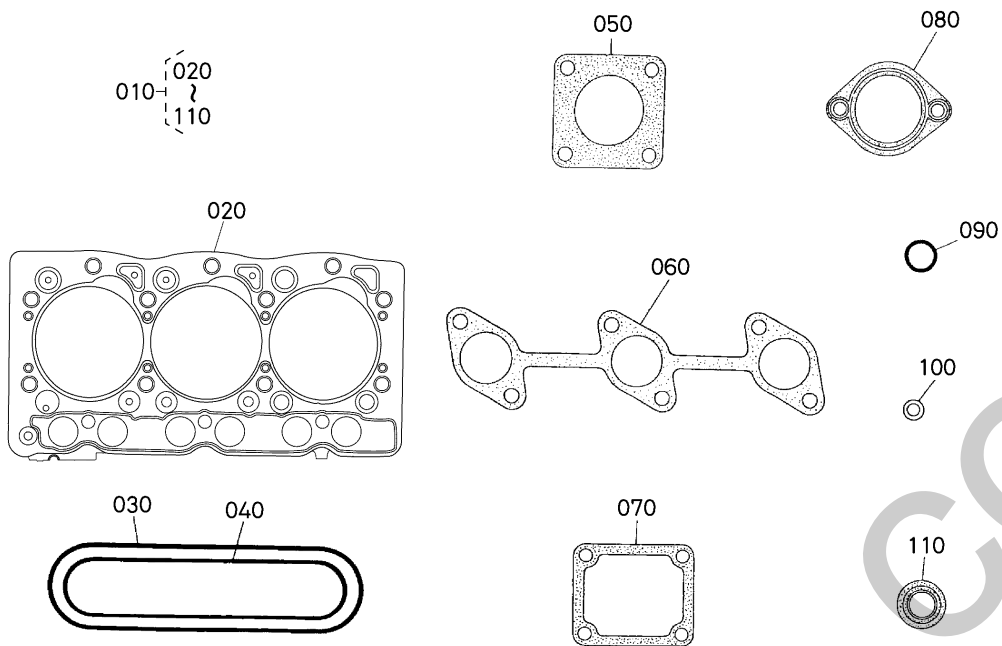
RH418-076-10

A:U27-4

REF.No. POS.No. BILD-Nr.	PART No. REFERENCE BESTELL-Nr.	PART NAME	DESIGNATION	BEZEICHNUNG	Q'TY/S.No. Q'TE/No.S. STUECK/S.Nr.	I.C.	REMARKS REMARQUES BEMERKUNGEN
					A		
010	15313-1237-0	GASKET, NON ASBESTOS	JOINT	DICHTUNGSPLATTE	1		
020	01133-51025	BOLT, SEMS	VIS	SCHRAUBE	2		
030	RH418-4292-0	FLANGE(MUFFLER)	BRIDE DE SILENCIEUX	FLANSCH	1		
040	66711-5442-0	BAND, PIPE	COLLIER DE TUYAU	ROHRBAND	1		
050	01153-50865	HEX. BOLT	VIS	BOLZEN	1		
060	04013-50080	WASHER, PLAIN	RONDELLE FREIN	SCHEIBE	2		
070	04512-50080	WASHER, SPRING LOCK	RONDELLE GROWER	FEDERRING	1		
080	02114-50080	HEX. NUT	ECROU	MUTTER	1		
090	RH418-4240-0	ASSY MUFFLER	SILENCIEUX COMPLET	GRP. AUSPUFFTOPF	1		
100	RG248-4246-2	HEAT INSULATOR	ISOLATION THERMIQUE	HITZE-ISOLATION	2		
110	RG248-4247-2	HEAT INSULATOR	ISOLATION THERMIQUE	HITZE-ISOLATION	1		
120	RG248-4248-0	INSULATION, HEAT	ISOL. THERM.(3 SIL.)	WAERMEISOLIERUNG	2		
130	RH418-4242-0	BRACKET(MUFFLER)	SUPPORT	TRAEGER, AUSPUFFTOPF	1		
140	01125-50820	BOLT, W SEMS	VIS	BOLZEN	4		
150	01135-51225	BOLT, W SEMS	VIS	BOLZEN	2		
160	RH418-4245-0	PIPE(MUFFLER)	TUYAU DE SILENCIEUX	ROHR	1		
170	66711-5442-0	BAND, PIPE	COLLIER DE TUYAU	ROHRBAND	1		
180	01153-50865	HEX. BOLT	VIS	BOLZEN	1		
190	04013-50080	WASHER, PLAIN	RONDELLE FREIN	SCHEIBE	2		
200	04512-50080	WASHER, SPRING LOCK	RONDELLE GROWER	FEDERRING	1		
210	02114-50080	HEX. NUT	ECROU	MUTTER	1		

↔ Interchangeable; ≠ not Interchangeable; ← new for old; → old for new

090100 UPPER GASKET KIT
JEU DE JOINTS
DICHTUNG-GERAET



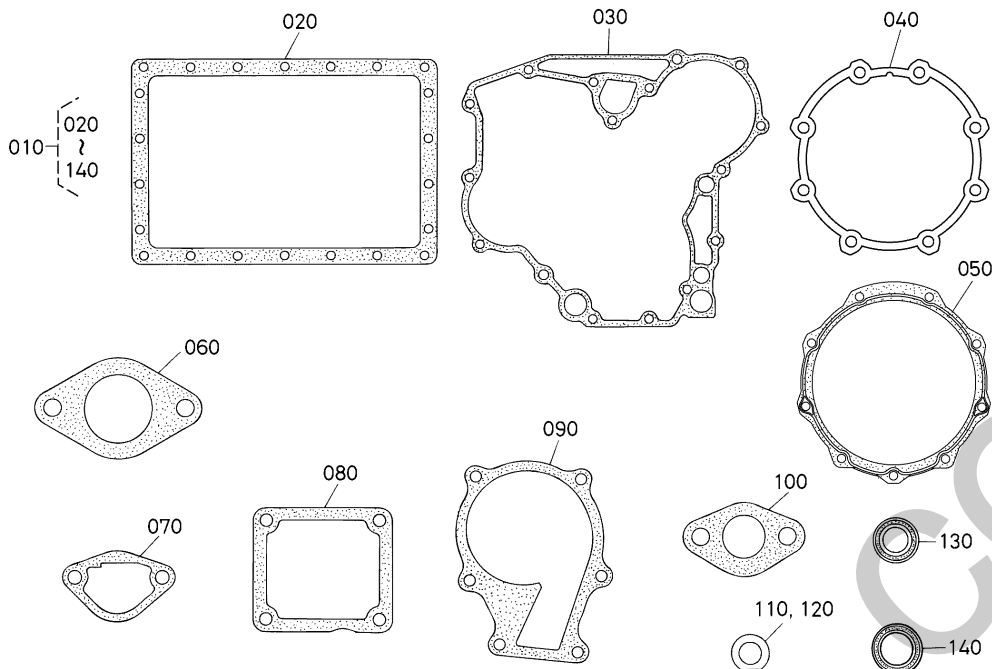
16873-002-11

A:D1105-E4-BH-2

REF.No. POS.No. BILD-Nr.	PART No. REFERENCE BESTELL-Nr.	PART NAME	DESIGNATION	BEZEICHNUNG	Q'TY/S.No. Q'TE/No.S. STUECK/S.Nr.	I.C.	REMARKS
					A	I.C.	BEMERKUNGEN
010	1G069-9935-4	GASKET,KIT(UPPER)	JEU DE JOINTS SUPER.	OBERDICHTUNGENTASCHE	1		
020	1G063-0331-0	GASKET(HEAD,CYL)	JOINT DE CULASSE	ZYLINDERKOPFDICHTUNG	1		
030	16261-1452-4	GASKET,HEAD COVER	JOINT COUVRE-CULASSE	DICHTUNG,KOPFDECKEL	1		
040	16261-1182-2	GASKET(IN-MANIFOLD)	JOINT DE COLL.ADM.	DICHTUNG ANSAUGROHR	1		
050	15313-1237-0	GASKET,NON ASBESTOS	JOINT	DICHTUNGSPLATTE	1		
060	16261-1235-0	GASKET(EX-MANIFOLD)	JOINT DE COLL.ECHAP.	DICHTUNG,AUSPUFFPOHR	1		
070	16264-7292-0	GASKET(FLANGE,WATER)	JOINT DE BRIDE	DICHTUNG	1		
080	16221-7327-0	GASKET(THERMOSTAT)	JOINT	DICHTUNG	1		
090	04814-50300	O RING	JOINT TORIQUE	O RING	1		
100	15951-9666-0	GASKET	JOINT	DICHTUNGSPLATTE	3		
110	1C010-1315-0	SEAL(VALVE STEM)	JOINT DE SOUPAPE	VENTILDICHTUNG	6		

↔ Interchangeable; ≠ not Interchangeable; ← new for old; → old for new

090200 LOWER GASKET KIT
JEU DE JOINTS
DICHTUNG-GERAET



1J033-004-10

A:D1105-E4-BH-2

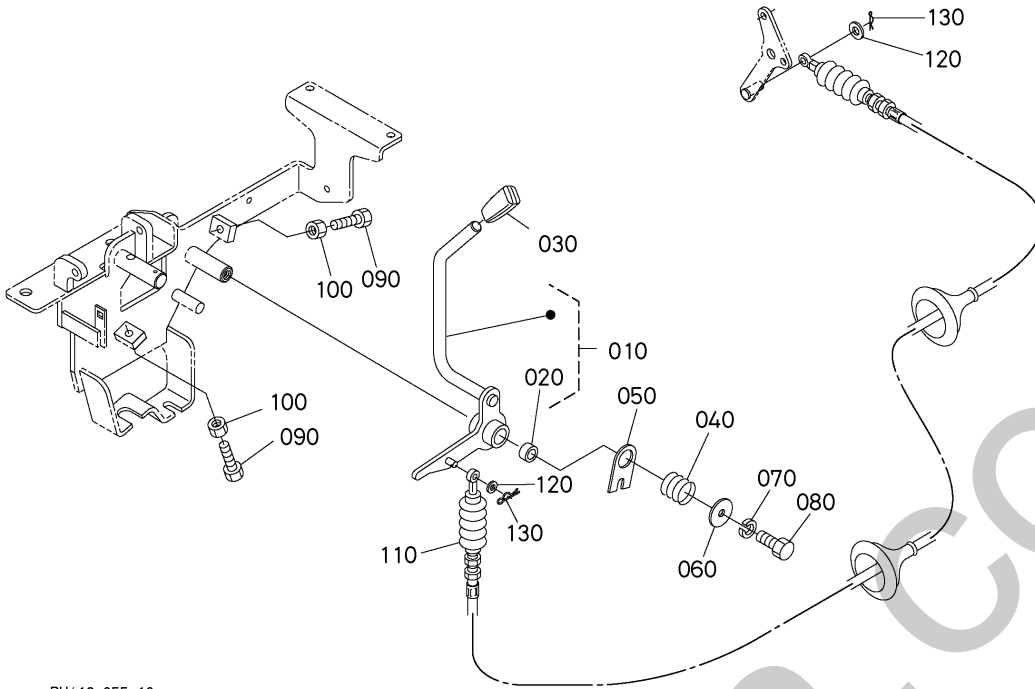
REF.No. POS.No. BILD-Nr.	PART No. REFERENCE BESTELL-Nr.	PART NAME	DESIGNATION	BEZEICHNUNG	Q'TY/S.No. Q'TE/No.S. STUECK/S.Nr.	I.C. I.C. I.C.	REMARKS REMARQUES BEMERKUNGEN
					A		
010	1G873-9936-6	KIT GASKET LOWER	JEU DE JOINTS INFER.	UNTERDICHTUNGENTASC.	1		
020	16266-0162-0	GASKET,OIL PAN	JOINT	DICHTUNG,OEL FAENGER	1		
030	16264-0413-2	GASKET,GEAR CASE	JOINT	DICHTUNGGETRIEBEGEH.	1		
040	1J095-0436-0	GASKET,BRG.CASE	JOINT	DICHTUNG,LAGER	1		
050	16264-0482-2	GASKET	JOINT DE CARTER FOU	DICHTUNG GEHAEUSEDEC	1		
060	16299-6015-0	GASKET	JOINT	DICHTUNGSPLATTE	1		
070	16261-5214-0	GASKET(FUEL PUMP)	JOINT DE POMP.CARB.	DICHTUNG,PUMPE	1		
080	16264-5721-0	GASKET	JOINT	DICHTUNGSPLATTE	1		
090	16239-7343-0	GASKET(PUMP,WATER)	JOINT DE POMPE A EAU	DICHTUNG,WASSERPUMPE	1		
100	16299-5626-0	GASKET	JOINT	DICHTUNG	1		
110	15601-9665-0	GASKET	JOINT	DICHTUNGSPLATTE	6		
120	15841-5362-2	GASKET	JOINT	DICHTUNGSPLATTE	3		
130	16259-0421-0	SEAL,OIL	BAGUE JOINT	OELDICHTUNGSRING	1		
140	16285-0446-0	SEAL,OIL	BAGUE JOINT	DELDICHTUNGSRING	1		

↔ Interchangeable; ≠ not Interchangeable; ← new for old; → old for new

A20000 ACCELERATOR LEVER

LEVIER D'ACCELERATEUR

BESCHLEUNIGUNGSCHEBEL

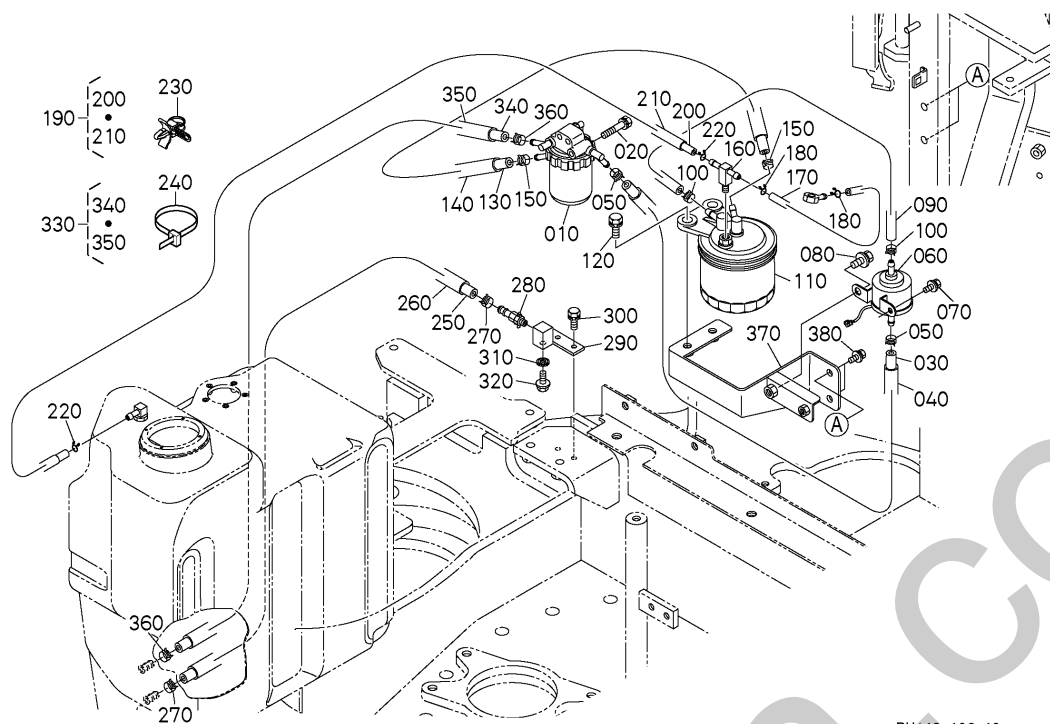


RH418-055-10

A:U27-4

REF.No. POS.No. BILD-Nr.	PART No. REFERENCE BESTELL-Nr.	PART NAME	DESIGNATION	BEZEICHNUNG	Q'TY/S.No.	I.C.	REMARKS
					Q'TE/No.S.		
					A		BEMERKUNGEN
010	RH418-3510-0	ASSY LEVER,ACCEL.	LEVIER D'ACCEL.	GRP.BESCHLEUNIGER	1		
020	08511-01610	BUSH	BAGUE	BUCHSE	2		
030	55611-3146-0	GRIP,LEVER	POIGNEE DE LEVIER	GRIF	1		
040	RG241-3512-0	COMPRESSION SPRING	RESSORT	FEDER	1		
050	RG246-3517-0	PLATE	PLAQUE	PLATTE	1		
060	RG201-3521-0	SHIM	CALE	DISTANZSCHEIBE	1		
070	04512-50100	WASHER,SPRING LOCK	RONDELLE GROWER	FEDERRING	1		
080	01173-51025	HEX.BOLT	VIS	BOLZEN	1		
090	01155-50835	HEX.BOLT	VIS	BOLZEN	2		
100	02112-50080	HEX.NUT	ECROU	MUTTER	2		
110	RB557-3515-0	CABLE,ACCEL	CABLE DE L'ACCELERAT	HANDGASKABEL	1		
120	04013-50060	WASHER, PLAIN	RONDELLE FREIN	SCHEIBE	2		
130	52300-3411-0	PIN,SNAP	GOUPILLE BETA	SICHERUNGSSTIFT	2		

A30000 FUEL PUMP AND PIPING TUYAUTAGE DE CARBURANT KRAFTSTOFFLEITUNGEN



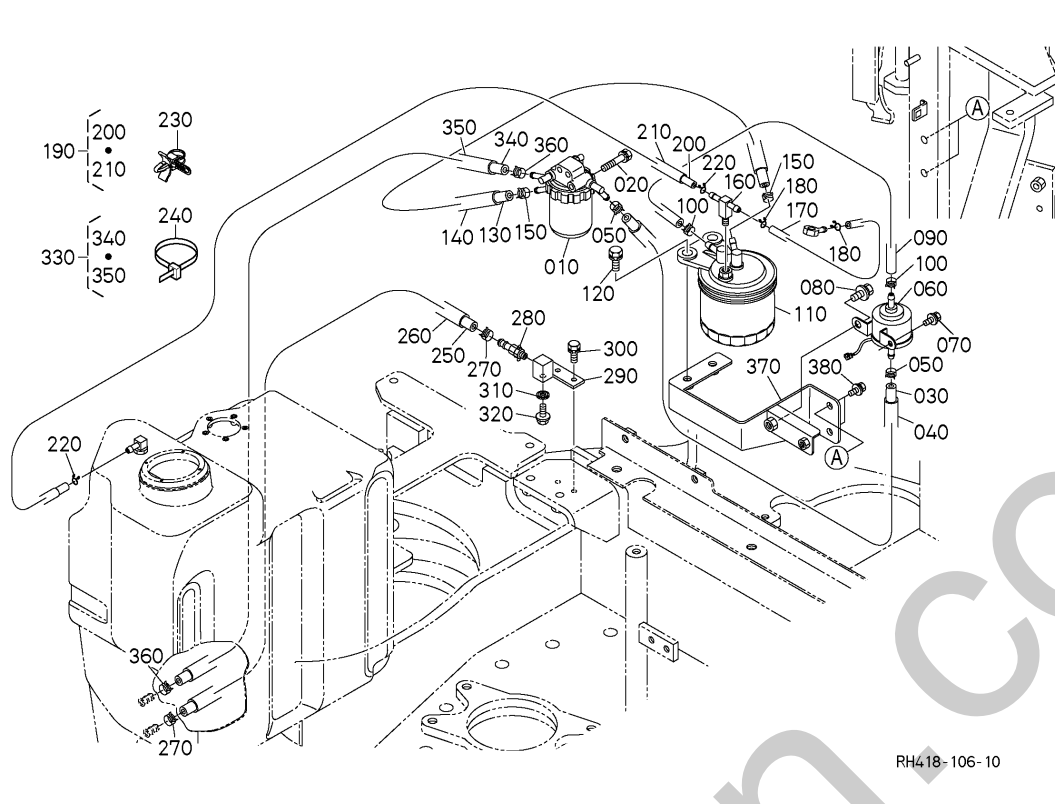
RH418-106-10

A:U27-4

REF.No. POS.No. BILD-Nr.	PART No. REFERENCE BESTELL-Nr.	PART NAME	DESIGNATION	BEZEICHNUNG	Q'TY/S.No. Q'TE/No.S. STUECK/S.Nr.	I.C.	REMARKS REMARQUES BEMERKUNGEN
					A		
010	RD819-5126-0	ASSY FILTER	ENS.FILTRE	MONTAGE,FILTER	1		
020	01123-50865	BOLT,SEMS	VIS	BOLZEN	1		
030	09664-80300	TUBE FUEL 300 MM	TUYAU	KRAFTSTOFFROHR	1		
040	RH418-5147-0	TUBE 3	TUYAU	SCHLAUCH	1		
050	14911-4275-0	CLIP(PIPE)	ATTACHE	ROHRKLEMME	2		
060	RD411-5135-3	ASSY PUMP,FUEL	ENS.POMPE D'ALIMEN.	GRP.KRAFTSTOFFPUMPE	1		
070	01025-50616	BOLT	VIS	BOLZEN	1		
080	01125-50820	BOLT,W SEMS	VIS	BOLZEN	1		
090	RH418-5136-0	TUBE,FUEL	TUYAU	KRAFTSTOFFROHR	1		
100	14911-4275-0	CLIP(PIPE)	ATTACHE	ROHRKLEMME	2		
110	RD451-5150-0	FILTER,ASSY(FUEL)	ENS.FILTRE,COMBUST	GRP.KRAFTSTOFFILTER	1		
120	01123-50825	BOLT,SEMS	VIS	BOLZEN	2		
130	RH418-5138-0	TUBE,FUEL	TUYAU	KRAFTSTOFFROHR	1		
140	RH418-5147-0	TUBE 3	TUYAU	SCHLAUCH	1		
150	14911-4275-0	CLIP(PIPE)	ATTACHE	ROHRKLEMME	2		
160	RD809-5153-0	JOINT,PIPE(TR/-)	RACCORD DE TUYAU	ROHRSCALTUNG	1		
170	09664-40250	TUBE,FUEL	TUYAU	KRAFTSTOFFROHR	1		
180	14971-4275-0	CLIP, PIPE	COLLIER DE TUYAUTERI	ROHRKLEMME	2		
190	RG248-5151-0	KIT TUBE, FUEL	ENS. TUYAU	SET KRAFTSTOFFSCHLAUCH	1		
200	09664-42300	TUBE,FUEL	TUYAU	KRAFTSTOFFLEITUNG	1		
210	RG248-5142-2	TUBE(10,2200)	TUYAU	SCHLAUCH	1		
220	14971-4275-0	CLIP, PIPE	COLLIER DE TUYAUTERI	ROHRKLEMME	2		
230	RP421-5413-0	CLAMP	ATTACHE	KLAMMER	1		
240	69481-4126-0	CABLE TIES	LIGATURE DE CABLES	KABELBINDER	4		
250	09664-80650	TUBE,FUEL	TUYAU	KRAFTSTOFFROHR	1		
260	RH418-5137-0	TUBE 3	TUYAU	SCHLAUCH	1		
270	14911-4275-0	CLIP(PIPE)	ATTACHE	ROHRKLEMME	2		
280	15193-4138-0	COCK(FUEL)	ROBINET	KOMP KRAFTSTOFFHAHN	1		
290	RG158-5134-0	JOINT,DRAIN	RACCORD,PURGE	ADAPTER,ABLASS	1		
300	01123-50816	BOLT,SEMS	VIS	SCHRAUBE	2		

↔ Interchangeable; ≠ not Interchangeable; ← new for old; → old for new

A30000 FUEL PUMP AND PIPING
TUYAUTAGE DE CARBURANT
KRAFTSTOFFLEITUNGEN

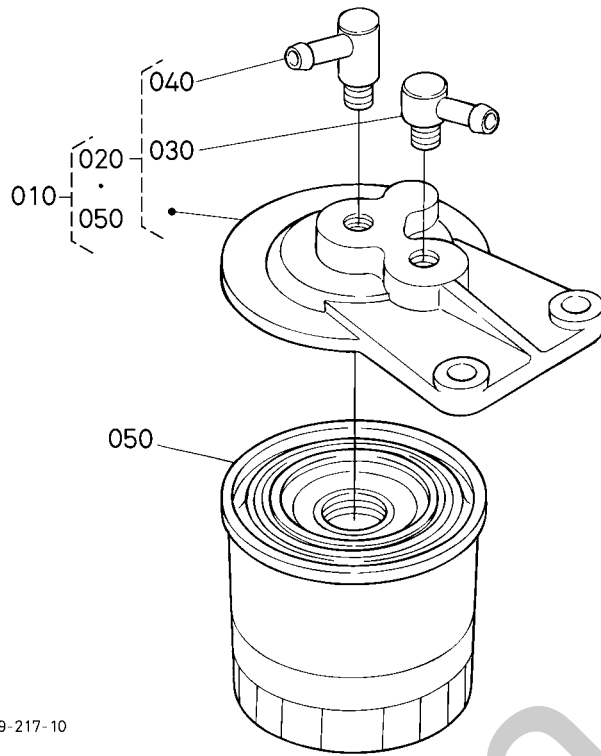


A:U27-4

REF.No. POS.No. BILD-Nr.	PART No. REFERENCE BESTELL-Nr.	PART NAME	DESIGNATION	BEZEICHNUNG	Q'TY/S.No. Q'TE/No.S. STUECK/S.Nr.	I.C.	REMARKS REMARQUES BEMERKUNGEN
					A		
310	04717-01000	WASHER, SEAL	JOINT EN CAOUTCHOUC	GUMMIUNTERLAGE	1		
320	06331-45010	PLUG	BOUCHON	STOPFEN	1		
330	RG158-5155-0	KIT TUBE, FUEL	ENS. TUYAU	SET KRAFTSTOFFSCHLAUCH	1		
340	09664-81500	TUBE, FUEL	TUYAU	KRAFTSTOFFSCHLAUCH	1		
350	RG158-5142-2	TUBE(15,1450)	TUYAU	SCHLAUCH	1		
360	14911-4275-0	CLIP(PIPE)	ATTACHE	ROHRKLEMME	2		
370	RH418-5131-0	BRACKET(FUEL UNIT)	PALIER	HALTER	1		
380	01135-51020	BOLT, W SEMS	VIS	SCHRAUBE	2		

↔ Interchangeable; ≠ not Interchangeable; ← new for old; → old for new

A30100 FUEL FILTER (COMPONENT PARTS) FILTRE A CARBURANT (PARTIES COMPOSANTES) KRAFTSTOFFFILTER (EINZEL-TEIL)

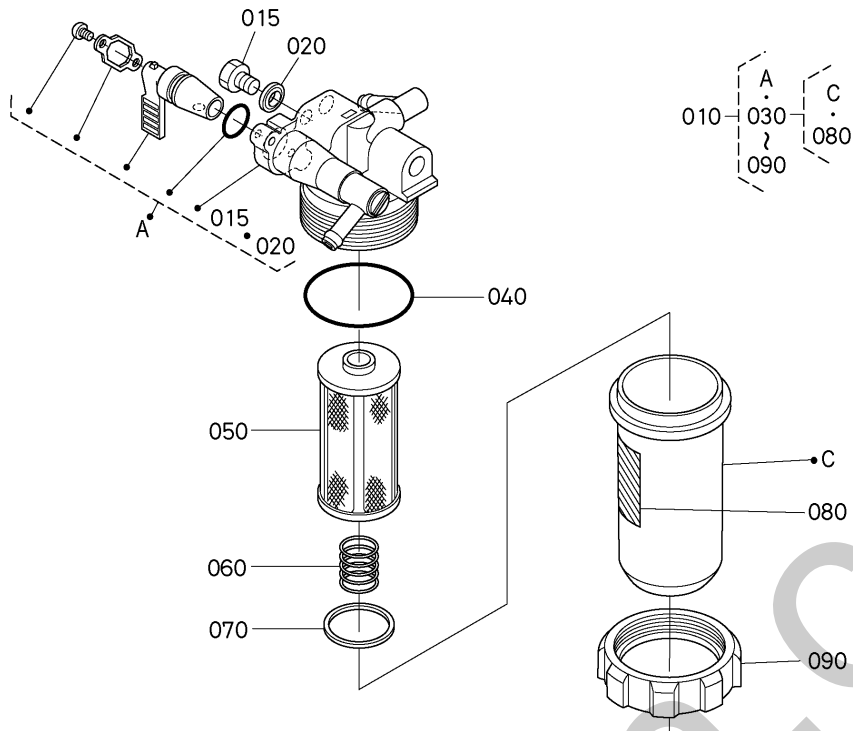


RD809-217-10

A:U27-4

REF.No. POS.No. BILD-Nr.	PART No. REFERENCE BESTELL-Nr.	PART NAME	DESIGNATION	BEZEICHNUNG	Q'TY/S.No. Q'TE/No.S. STUECK/S.Nr.	I.C.	REMARKS
					A	I.C.	BEMERKUNGEN
010	RD451-5150-0	FILTER,ASSY(FUEL)	ENS.FILTRE,COMBUST	GRP.KRAFTSTOFFFILTER	1		
020	RD809-5157-0	ASSY COVER,FILTER	ENS. DE COUVERCLE	GRP.DECKEL	1		
030	15108-4361-0	JOINT,PIPE	RACCORD DE TUYAU	SCHALTUNG	1		
040	15108-4378-0	JOINT,PIPE	RACCORD DE TUYAU	SCHALTUNG	1		
050	15221-4317-0	ELEMENT,FILTER	ELEMENT DE FILTRE	FILTEREINSATZ	1		

A30200 SEPARATOR (COMPONENT PARTS)
SEPARATEUR [PARTIES COMPOSANTES]
TRENNSTUECK [EINZEL-TEIL]

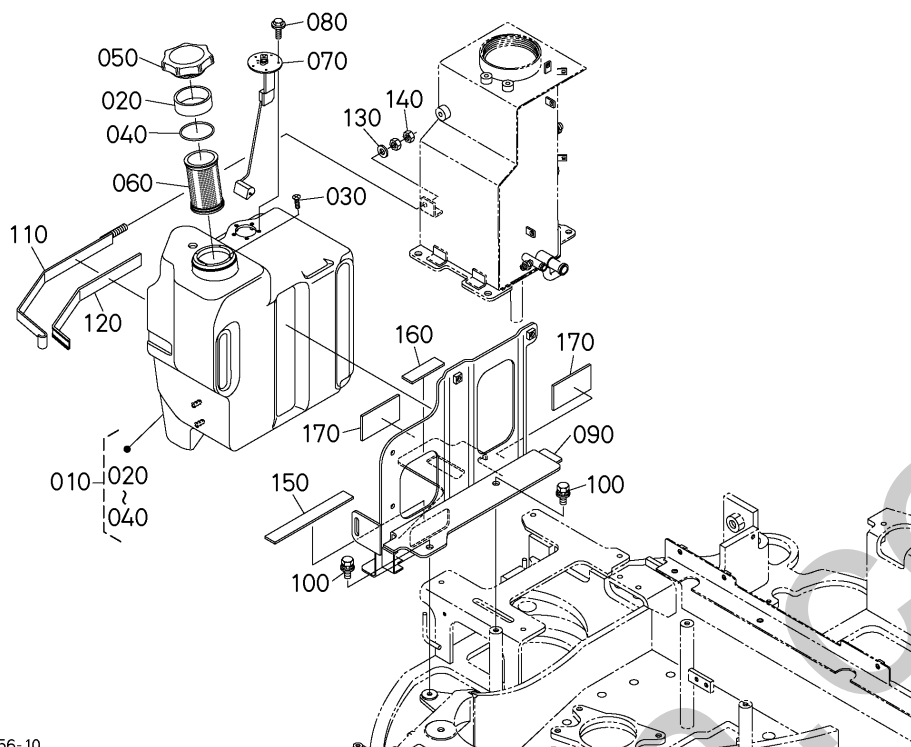


1G365-190-12

A:U27-4

REF.No. POS.No. BILD-Nr.	PART No. REFERENCE BESTELL-Nr.	PART NAME	DESIGNATION	BEZEICHNUNG	Q'TY/S.No. Q'TE/No.S. STUECK/S.Nr.	I.C. I.C. I.C.	REMARKS REMARQUES BEMERKUNGEN
010	RD819-5126-0	ASSY FILTER	ENS.FILTRE	MONTAGE,FILTER	1		
015	1G311-4328-0	PLUG	BOUCHON	STOPFEN	1		
020	1G311-4334-0	GASKET	JOINT	DICHTUNG	1		
030	RD819-5127-0	ASSY CUP, FILTER	ENS.CHAPEAU DE FILTR	GRP.FILTERTOPF	1		
040	1G311-4357-0	O-RING	JOINT TORIQUE	O-RING	1		
050	RD819-5128-0	ELEMENT	ELEMENT	ELEMENT	1		
060	1G311-4393-0	SPRING	RESSORT	FEDER	1		
070	1G311-4325-0	FLOAT	FLOTTEUR	SCHWIMMER	1		
080	1G311-8746-0	LABEL	ETIQUETTE	AUFKLEBER	1		
090	1G311-4359-0	RING,RETAINING	BAGUE DE RETENUE	HALTERING	1		

A30300 FUEL TANK RESERVOIR A CARBURANT KRAFTSTOFFTANK



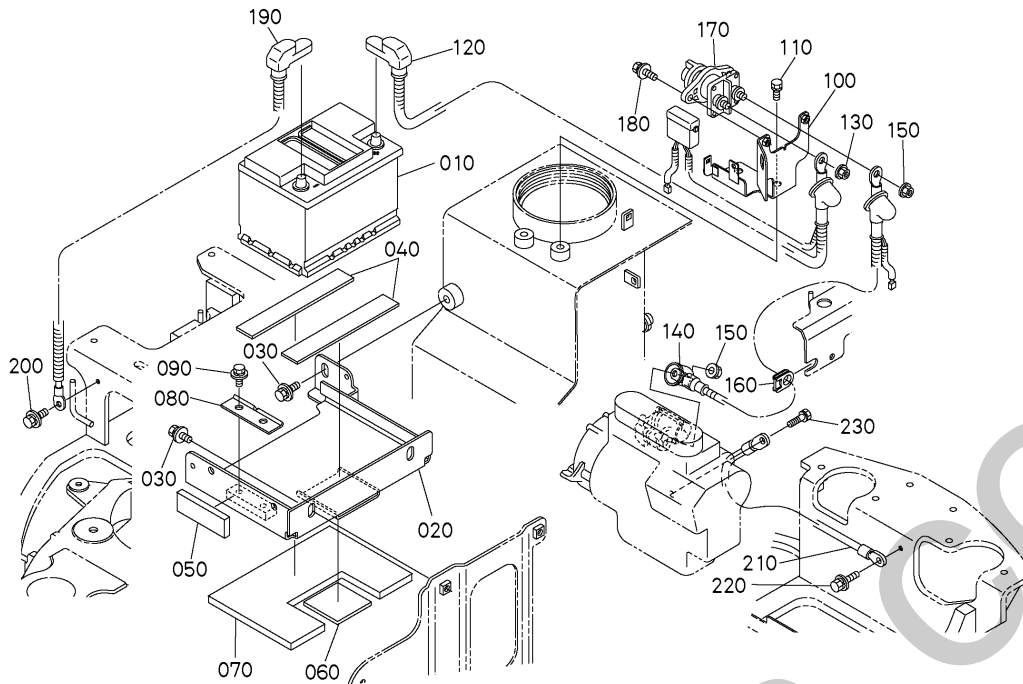
RH418-056-10

A:U27-4

REF.No. POS.No. BILD-Nr.	PART No. REFERENCE BESTELL-Nr.	PART NAME	DESIGNATION	BEZEICHNUNG	Q'TY/S.No. Q'TE/No.S. STUECK/S.Nr.	I.C. I.C. I.C.	REMARKS REMARQUES BEMERKUNGEN
					A		
010	RH418-5111-0	TANK,FUEL	RESERVOIR A CARBURAN	KRASTOFFBEHAELTER	1		
020	RH418-5112-0	PIPE(FUEL)	TUYAU	KRAFTSTOFFROHR	1		
030	03056-50308	SCREW,FLAT HEAD(PHIL	VIS	SCHRAUBE	4		
040	04811-00950	O RING	JOINT TORIQUE	O RING	1		
050	RH418-5113-0	CAP,ASSY(FUEL TANK)	ENS.BOUCHON,FILTRE	GRP.VERSCHLUSS,TANK	1		
060	RH418-5114-0	FILTER (FUEL TANK)	FILTRE A ESSENCE	KRAFTSTOFFSIED	1		
070	RB557-5114-0	SENSOR(FUEL)	JAUGE	SENSOR	1		
080	RG518-5117-0	FLANGE BOLT(M5L14)	VIS	SCHRAUBE	5		
090	RH418-5115-0	STAY(FUEL TANK)	SUPPORT DE RESERVOIR	TRAEGER,TANK	1		
100	01135-51020	BOLT,W SEMS	VIS	SCHRAUBE	2		
110	RH418-5121-0	BAND(FUEL TANK)	COLLIER DE RESERVOIR	BAND, TANK	1		
120	RH418-5124-0	CUSHION	COUSSIN	KISSEN	1		
130	04013-50100	WASHER,PLAIN	RONDELLE FREIN	SCHEIBE	1		
140	02118-50100	HEX.NUT	ECROU	MUTTER	2		
150	RG248-5128-0	CUSHION	COUSS.(RESERV.CARB.	DAEMPFER	1		
160	RG158-6217-0	CUSHION(OIL TANK)	COUSSINET	DÄMPFER	1		
170	RH418-5126-0	CUSHION	COUSSIN	KISSEN	2		

↔ Interchangeable; ≠ not Interchangeable; ← new for old; → old for new

B40000 BATTERY BATTERIE BATTERIE



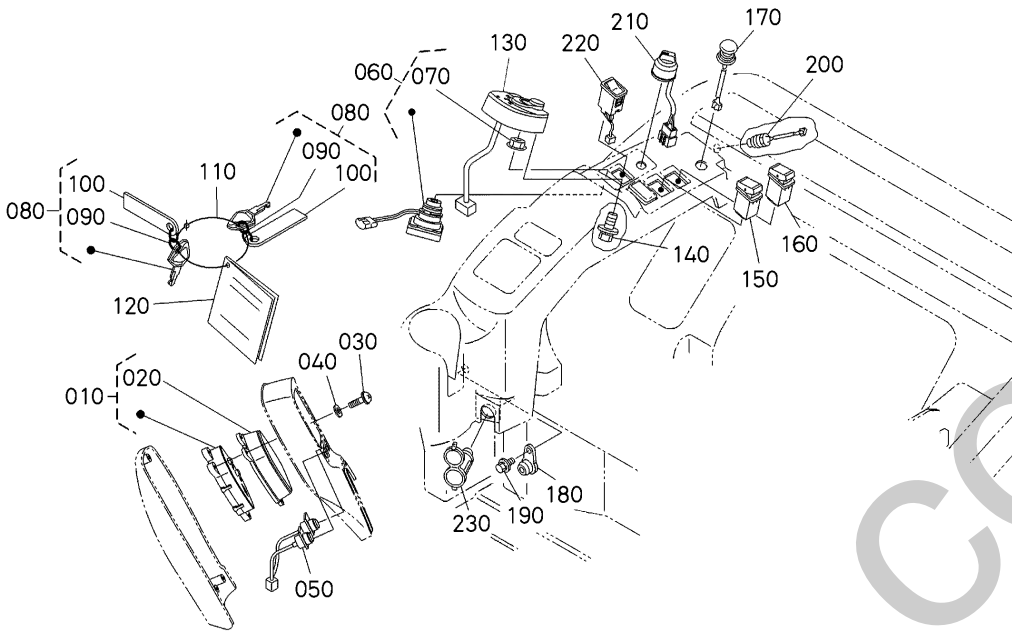
RH418-058-10

A:U27-4

REF.No. POS.No. BILD-Nr.	PART No. REFERENCE BESTELL-Nr.	PART NAME	DESIGNATION	BEZEICHNUNG	Q'TY/S.No. Q'TE/No.S. STUECK/S.Nr. A	I.C. I.C. I.C.	REMARKS REMARQUES BEMERKUNGEN
010	RH418-5321-0	BATTERY	BATTERIE	BATTERIE	1		
020	RH418-5315-0	BRACKET(BATTERY)	SUPPORT	KLAMMER, BATTERIE	1		
030	01135-51020	BOLT,W SEMS	VIS	SCHRAUBE	3		
040	69481-5331-0	CUSHION	COUSSIN	KISSEN	2		
050	RG241-5319-0	CUSHION,BATTERY	COUSSINET(3 BATTERIE	DAEMPFER	1		
060	RH418-5127-0	CUSHION	COUSSIN	KISSEN	1		
070	RH418-5314-0	ABSORBER,SOUND(BATTE	ABSORBER(BRUIT)	ABSORBER(GERÄUSCH)	1		
080	RG108-5325-0	BATTERY HOLDER	SUPPORT	HALTER BATTERIE	1		
090	01125-50816	BOLT,W SEMS	VIS	BOLZEN	2		
100	RH418-5344-0	BRACKET(FUSE)	PALIER	HALTER	1		
110	01133-51016	BOLT,SEMS	VIS	BOLZEN	2		
120	RH418-5322-0	CABLE,BATTERY(+)	CORDE DE BATTERIE (+	SCHNUR,BATTERIE(+)	1		
130	02751-50080	NUT,FLANGE	ECROU A EMBASE	MUTTER	1		
140	RH418-5323-0	CABLE,BATTERY(+)	CORDE DE BATTERIE (+	SCHNUR,BATTERIE(+)	1		
150	02751-50080	NUT,FLANGE	ECROU A EMBASE	MUTTER	2		
160	RH418-5334-0	GROMMET(D15)	GRUMMET	GUMMITÜLLE	1		
170	RD459-5393-0	SWITCH	INTERRUPTEUR	SCHALTER	1		
180	01025-50620	BOLT	VIS	BOLZEN	2		
190	RH418-5326-0	CABLE,BATTERY(MINUS)	CABLE DE BATTERIE	SCHNUR,BATTERIE(-)	1		
200	T1060-3037-0	BOLT	VIS	BOLZEN	1		
210	RH418-5327-0	CORD(BODY EARTH)	CABLE,PRISE DE TERRE	KABEL,ERDUNG	1		
220	T1060-3037-0	BOLT	VIS	BOLZEN	1		
230	01135-51020	BOLT,W SEMS	VIS	SCHRAUBE	1		

↔ Interchangeable; ≠ not Interchangeable; ← new for old; → old for new

B40400 SWITCH AND METER INTERRUPTEUR, METRE SCHALTER, ZAEHLER



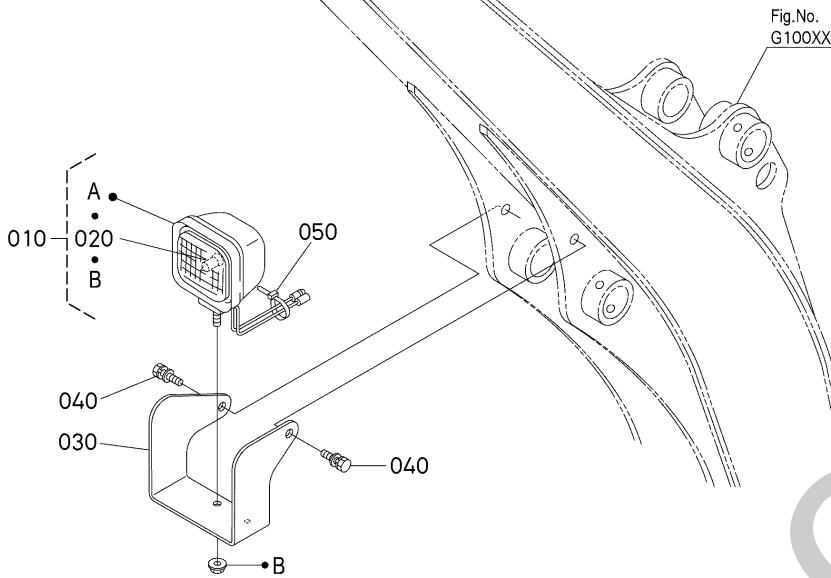
RH418-059-10

A:U27-4

REF.No. POS.No. BILD-Nr.	PART No. REFERENCE BESTELL-Nr.	PART NAME	DESIGNATION	BEZEICHNUNG	Q'TY/S.No. Q'TE/No.S. STUECK/S.Nr.	I.C.	REMARKS REMARQUES BEMERKUNGEN
					A		
010	RB257-5311-0	ASSY METER	COMPTEUR	BGR.MESSGERÄT	1		
020	V0511-5312-0	COVER,METER	COUVERCLE	ABDECKUNG	1		
030	03024-50435	SCREW,SEMS(PAN HEAD)	VIS A RONDELLE	SCHRAUBE	4		
040	04013-50040	WASHER,PLAIN	RONDELLE FREIN	SCHEIBE	4		
050	RB257-5322-0	SWITCH(METER,2)	INTERRUPTEUR	SCHALTER	1		
060	RC461-5396-2	SWITCH, STARTER	CONTACTEUR A CLE	ANLASSERSCHALTER	1		
070	RC461-5394-0	NUT	ECROU	MUTTER	1		
080	RC461-9321-2	KEY(B,USER)	CLEF(B USAGER)	SCHLUESSEL(B ANWEN.)	2		
090	RC441-9325-0	RING	BAGUE	RING	2		
100	RC441-9327-0	PLATE KEY	PLAQUE CLE	SCHLÜSSELANHÄNGER	2		
110	RC441-9326-0	CLAMP	ATTACHE	KLEMME	1		
120	RG528-5797-0	LABEL ANTI,THEFT,KEY	ETIQUETTE	AUFKLEBER	1		
130	RD459-9320-0	KIT ANTENNA	ENS.ANTENNE	GRP.ANTENNE	1		
140	03034-50616	SCREW,W SEMS(PAN HEA	VIS A RONDELLE	SCHRAUBE	2		
150	RC788-5384-0	SWITCH,WORK LIGHT	INTERRUPTEUR	LICHTSCHALTER	1		
160	RD829-5387-0	SWITCH,BEACON	INTERRUPTEUR	SCHALTER	1		
170	RD459-5395-0	ASSY STOP SWITCH	ENS.COMMUTATEUR	GRP.ZUENDSCHALTER	1		
180	53660-5381-0	BUZZER,BACK	TREMBLEUR	HUPE	1		
190	01025-50612	BOLT	VIS	BOLZEN	1		
200	3P300-9517-0	SWITCH,DOWN	INTERRUPTEUR	SCHALTER, RUNTER	1		
210	68311-5354-2	SWITCH HEATER	ENS.INTERRUPTEUR	GRP.ZUENDSCHALTER	1		CABIN
220	RC601-4707-0	SWITCH,ASSY(WIPER)	ENS.INTERRUPTEUR	GRP.ZUENDSCHALTER	1		CABIN
230	RC418-5345-0	ELECTRICAL SOCKET	ENS.PRISE	GRP.STECKBUCHSE	1		

↔ Interchangeable; ≠ not Interchangeable; ← new for old; → old for new

B40600 LIGHT LAMPE LAMPE



RH418-057-10

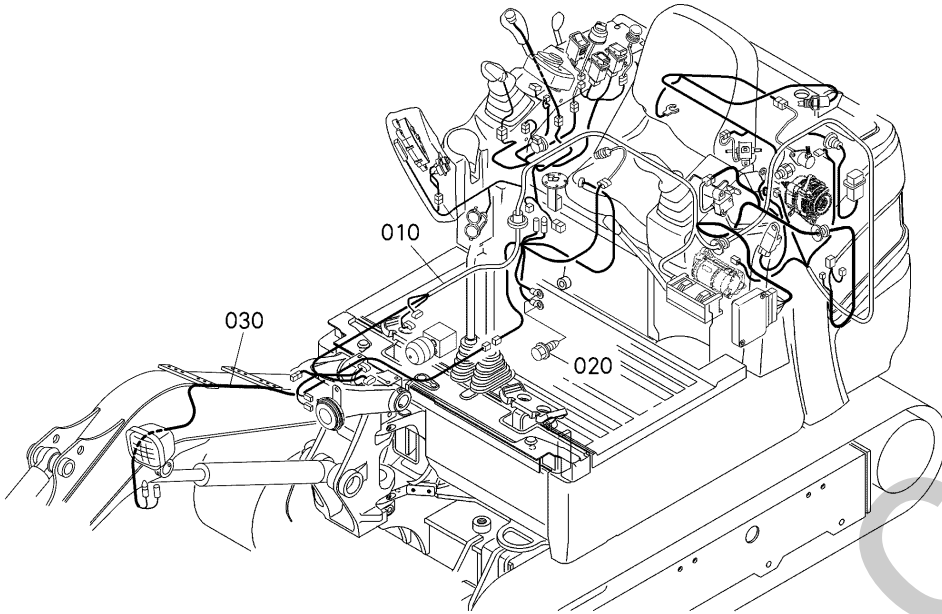
A:U27-4

REF.No. POS.No. BILD-Nr.	PART No. REFERENCE BESTELL-Nr.	PART NAME	DESIGNATION	BEZEICHNUNG	Q'TY/S.No. Q'TE/No.S. STUECK/S.Nr.	I.C. I.C.	REMARKS REMARQUES BEMERKUNGEN
					A		
010	3G710-7591-0	LIGHT,WORK	PHARE DE TRAVAIL	LAMPE	1		
020	3G710-7590-0	BULB	AMPOULE	GLUEHLAMPE	1		
030	RH418-5358-0	BRACKET(LIGHT)	SUPPORT DE AMPOULE	SCHIRRBALKEN	1		
040	01135-51020	BOLT,W SEMS	VIS	SCHRAUBE	2		
050	37150-3446-0	CLAMP,CORD	ATTACHE-FILS	KABELKLEMME	1		

B40801 WIRE HARNESS

FAISCEAU ELECTRIQUE

ELEKTRISCHE AUSRUSTUNG



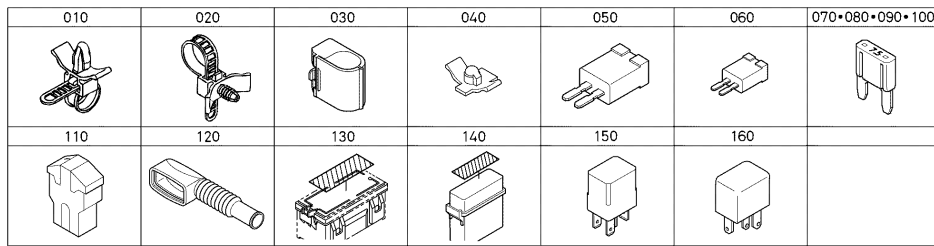
RH418-060-10

A:U27-4

REF.No. POS.No. BILD-Nr.	PART No. REFERENCE BESTELL-Nr.	PART NAME	DESIGNATION	BEZEICHNUNG	Q'TY/S.No. Q'TE/No.S. STUECK/S.Nr. A	I.C. I.C. I.C.	REMARKS REMARQUES BEMERKUNGEN
010	RB557-5341-0	W/H(MAIN)	HARNESS DE FIL	KABELBAUM	1		
020	T1060-3037-0	BOLT	VIS	BOLZEN	3		
030	RB557-5336-0	W/H(FRONT)	FAISCEAU ÉLECTRIQUE	KABELBAUM	1		

↔ Interchangeable; ≠ not Interchangeable; ← new for old; → old for new

B40802 WIRE HARNESS FAISCEAU ELECTRIQUE ELEKTRISCHE AUSRUSTUNG

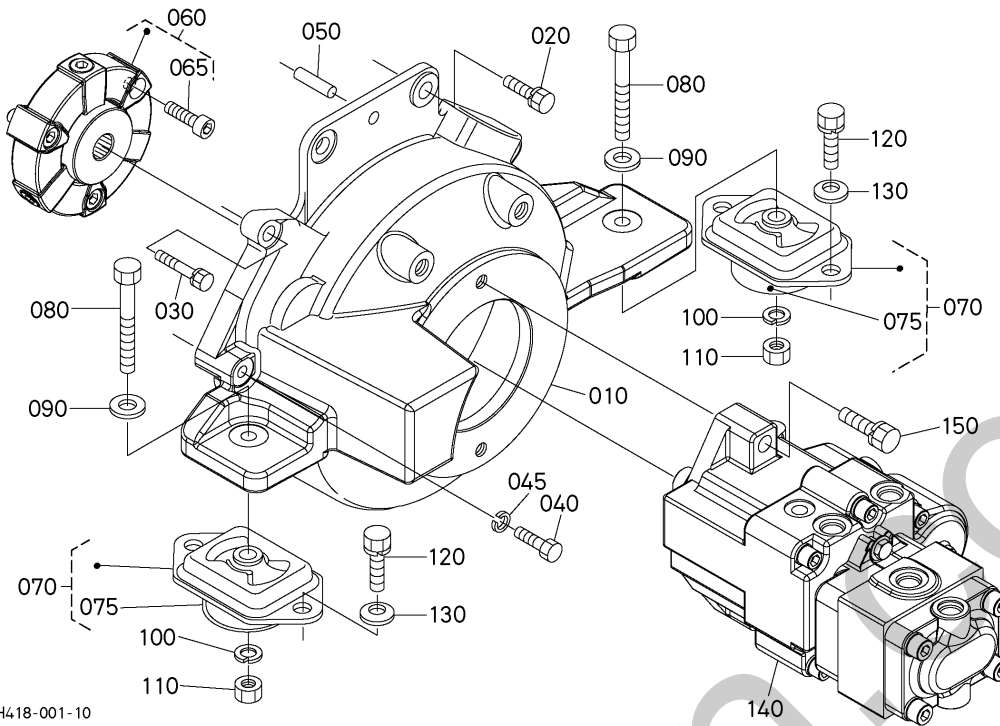


RH418-061-10

A:U27-4

REF.No. POS.No. BILD-Nr.	PART No. REFERENCE BESTELL-Nr.	PART NAME	DESIGNATION	BEZEICHNUNG	Q'TY/S.No. Q'ITE/No.S. STUECK/S.Nr.		I.C. I.C.	REMARKS REMARQUES BEMERKUNGEN
					A			
010	RP421-5413-0	CLAMP	ATTACHE	KLAMMER	1			
020	RP421-5411-0	CLAMP	ATTACHE	KLAMMER	1			
030	RD411-5412-0	CLAMP	ATTACHE	KLAMMER	1			
040	RD411-5414-0	CIR CLIP	ATTACHE	SPRENGRING	1			
050	RP421-5421-0	DIODE	DIODE	DIODE	1			
060	RD451-5412-0	COVER,UPPER RF-BOX	COUVERCLE,SUPERIEUR RF-BOX	DECKEL, OBERE RF-BOX	1			
070	T1060-3043-0	FUSE	FUSIBLE	SICHERUNG 5A	1			5A
080	T1060-3044-0	FUSE	FUSIBLE	SICHERUNG 10A	1			10A
090	T1060-3045-0	FUSE	FUSIBLE	SICHERUNG 15A	1			15A
100	T1060-3047-0	FUSE	FUSIBLE	SICHERUNG 30A	1			30A
110	T1150-3050-0	FUSE(60A)	FUSIBLES(60A)	SICHERUNG(60A)	1			60A
120	RD451-5429-0	GROMMET	GRUMMET	GUMMITUELLE	1			
130	RB557-5441-0	LABEL(RF BOX)	ETIQUETTE	AUFKLEBER	1			
140	RB557-5445-0	LABEL(SBF)	ETIQUETTE	AUFKLEBER	1			
150	RD451-5438-0	RELAY	RELAIS	RELAIS	7			20A
160	RD451-5421-0	RELAY	RELAIS	RELAIS	1			40A

C00000 HOUSING PUMP CARTER DE POMPE PUMPENGEHAEUSE

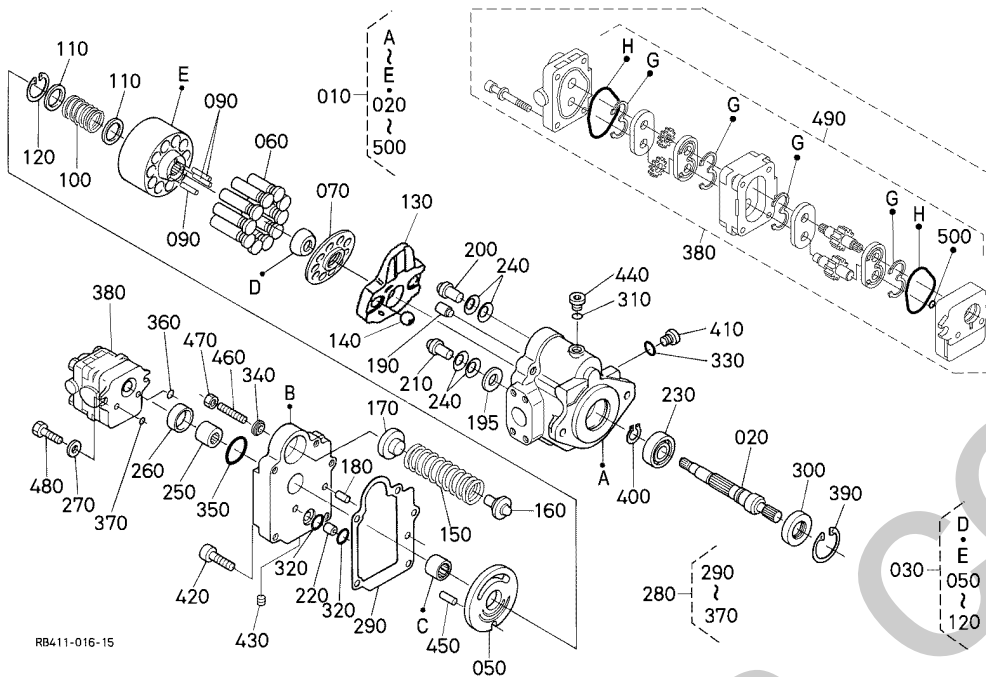


A:U27-4

REF.No. POS.No. BILD-Nr.	PART No. REFERENCE BESTELL-Nr.	PART NAME	DESIGNATION	BEZEICHNUNG	Q'TY/S.No. Q'TE/No.S. STUECK/S.Nr.	I.C. I.C. I.C.	REMARKS REMARQUES BEMERKUNGEN
					A		
010	RH418-4261-0	HOUSING(PUMP)	CARTER DE POMPE	PUMPENGEHAEUSE	1		
020	01133-51030	BOLT,SEMS	VIS	SCHRAUBE	2		
030	01123-50855	BOLT,SEMS	VIS	BOLZEN	2		
040	01155-50835	HEX.BOLT	VIS	BOLZEN	6		
045	04512-50080	WASHER,SPRING LOCK	RONDELLE GROWER	FEDERRING	6		
050	05012-00814	PIN,STRAIGHT	GOUILLE CYLINDRIQUE	ZYLINDERSTIFT	2		
060	RB411-4263-0	COUPLING	ACCOUPLMENT	KUPPLUNG	1		
065	RB411-4265-0	BOLT	VIS	BOLZEN	3		
070	RB411-4216-4	CUSHION,RUBBER	COUSSIN	BUFFER,GUMMI	2		
075	RB411-4217-0	STOPPER	POINTEAU D'ARRET	STOPFEN	2		
080	01173-51290	HEX.BOLT	VIS	BOLZEN	2		
090	04013-50120	WASHER,PLAIN	RONDELLE FREIN	SCHEIBE	2		
100	04512-50120	WASHER,SPRING LOCK	RONDELLE GROWER	FEDERRING	2		
110	02174-50120	HEX.NUT	ECROU	MUTTER	2		
120	01176-51235	HEX.BOLT	VIS	BOLZEN	4		
130	35340-2737-0	SPRING,PLATE	RONDELLE BELLEVILLE	FEDER-PLATTE	4		
140	RH418-6111-0	PUMP,ASSY(PISTON)	ENS.POMPE PISTONS	GRP.PUMPEKOLBEN	1		
150	01133-51230	BOLT,SEMS	VIS	BOLZEN	2		

↔ Interchangeable; ≠ not Interchangeable; ← new for old; → old for new

C20000 PISTON PUMP POMPE DE PISTONS ET PARTIES COMPOSANTES KOLBENPUMPE UND EINZEL-TEIL

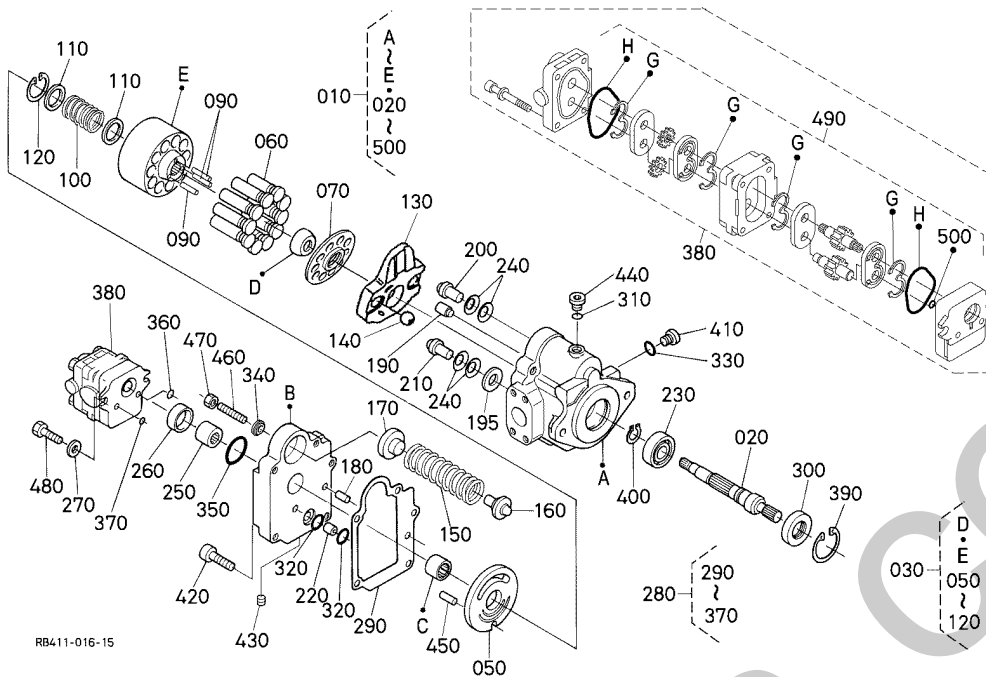


A:U27-4

REF.No. POS.No. BILD-Nr.	PART No. REFERENCE BESTELL-Nr.	PART NAME	DESIGNATION	BEZEICHNUNG	Q'TY/S.No. Q'TE/No.S. STUECK/S.Nr.	I.C.	REMARKS REMARQUES BEMERKUNGEN
					A		
010	RH418-6111-0	PUMP,ASSY(PISTON)	ENS.POMPE PISTONS	GRP.PUMPEKOLBEN	1		
020	RB401-6916-0	SHAFT	ARBRE	WELLE	1		
030	RB411-6907-0	ASSY CYLINDER	ENS.CYLINDER	GRP.ZYLINDER	1		
040	----	BLANK	BLANC	LEERE SPALTE	-		
050	RB411-6909-0	PLATE,VALVE	PLATEAU	PLATTE,VENTIL	1		
060	RB401-6908-0	ASSY PISTON	PISTON COMPLETE	GRP.KOLBEN	10		
070	RB401-6921-0	HOLDER	SUPPORT	HALTER	1		
080	----	BLANK	BLANC	LEERE SPALTE	-		
090	RB401-6918-0	PIN	GOUPILLE	STIFT	3		
100	RB401-6915-0	SPRING	RESSORT	FEDER	1		
110	RB401-6923-0	RETAINER	SUPPORT	HALTESCHEIBE	2		
120	04611-00340	CIR-CLIP,INTERNAL	CIRCLIP	SPRENGRING	1		
130	RA211-9025-0	SWASH,PLATE	PLAQUE	PLATTE	1		
140	RB401-6903-0	PIN	GOUPILLE	STIFT	2		
150	RB411-6901-0	SPRING	RESSORT	FEDER	1		
160	RB411-6902-0	SPRING SEAT	RESSORT	FEDERSITZ	1		
170	RB411-6903-0	GUIDE,SPRING	GUIDAGE DE RESSORT	FÜHRUNG	1		
180	RB401-6931-0	PIN	GOUPILLE	STIFT	1		
190	RB511-6904-0	ROD	BIELLETTTE	STANGE	1		
195	RB511-6899-0	WASHER	RONDELLE	SCHEIBE	1		
200	RB511-6905-0	PIN	GOUPILLE	STIFT	1		
210	RB511-6906-2	PIN	GOUPILLE	STIFT	1		
220	RB401-6910-0	PIN	GOUPILLE	STIFT	1		
230	RB401-6901-0	BEARING	ROULEMENT	LAGER	1		
240	RB401-6934-0	PLATE SPRING	PLAQUE	PLATTE	4		
250	RB401-6904-0	COUPLING	ACCOUPEMENT	KUPPLUNG	1		
260	RB401-6919-0	COLLAR	COLLIER	BUCHSE	1		
270	RB401-6943-0	WASHER,PLAIN	RONDELLE FREIN	SCHEIBE	2		
280	RB401-6940-0	KIT SEAL	JEU DE JOINT	DICHTUNGSSATZ	1		
290	RB401-6922-0	SEAL PLATE	JOINT	DICHTUNG	1		

↔ Interchangeable; ≠ not Interchangeable; ← new for old; → old for new

PISTON PUMP POMPE DE PISTONS ET PARTIES COMPOSANTES KOLBENPUMPE UND EINZEL-TEIL



A:U27-4

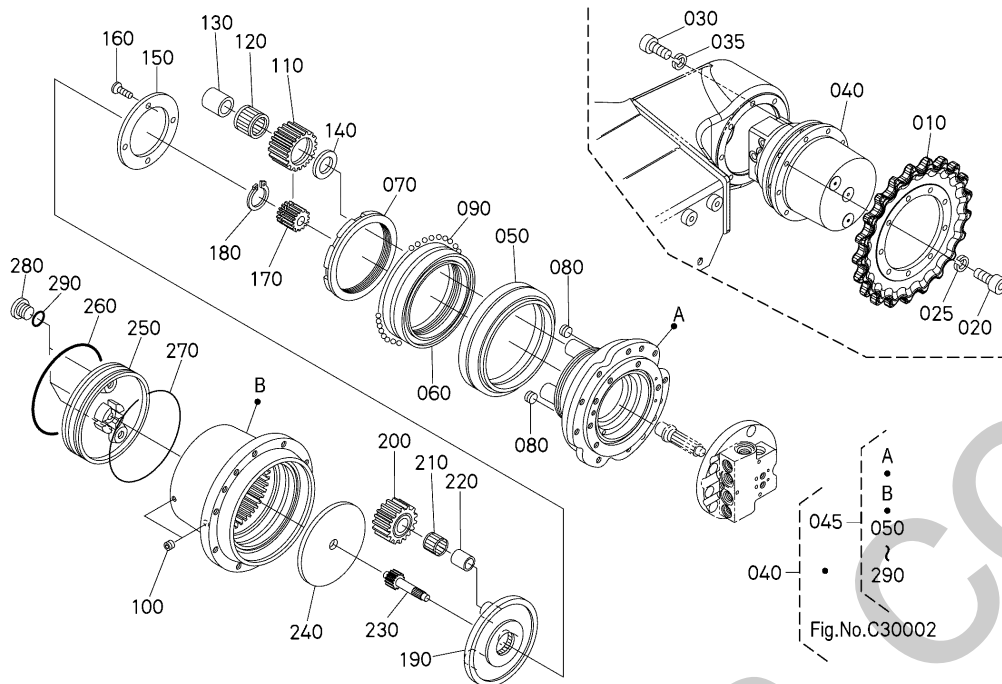
REF.No. POS.No. BILD-Nr.	PART No. REFERENCE BESTELL-Nr.	PART NAME	DESIGNATION	BEZEICHNUNG	Q'TY/S.No. Q'TE/No.S. STUECK/S.Nr.	I.C. I.C.	REMARKS REMARQUES BEMERKUNGEN
					A		
300	RB401-6935-0	SEAL OIL	JOINT D' ETANCHEITE	DICHTUNG	1		
310	04817-00110	O RING	JOINT TORIQUE	O RING	1		
320	04817-00120	O RING	JOINT TORIQUE	O RING	2		
330	04817-00110	O RING	JOINT TORIQUE	O RING	1		
340	RB401-6939-0	WASHER,SEAL	RONDELLE DE JOINT	DICHTUNG	1		
350	04810-50550	RING	JOINT TORIQUE	O-RING	1		
360	04817-00080	O RING	JOINT TORIQUE	O RING	1		
370	04817-00070	O RING	JOINT TORIQUE	O RING	1		
380	RB511-6908-3	PUMP,GEAR	POMPE,PIGNON	GETRIEBEPUMPE	1		
390	04611-00520	CIR-CLIP,INTERNAL	CIRCLIP INTERNE	SPRENGRING,INNEN	1		
400	04612-00250	CIR-CLIP,EXTERNAL	CIRCLIP	SPRENGRING,AUSSEN	1		
410	RB401-6926-0	PLUG	BOUCHON	STOPFEN	1		
420	RC401-6915-0	BOLT,HEX-SOC-HD	VIS	BOLZEN	1		
430	RC401-6919-0	PLUG	BOUCHON	STOPFEN	5		
440	RB401-6926-0	PLUG	BOUCHON	STOPFEN	1		
450	05411-00616	PIN,SPRING	GOUPILLE-RESSORT	SPANNHUELSE	1		
460	RB401-6937-0	SCREW,SET	VIS D'ARRET	STELLSCHRAUBE	1		
470	RC401-6929-0	NUT,LOCK	CONTRE-ECROU	MUTTER	1		
480	RB401-6936-0	BOLT	VIS	BOLZEN	1		
490	RB238-6942-0	KIT SEAL	JEU DE JOINT	DICHTUNGSSATZ	1		
500	04816-00060	O RING	JOINT TORIQUE	O RING	1		

↔ Interchangeable; ≠ not Interchangeable; ← new for old; → old for new

C30001 DRIVE MOTOR AND COMPONENT PARTS

MOTEUR DE VOYAGE

MOTOR



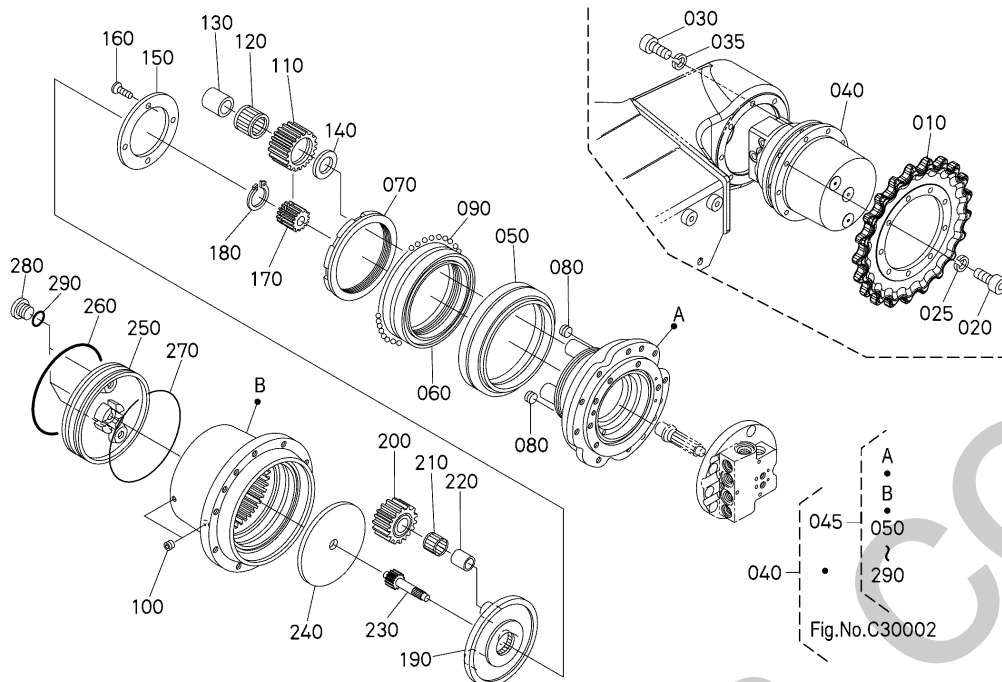
RH418-002-10

A:U27-4

REF.No. POS.No. BILD-Nr.	PART No. REFERENCE BESTELL-Nr.	PART NAME	DESIGNATION	BEZEICHNUNG	Q'TY/S.No. Q'TE/No.S. STUECK/S.Nr.	I.C.	REMARKS REMARQUES BEMERKUNGEN
					A		
010	RH418-1443-2	SPROCKET,DRIVE	VITESSES DE BARBOTIN	REGELUNGSVENTILFEDER	2		
020	RG138-1117-0	HEXAGONAL BOLT	CORPS BOULON	SECHSKANTSCHRAUBE	20		
025	04512-50100	WASHER,SPRING LOCK	RONDELLE GROWER	FEDERRING	20		
030	RG138-1117-0	HEXAGONAL BOLT	CORPS BOULON	SECHSKANTSCHRAUBE	22		
035	04512-50100	WASHER,SPRING LOCK	RONDELLE GROWER	FEDERRING	22		
040	RB557-6129-0	MOTOR,ASSY(WHEEL)	ENS.MOTEUR DE ROUE	GRP.MOTOR	2		
045	RB511-7800-0	SPEED REDUCTION	RALENTIR MACHINE	BREMSSYSTEM	2		
050	RB401-7805-0	SEAL(FLOATING)	JOINT	DICHTUNGEN	4		
060	RB401-7803-0	BEARING	ROULEMENT	LAGER	2		
070	RB511-7804-0	NUT,RING	ECROU	RINGMUTTER	2		
080	RB511-7805-0	PLUG	BOUCHON	STOPFEN	4		
090	07715-03205	BALL 5/32	BILLE	KUGEL	218		
100	RB511-7806-0	PLUG	BOUCHON	STOPFEN	4		
110	RB511-7807-0	GEAR	ENGRENAGE	GETRIEBE	8		
120	RB401-7811-0	BEARING,NEEDLE	ROULEMENT A AIGUILLE	NADELLAGER	8		
130	RB511-7808-0	BEARING,INNER	ROULEMENT	LAGER	8		
140	RB401-7813-0	WASHER,THRUST	RONDELLE DE BUTEE	DRUCKSCHEIBE	8		
150	RB401-7814-0	PLATE	PLAQUE	PLATTE	2		
160	68311-1345-0	SCREW,CSK-HD	VIS	SCHRAUBE	8		
170	RB511-7809-0	GEAR	ENGRENAGE	GETRIEBE	2		
180	RB511-7810-0	RING,SNAP	BAGUE ELASTIQUE	VERSCHLUSSRING	2		
190	RB511-7811-0	HOLDER	SUPPORT	HALTER	2		
200	RB511-7812-0	GEAR	ENGRENAGE	GETRIEBE	6		
210	68311-1351-0	BEARING,ROLLER	ROULEMENT A ROULEAU	ROLLENLAGER	6		
220	68311-1352-0	BEARING,INNER	ROULEMENT	LAGER	6		
230	RB511-7813-0	GEAR,DRIVE	PIGNON MENE	ANTRIEBSRAD	2		
240	RB511-7814-0	PLATE	PLAQUE	PLATTE	2		1.8mm
240	RB511-7815-0	PLATE	PLAQUE	PLATTE	2		2.3mm
240	RB511-7816-0	PLATE	PLAQUE	PLATTE	2		2.8mm
250	RB511-7817-0	COVER	COUVERCLE	DECKEL	2		

↔ Interchangeable; ≠ not Interchangeable; ← new for old; → old for new

C30001 DRIVE MOTOR AND COMPONENT PARTS MOTEUR DE VOYAGE MOTOR



RH418-002-10

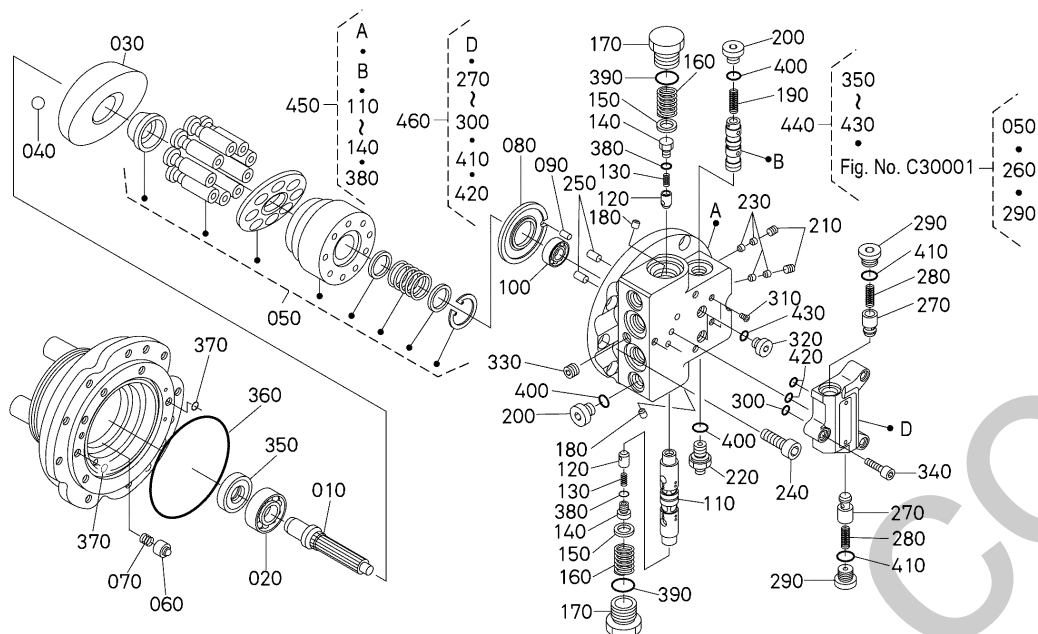
A:U27-4

REF.No. POS.No. BILD-Nr.	PART No. REFERENCE BESTELL-Nr.	PART NAME	DESIGNATION	BEZEICHNUNG	Q'TY/S.No. Q'TE/No.S. STUECK/S.Nr.	I.C.	REMARKS
					A	I.C.	REMARQUES
260	RB401-7847-0	O RING	JOINT TORIQUE	O RING	2		
270	RB401-7831-0	WIRE	FIL	EISENDRAHT	2		
280	RB511-7818-0	PLUG	BOUCHON	STOPFEN	6		
290	04817-00110	O RING	JOINT TORIQUE	O RING	6		

C30002 DRIVE MOTOR AND COMPONENT PARTS

MOTEUR DE VOYAGE

MOTOR



RH418-003-10

A:U27-4

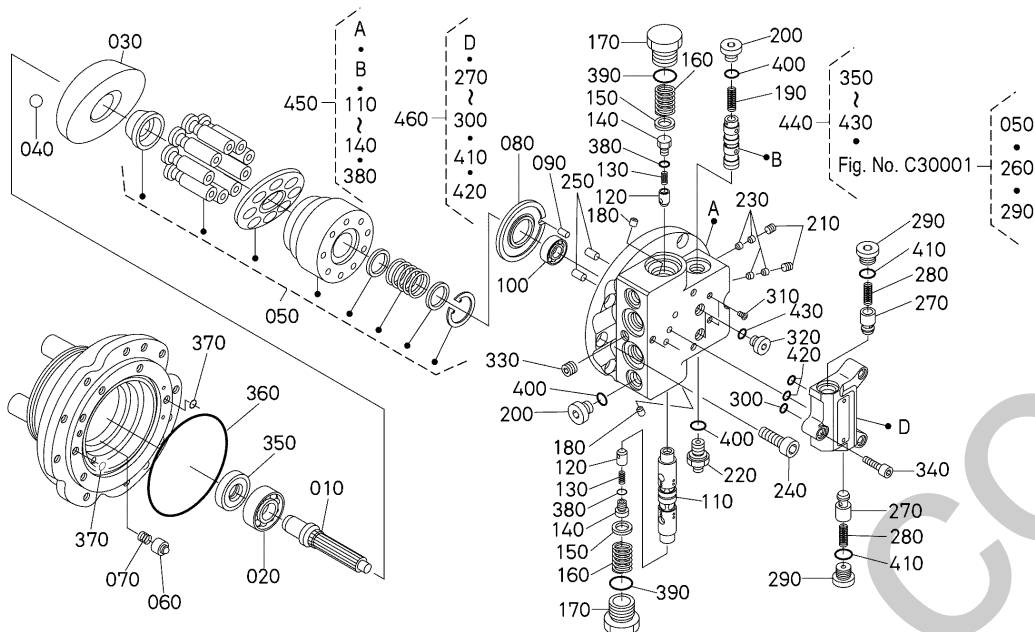
REF.No. POS.No. BILD-Nr.	PART No. REFERENCE BESTELL-Nr.	PART NAME	DESIGNATION	BEZEICHNUNG	Q'TY/S.No. Q'TE/No.S. STUECK/S.Nr.	I.C. I.C. I.C.	REMARKS REMARQUES BEMERKUNGEN
010	RB401-7833-0	SHAFT	ARBRE	WELLE	2		
020	08103-06004	BEARING,BALL	ROULEMENT A BILLES	KUGELLAGER	2		
030	RB511-7820-0	SWASH PLATE	PLAQUE	SCHEIBEPLATTE	2		
040	RB511-7821-0	BALL	BILLE	KUGEL	4		
050	RB511-7210-0	KIT BLOCK,CYLINDER	ENS.BLOCK DE CYLIND.	GRP.ZYLINDERBLOCK	2		
060	RB511-7860-0	ASSY PISTON	PISTON COMPLETE	GRP.KOLBEN	4		
070	RB401-7861-0	SPRING	RESSORT	FRUEHLING	4		
080	RB401-7862-0	PLATE,VALVE	PLATEAU	PLATTE,VENTIL	2		
090	RB401-7863-0	PIN	GOUPILLE	STIFT	2		
100	08103-06002	BEARING,BALL	ROULEMENT A BILLES	KUGELLAGER	2		
110	RB511-7871-0	SPOOL	TIROIR	SPULE	2		
120	RB401-7872-0	VALVE,CHECK	SOUPAPE DE RETENUE	REGELUNGSVENTIL	4		
130	RB401-7873-0	SPRING	RESSORT	FRUEHLING	4		
140	RB401-7874-0	PLUG	BOUCHON	STOPFEN	4		
150	RB401-7876-0	SEAT,SPRING	SIEGE DU RESSORT	SITZFEDER	4		
160	RB401-7877-0	SPRING	RESSORT	FRUEHLING	4		
170	RB511-7878-0	CAP	BOUCHON	KAPPE	4		
180	RB401-7881-0	ORIFICE	ORIFICE	OELLOCH	4		
190	RB101-7849-0	SPRING	RESSORT	FRUEHLING	2		
200	68651-7238-0	PLUG	BOUCHON	STOPFEN	6		
210	68518-7146-0	PLUG	BOUCHON	STOPFEN	4		
220	RB557-7887-0	PLUG	BOUCHON	STOPFEN	2		
230	68671-7241-0	ORIFICE	ORIFICE	OELLOCH	8		
240	01311-10620	BOLT,SOCKET HEAD	VIS	BOLZEN	12		
250	68493-7145-0	PIN STRAIGHT	GOUPILLE CYLINDRIQUE	ZYLINDERSTIFT	4		
260	----	BLANK	BLANC	LEERE SPALTE	-		
270	RB511-7892-0	VALVE,CHECK	SOUPAPE DE RETENUE	REGELUNGSVENTIL	4		
280	RB511-7893-0	SPRING	RESSORT	FRUEHLING	4		
290	68651-7238-0	PLUG	BOUCHON	STOPFEN	4		
300	04817-00120	O RING	JOINT TORIQUE	O RING	2		

↔ Interchangeable; ≠ not Interchangeable; ← new for old; → old for new

C30002 DRIVE MOTOR AND COMPONENT PARTS

MOTEUR DE VOYAGE

MOTOR



RH418-003-10

A:U27-4

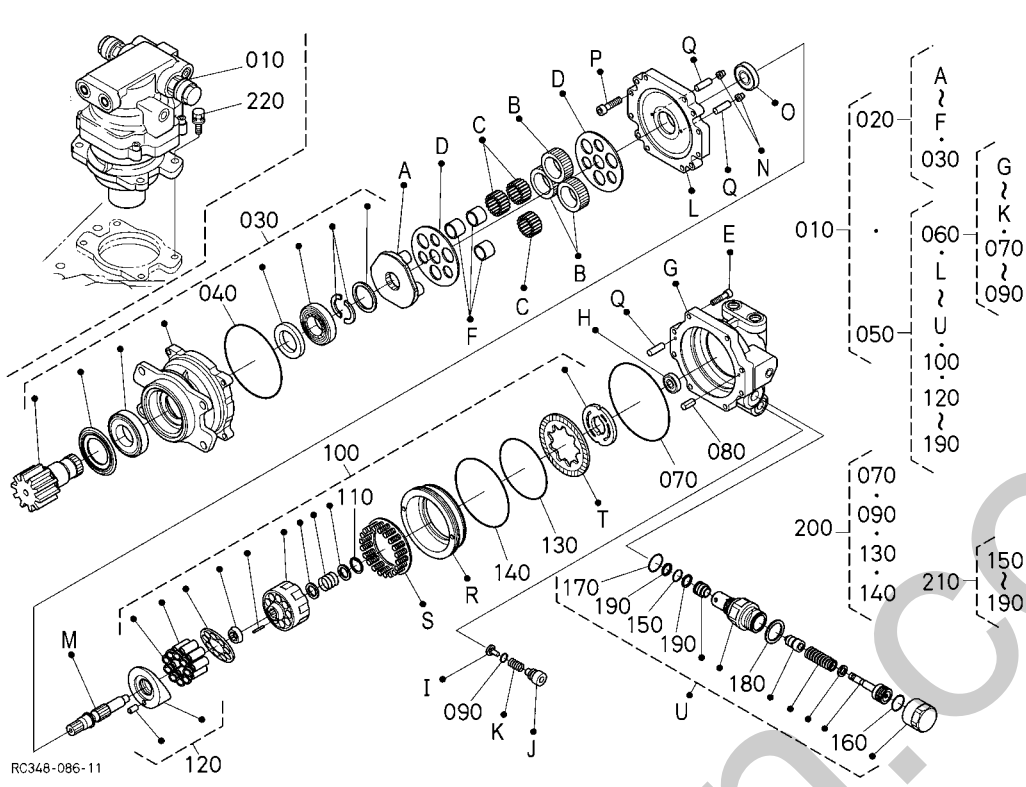
REF.No. POS.No. BILD-Nr.	PART No. REFERENCE BESTELL-Nr.	PART NAME	DESIGNATION	BEZEICHNUNG	Q'TY/S.No. Q'TE/No.S. STUECK/S.Nr. A	I.C. I.C.	REMARKS REMARQUES BEMERKUNGEN
310	RB101-7854-0	PLUG	BOUCHON	STOPFEN	4		
320	RB511-7894-0	PLUG	BOUCHON	STOPFEN	4		
330	RB511-7895-0	PLUG	BOUCHON	STOPFEN	2		
340	01311-10625	BOLT, SOCKET HEAD	VIS	BOLZEN	6		
350	RB511-7819-0	SEAL, OIL	BAGUE JOINT	OELDICHTUNGSRING	2		
360	RB401-7865-0	O RING	JOINT TORIQUE	O RING	2		
370	04817-00070	O RING	JOINT TORIQUE	O RING	6		
380	RB401-7875-0	O RING	JOINT TORIQUE	O RING	4		
390	04817-00240	O RING	JOINT TORIQUE	O RING	4		
400	04817-00110	O RING	JOINT TORIQUE	O RING	8		
410	04817-00110	O RING	JOINT TORIQUE	O RING	4		
420	04817-00100	O RING	JOINT TORIQUE	O RING	4		
430	04817-00080	O RING	JOINT TORIQUE	O RING	4		
440	RB511-7200-0	KIT SEAL	TROUSSE DE JOINT	DICHTUNGBAUSATZ	2		
450	RB511-7220-0	KIT PLATE	ENS.PLATEAU	GRP.PLATTE	2		
460	RB511-7890-0	ASSY VALVE	SOUPAPE COMPLET	VENTILEINHEIT	2		

↔ Interchangeable; ≠ not Interchangeable; ← new for old; → old for new

C40000 SWIVEL MOTOR AND COMPONENT PARTS

MOTEUR DE BASCULE ET PARTIES COMPOSANTES

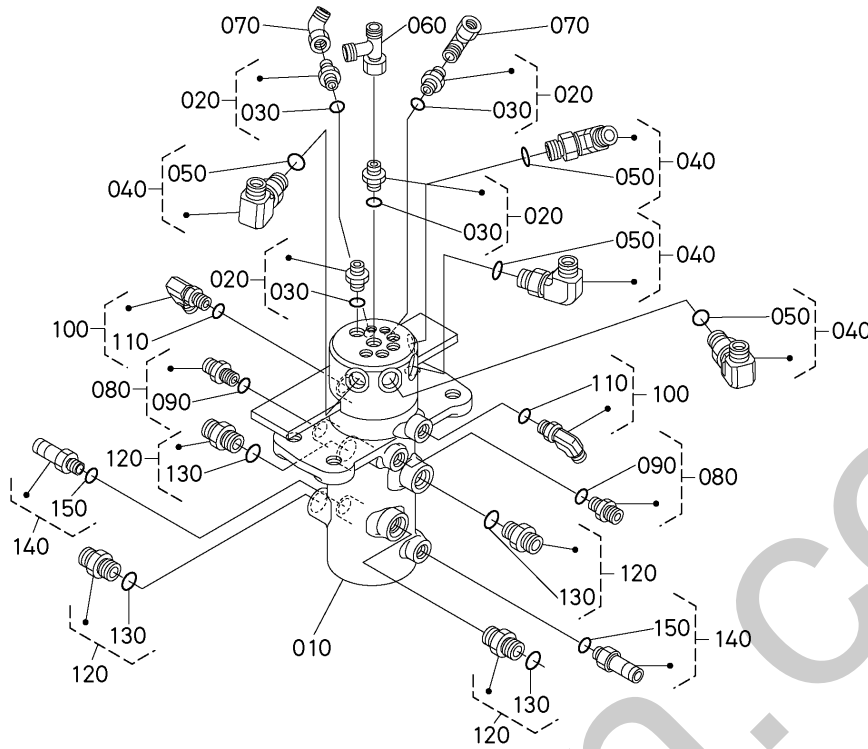
SCHWINGUNGSMOTOR UND EINZEL-TEIL



A:U27-4

REF.No. POS.No. BILD-Nr.	PART No. REFERENCE BESTELL-Nr.	PART NAME	DESIGNATION	BEZEICHNUNG	Q'TY/S.No. Q'TE/No.S. STUECK/S.Nr.	I.C.	REMARKS REMARQUES BEMERKUNGEN
					A		
010	RG448-6128-3	ASSY MOTOR,SWIVEL	ENS.MOTEUR DE BASCU.	GRP.DREHESTIFTMOTOR	1		
020	RC348-6920-0	ASSY GEAR	ENS.ENGRENAGE	GRP.GETRIEBE	1		
030	RC348-6980-0	PISTON ASSY	KIT PISTONS	KOBLER SET	1		
040	04810-51350	O-RING	JOINT TORIQUE	O-RING	1		
050	RC348-6940-0	ASSY MOTOR	ENSEMBLE DE MOTEUR	GRP.MOTOR	1		
060	RC348-6985-0	BODY KIT	CORPS KIT	GEHÄUSE KIT	1		
070	04810-51400	O RING	O-RING	O-RING	1		
080	05411-00512	PIN,SPRING	GOUPILLE-RESSORT	SPANNHÜLSE	1		
090	04817-00110	O RING	JOINT TORIQUE	O RING	2		
100	RC348-6990-0	ASSY CYLINDER	ENS.CYLINDRE	GRP.ZYLINDER	1		
110	04611-00280	CIR-CLIP,INTERNAL	CIRCLIP	SICHERUNGSRING	1		
120	RC348-6995-0	SWASH PLATE ASSY	KIT PLATE INCLINEE	SET SCHRÄGE PLATTE	1		
130	04810-51100	O-RING	O-RING	O-RING	1		
140	04810-51250	O-RING	JOINT TORIQUE	O-RING	1		
150	04817-00140	O RING	JOINT TORIQUE	O RING	1		
160	04817-00180	O RING	JOINT TORIQUE	O RING	1		
170	04817-00220	O RING	JOINT TORIQUE	O RING	1		
180	04817-00280	O RING	JOINT TORIQUE	O RING	1		
190	RC348-6978-0	RING,BACK UP	JOINT TEFLON	STUETZRING	2		
200	RC348-6996-0	KIT SEAL,MOTOR	ENSEMBLE DE JOINT	GRP.DICHTUNG MOTOR	1		
210	RC348-6997-0	KIT SEAL,RELIEF	ENS.JOINT	GRP.DICHTUNGEN	1		
220	01138-51240	BOLT	VIS	SCHRAUBE	4		

C50000 ROTARY JOINT JOINT ROTATIF DREHGELENKSTUECK



RH418-004-10

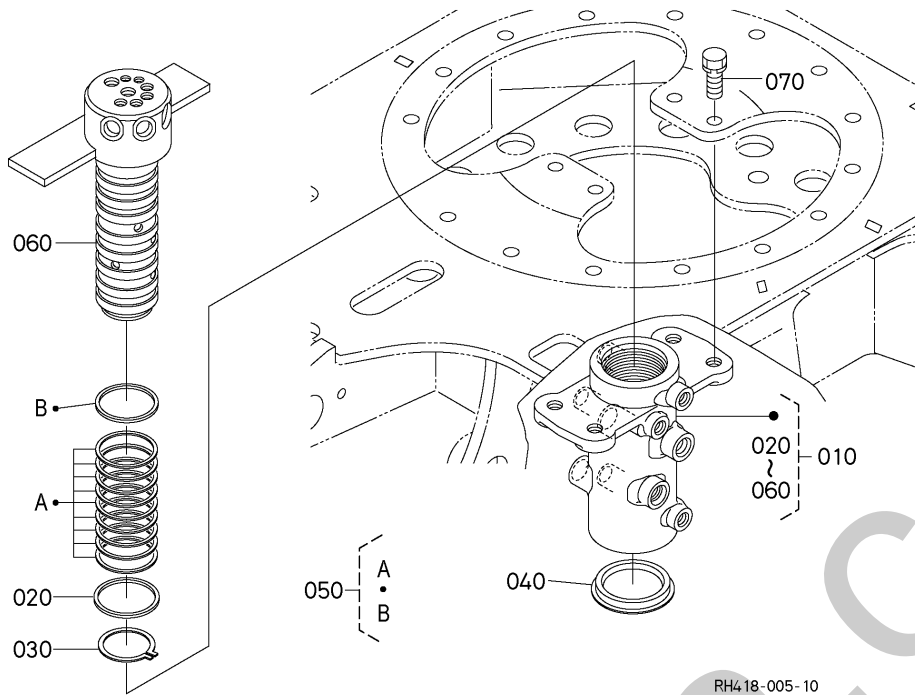
A:U27-4

REF.No. POS.No. BILD-Nr.	PART No. REFERENCE BESTELL-Nr.	PART NAME	DESIGNATION	BEZEICHNUNG	Q'TY/S.No. Q'TE/No.S. STUECK/S.Nr.	I.C. I.C. I.C.	REMARKS REMARQUES BEMERKUNGEN
					A		
010	RH418-6230-0	ASSY JOINT,SWIVEL	ENS.RACCORD DE PIVOT	GRP.KNOCHENGELENK	1		
020	RG208-8616-0	ADAPTER	RACCORD	ADAPTER	4		
030	04817-00110	O RING	JOINT TORIQUE	O RING	4		
040	RG208-8623-0	BODY	CORPS	KOERPER	4		
050	04817-00140	O RING	JOINT TORIQUE	O RING	4		
060	RG208-8625-0	ADAPTER	RACCORD	ADAPTER	1		
070	RG208-6318-0	ELBOW PIPE	RACCORD	ADAPTER	2		
080	RG208-8616-0	ADAPTER	RACCORD	ADAPTER	2		
090	04817-00110	O RING	JOINT TORIQUE	O RING	2		
100	69721-9646-0	JOINT,PIPE	RECCORD DE TUYAU	ROHRSCHALTUNG	2		
110	04817-00110	O RING	JOINT TORIQUE	O RING	2		
120	69441-6838-0	ADAPTER	ADAPTEUR	ADAPTER	4		
130	04817-00140	O RING	JOINT TORIQUE	O RING	4		
140	RG108-6397-0	O-JOINT STRAIGHT	ADAPTEUR	ADAPTER	2		
150	04817-00110	O RING	JOINT TORIQUE	O RING	2		

C50100 ROTARY JOINT (COMPONENT PARTS)

JOINT ROTATIF (PARTIES COMPOSANTES)

DREHGELENKSTUECK (EINZEL-TEIL)

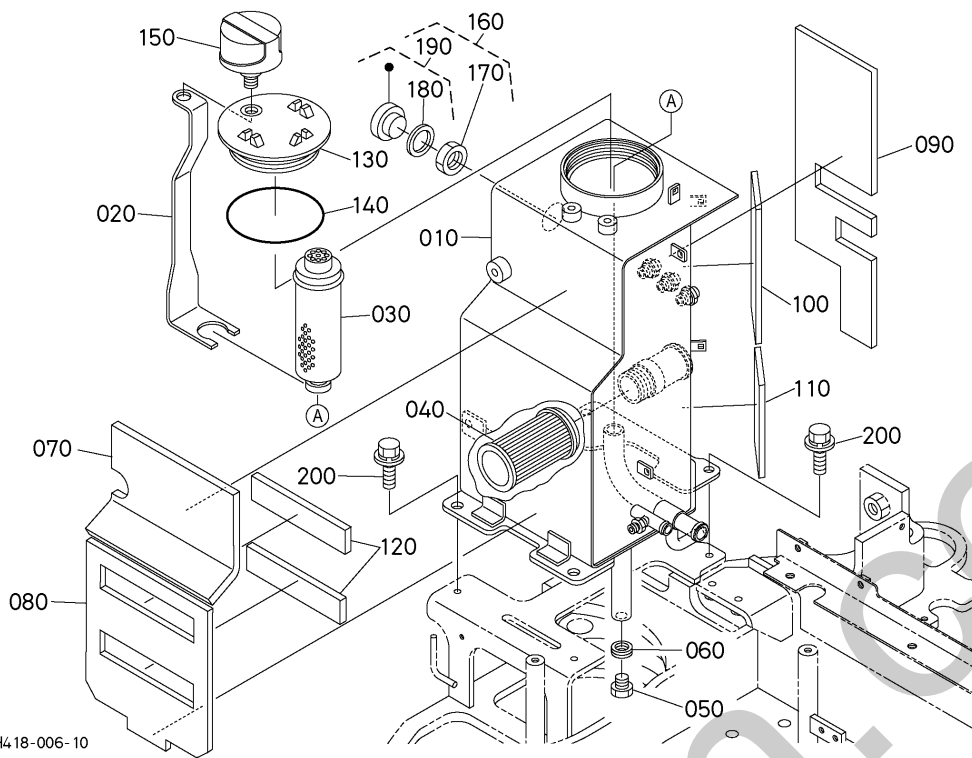


A:U27-4

REF.No. POS.No. BILD-Nr.	PART No. REFERENCE BESTELL-Nr.	PART NAME	DESIGNATION	BEZEICHNUNG	Q'TY/S.No. Q'TE/No.S. STUECK/S.Nr.	I.C.	REMARKS
					A	I.C.	BEMERKUNGEN
010	RH418-6230-0	ASSY JOINT,SWIVEL	ENS.RACCORD DE PIVOT	GRP.KNOCHENGELENK	1		
020	RG248-6233-0	SEAL	JOINT ROND	DICHTUNGEN	1		
030	RG248-6234-0	CIR CLIP	CIRCLIP	SPRENGRING	1		
040	RG248-6235-0	RING	JOINT	RING	1		
050	RG248-6236-0	SEAL KIT	TROUSSE D'JOINT	DICHTUNGBAUSATZ	1		
060	RG241-6232-0	SHAFT,SWIVEL JOINT	ARBRE JOINT ARTICULE	WELLE DREHDURCHF.	1		
070	01133-51230	BOLT,SEMS	VIS	BOLZEN	4		

↔ Interchangeable; ≠ not Interchangeable; ← new for old; → old for new

C50200 OIL TANK RESERVOIR D'HUILE OELTANK



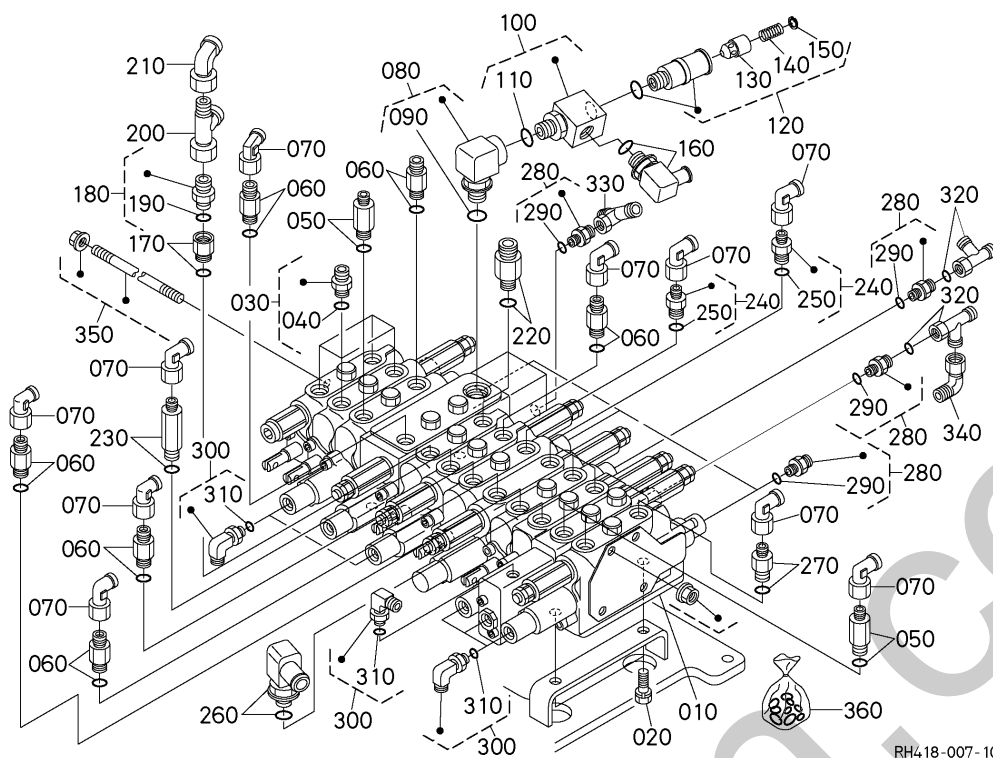
RH418-006-10

A:U27-4

REF.No. POS.No. BILD-Nr.	PART No. REFERENCE BESTELL-Nr.	PART NAME	DESIGNATION	BEZEICHNUNG	Q'TY/S.No. Q'TE/No.S. STUECK/S.Nr. A	I.C. I.C. I.C.	REMARKS REMARQUES BEMERKUNGEN
010	RH418-6211-0	TANK, HYDRAULIC	RESERVOIR A HUILE	DRUCKOELTANK	1		
020	RH418-6216-0	SUPPORT(FILTER)	SUPPORT DE FILTRE	STUETZE, FILTER	1		
030	RG238-6219-2	FILTER RETURN NR.030	FILTRE DE RETOUR	FILTER	1		
040	69481-6221-0	FILTER, SUCTION	FILTER DE ASPIRATION	ANSAUGEFILTER	1		
050	69728-6217-0	PLUG	BOUCHON	STOPFEN	1		
060	69728-6218-0	GASKET	JOINT	DICHTUNG	1		
070	RH418-6221-0	SPONGE, OIL TANK	EPONGE	SCHWAMM	1		
080	RH418-6222-0	SPONGE, OIL TANK	EPONGE	SCHWAMM	1		
090	RH418-6223-0	SPONGE, OIL TANK	EPONGE	SCHWAMM	1		
100	RH418-6224-0	SPONGE, OIL TANK	EPONGE	SCHWAMM	1		
110	RH418-6225-0	SPONGE, OIL TANK	EPONGE	SCHWAMM	1		
120	RG241-6223-0	CUSHION(HYDRAULIC TA	COUSS.(RESERVOIR HYD	DAEMPFER	2		
130	RG208-6213-0	PLUG	BOUCHON	STOPFEN	1		
140	04811-11300	O - RING 2,0*129,5	JOINT TORIQUE	O RING	1		
150	RG518-6215-2	BREATHER	RENIFLARD	ENTLUEFTER	1		
160	RG518-6220-0	ASSY OIL GAUGE	JAUGE D'HUILE	GRP. OELSCHAUGLAS	1		
170	RG518-6221-0	GAUGE, OIL LEVEL	JAUGE D HUILE	OLSCHAUGLAS	1		
180	RG518-6222-0	SEAL, OIL GAUGE	JOINT	DICHTUNG	1		
190	69748-6225-0	NUT	ECROU	MUTTER	1		
200	01135-51230	BOLT, W SEMS	VIS	BOLZEN	4		

↔ Interchangeable; ≠ not Interchangeable; ← new for old; → old for new

C60000 CONTROL VALVE DISTRIBUTEUR REGELUNGSVENTIL

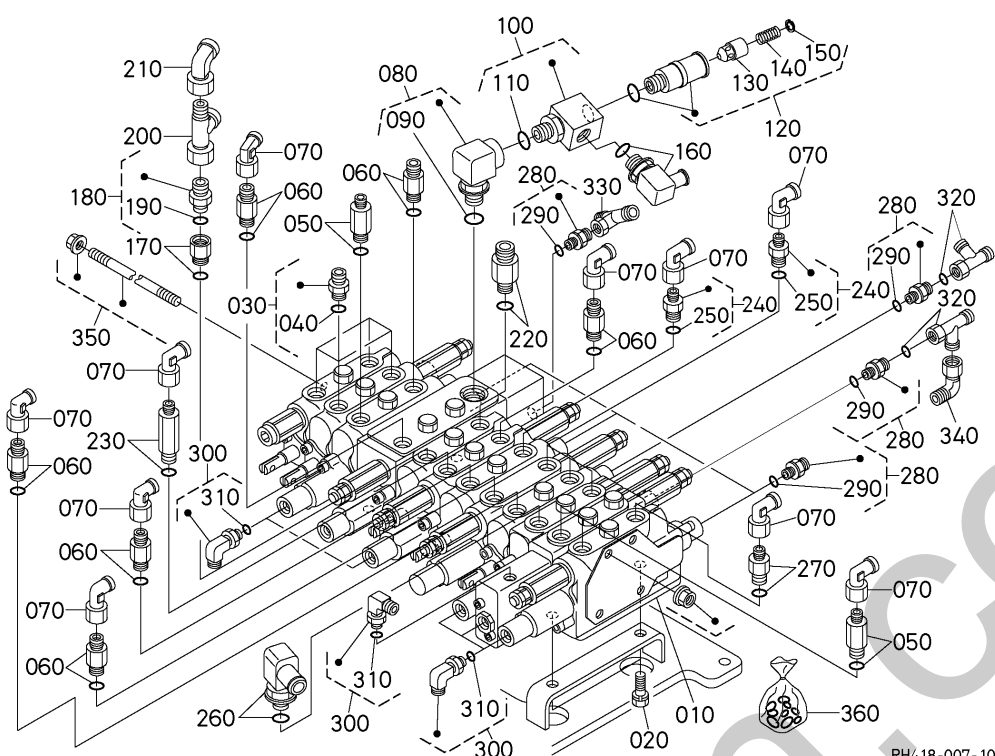


A:U27-4

REF.No. POS.No. BILD-Nr.	PART No. REFERENCE BESTELL-Nr.	PART NAME	DESIGNATION	BEZEICHNUNG	Q'TY/S.No. Q'TE/No.S. STUECK/S.Nr.	I.C.	REMARKS REMARQUES BEMERKUNGEN
					A		
010	RH418-6114-0	ASSY VALVE,CONTROL	ENS.DISTRIBUTEUR	GRP.REGELUNGSVENTIL	1		
020	01123-51020	BOLT,SEMS	VIS	BOLZEN	4		
030	RG208-8619-0	ADAPTER	ADAPTEUR	ZWISCHENSTUECK	4		
040	04817-00140	O RING	JOINT TORIQUE	O RING	4		
050	RG518-8603-0	ADAPTER	ADAPTEUR	ADAPTER	3		
060	RG518-8601-0	ADAPTER	ADAPTEUR	ADAPTER	6		
070	RG208-8602-0	ADAPTER	RACCORD	ADAPTER	12		
080	RG158-8602-0	ADAPTER	RACCORD	ADAPTER	1		
090	04817-00180	O RING	JOINT TORIQUE	O RING	1		
100	RD411-6184-2	JOINT,ELBOW	RACCORD	SCHALTUNG	1		
110	04817-00180	O RING	JOINT TORIQUE	O RING	1		
120	RD101-6384-0	ASSY VALVE,CHECK	ENS.SOUPAPE DE RETE.	GRP.REGELUNGSVENTIL	1		
130	RC101-6339-0	POPPET	CLAPET	VENTILKEGEL	1		
140	RC101-6371-0	SPRING	RESSORT	FEDER	1		
150	04611-00200	CIR-CLIP, INTERNAL	CIRCLIP	SPRENGRING	1		
160	68391-6822-0	JOINT,PIPE	RACCORD DE TUYAU	ROHRSCHALTUNG	1		
170	RP621-6194-0	JOINT,PIPE	RACCORD DE TUYAU	ROHRSCHALTUNG	1		
180	RG648-6382-0	ADAPTER	RACCORD	ADAPTER	1		
190	04817-00140	O RING	JOINT TORIQUE	O RING	1		
200	RG208-8676-0	T-ADAPTER	RACCORD	T-ADAPTER	1		
210	RG208-8617-0	ADAPTER	ADAPTATEUR	ZWISCHENSTUECK	1		
220	RG248-6388-0	ADAPTER(G3-M18)	RACCORD	ADAPTER	1		
230	RG648-6388-0	ADAPTER	RACCORD	ADAPTER	1		
240	69441-6838-0	ADAPTER	ADAPTEUR	ADAPTER	4		
250	04817-00140	O RING	JOINT TORIQUE	O RING	4		
260	68391-6822-0	JOINT,PIPE	RACCORD DE TUYAU	ROHRSCHALTUNG	1		
270	RG248-6386-0	ADAPTER(G3-M18)	ADAPTATEUR	ADAPTER	1		
280	RG208-8616-0	ADAPTER	RACCORD	ADAPTER	6		
290	04817-00110	O RING	JOINT TORIQUE	O RING	6		
300	69721-9646-0	JOINT,PIPE	RECCORD DE TUYAU	ROHRSCHALTUNG	6		

↔ Interchangeable; ≠ not Interchangeable; ← new for old; → old for new

C60000 CONTROL VALVE DISTRIBUTEUR REGELUNGSVENTIL



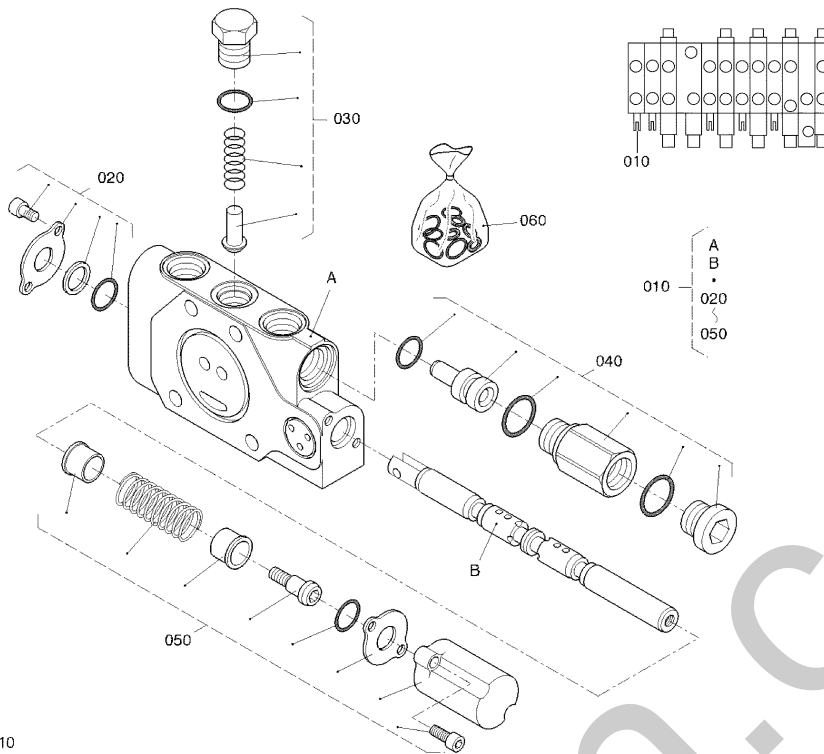
RH418-007-10

A:U27-4

REF.No. POS.No. BILD-Nr.	PART No. REFERENCE BESTELL-Nr.	PART NAME	DESIGNATION	BEZEICHNUNG	Q'TY/S.No. Q'TE/No.S. STUECK/S.Nr. A	I.C. I.C. I.C.	REMARKS REMARQUES BEMERKUNGEN
310	04817-00110	O RING	JOINT TORIQUE	O RING	6		
320	RG208-8625-0	ADAPTER	RACCORD	ADAPTER	2		
330	RG208-8677-0	T-JOINT	RACCORD	T-ADAPTER	1		
340	RG208-6318-0	ELBOW PIPE	RACCORD	ADAPTER	1		
350	RG038-7001-0	KIT TIE-ROD	BARRE D'ACCOUPL.KIT	KIT ZUGSTANGE	4		
360	RG058-7001-0	SEAL KIT	KIT DE JOINTS	DICHTUNGSSATZ	1		

↔ Interchangeable; ≠ not Interchangeable; ← new for old; → old for new

**C60201 SECTION (BOOM/SWING)
SECTION DE TIROIR (S/P)
SPULENSEKTION (SCHWUNG)**



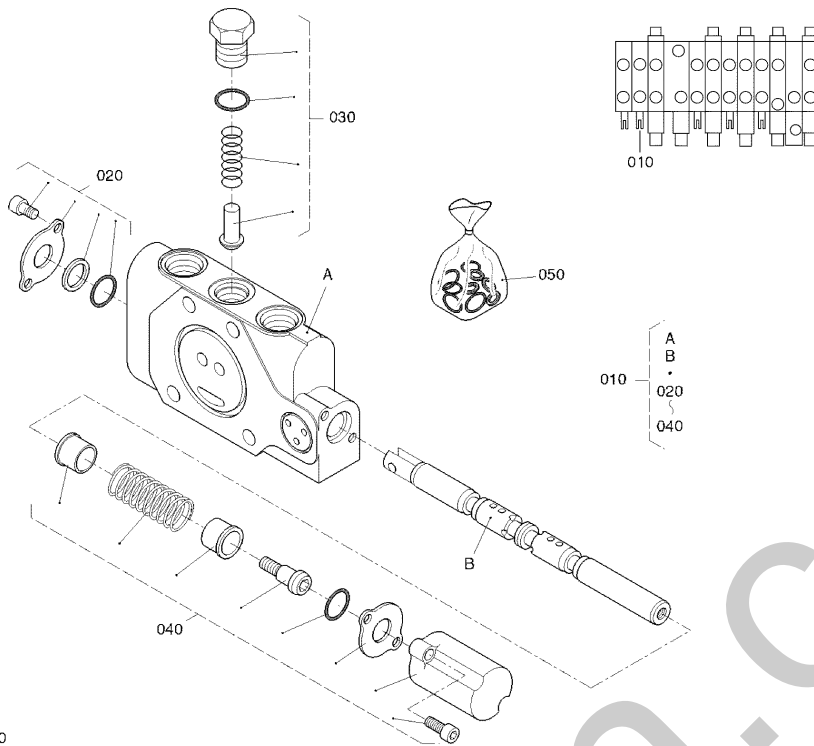
RH418-094-10

A:U27-4

REF.No. POS.No. BILD-Nr.	PART No. REFERENCE BESTELL-Nr.	PART NAME	DESIGNATION	BEZEICHNUNG	Q'TY/S.No. Q'TE/No.S. STUECK/S.Nr.	I.C. I.C.	REMARKS REMARQUES BEMERKUNGEN
					A		
010	RG158-7010-0	SECTION (BOOM/SWING)	SECTION (FLECHE/DEPORT)	SEKTION (SCHWENKEN/SCHWINGEN)	1		
020	RG518-7034-0	ASSY COVER	ENS. COUVERCLE	GRP. ABDECKUNG	1		
030	RG518-7018-0	ASSY PLUG	ENS. BOUCHON	GRP. STOPFEN	1		
040	RG518-7032-0	ASSY VALVE,RELIEF	ENS. SOUPAPE	GRP. VENTIL	1		
050	RG518-7039-0	ASSY CAP	ENS. BOUCHON	GRP. KAPPE	1		
060	RG158-7015-0	KIT SEAL	JEU DE JOINT	DICHTUNGBAUSATZ	1		

↔ Interchangeable; ≠ not Interchangeable; ← new for old; → old for new

C60202 SECTION (DOZER)
SECTION DE TIROIR (S/P)
SPULENSEKTION (SCHWUNG)

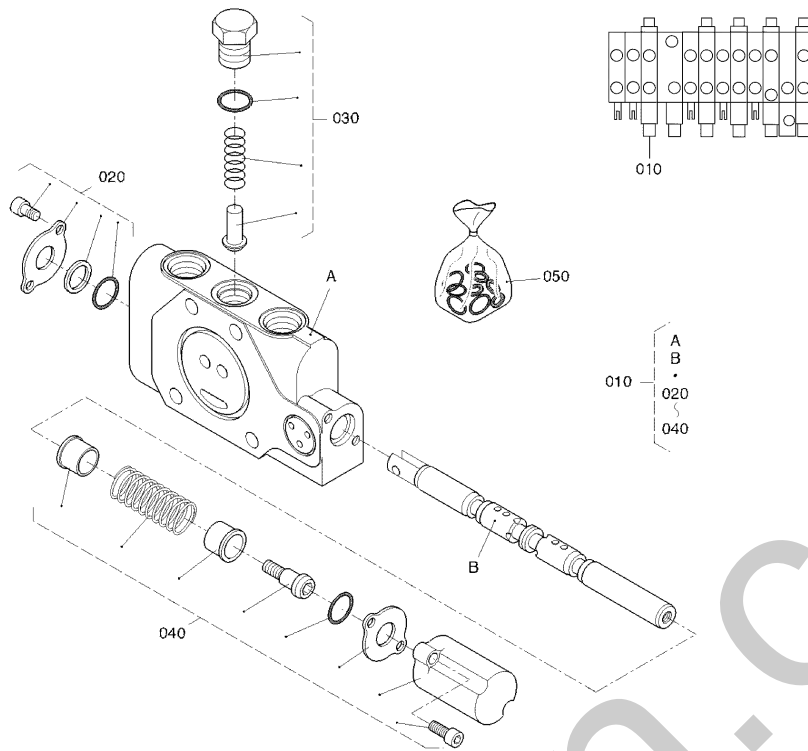


RH418-095-10

A:U27-4

REF.No. POS.No. BILD-Nr.	PART No. REFERENCE BESTELL-Nr.	PART NAME	DESIGNATION	BEZEICHNUNG	Q'TY/S.No. Q'TE/No.S. STUECK/S.Nr.	I.C. I.C.	REMARKS REMARQUES BEMERKUNGEN
					A		
010	RG038-7020-0	SECTION (DOZER)	SECT(CHENILLETTE)	SEKTION(ERDSCHIEBER)	1		
020	RG518-7034-0	ASSY COVER	ENS. COUVERCLE	GRP. ABDECKUNG	1		
030	RG518-7018-0	ASSY PLUG	ENS. BOUCHON	GRP. STOPFEN	1		
040	RG038-7004-0	KIT SPRING RETURN	RAPPEL PR RESSORT K	KIT FEDERRUECKSTELL.	1		
050	RG038-7012-0	SECTION SEAL KIT	KIT DE JOINTS SECTI.	DICHTUNGSSATZ SEKTI.	1		

C60203 SECTION (SLEW)
SECTION DE TIROIR (S/P)
SPULENSEKTION (SCHWUNG)



RH418-096-10

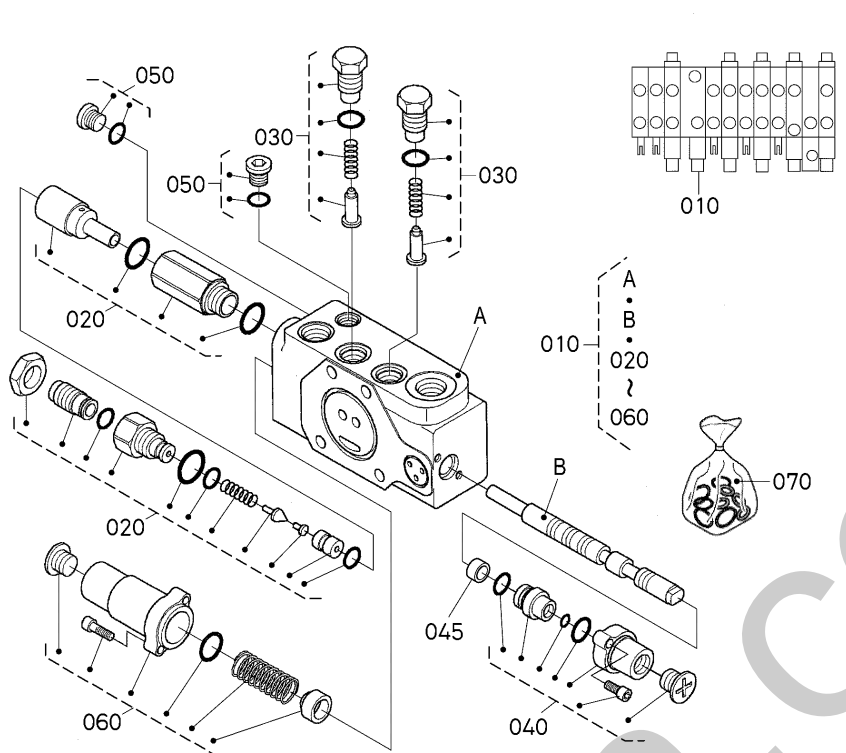
A:U27-4

REF.No. POS.No. BILD-Nr.	PART No. REFERENCE BESTELL-Nr.	PART NAME	DESIGNATION	BEZEICHNUNG	Q'TY/S.No. Q'TE/No.S. STUECK/S.Nr.	I.C. I.C.	REMARKS REMARQUES BEMERKUNGEN
					A		
010	RG158-7040-0	SECTION (SLEW)	SECTION (OSCILLATION)	SEKTION (SCHWENKEN)	1		
020	RG518-7037-0	ASSY CAP	ENS. BOUCHON	GRP. KAPPE	1		
030	RG518-7018-0	ASSY PLUG	ENS. BOUCHON	GRP. STOPFEN	1		
040	RG518-7036-0	ASSY CAP	ENS. BOUCHON	GRP. KAPPE	1		
050	RG058-7121-0	SECTION SEAL KIT	KIT DE JOINTS SECTION	DICHTUNGSSATZ, SEKTION	1		

↔ Interchangeable; ≠ not interchangeable; ← new for old; → old for new

C60204

SECTION (CONFLUENCE)
SECTION DE TIROIR (S/P)
SPULENSEKTION (SCHWUNG)



RH418-097-10

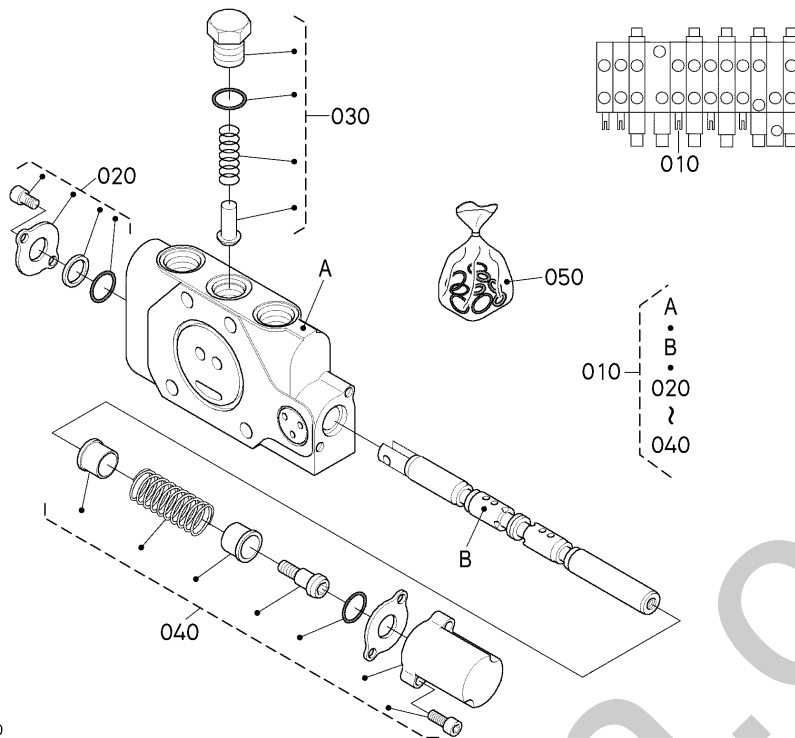
A:U27-4

REF.No. POS.No. BILD-Nr.	PART No. REFERENCE BESTELL-Nr.	PART NAME	DESIGNATION	BEZEICHNUNG	Q'TY/S.No. Q'TE/No.S. STUECK/S.Nr.	I.C. I.C. I.C.	REMARKS REMARQUES BEMERKUNGEN
					A		
010	RG058-7050-0	SECTION (CONFLUENCE)	SECTION (CONFLUENCE)	VERBINDUNGSSEKTION	1		
020	RG038-7008-0	SECTION VALVE	VANNE DE SECTION	NACHSAUGVENTIL	1		
030	RG518-7019-0	ASSY PLUG	ENS. BOUCHON	GRP. STOPFEN	2		
040	RG058-7051-0	KIT PILOT CAP	BOUCHON PILOTE KIT	KIT VORSTEUERUNG	1		
045	RG058-7052-0	SPOOL PLUG	TIRIOR BOUCHON	SPULE STOPFEN	1		
050	RG518-7013-0	ASSY PLUG	ENS. BOUCHON	GRP. STOPFEN	2		
060	RG138-7003-0	KIT SPRING	RESSORT DU KIT	KIT RUECKSTELLUNG	1		
070	RG058-7055-0	SEAL KIT	POCHETTES DE JOINT	DICHTUNGBAUSATZ	1		

↔ Interchangeable; ≠ not Interchangeable; ← new for old; → old for new

C60205

SECTION (SERVICE)
SECTION DE TIROIR (S/P)
SPULENSEKTION (SCHWUNG)



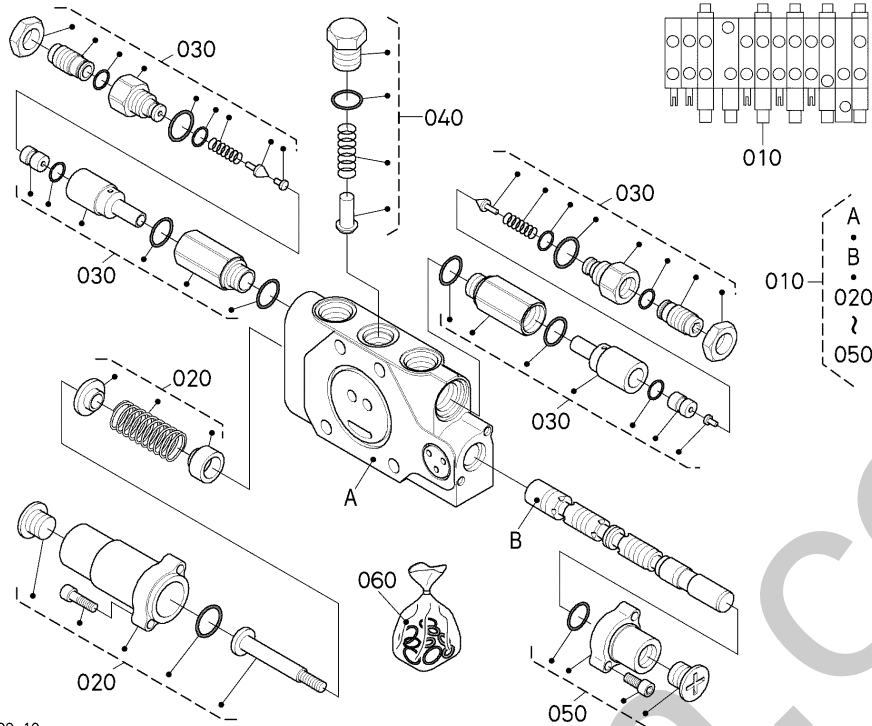
RH418-098-10

A:U27-4

REF.No. POS.No. BILD-Nr.	PART No. REFERENCE BESTELL-Nr.	PART NAME	DESIGNATION	BEZEICHNUNG	Q'TY/S.No. Q'TE/No.S. STUECK/S.Nr.	I.C. I.C.	REMARKS REMARQUES BEMERKUNGEN
					A		
010	RG058-7060-0	SECTION (AUX)	SECTION (AUX)	SEKTION (AUX)	1		
020	RG518-7034-0	ASSY COVER	ENS. COUVERCLE	GRP. ABDECKUNG	1		
030	RG518-7018-0	ASSY PLUG	ENS. BOUCHON	GRP. STOPFEN	1		
040	RG518-7039-0	ASSY CAP	ENS. BOUCHON	GRP. KAPPE	1		
050	RG058-7061-0	SECTION SEAL KIT	KIT DE JOINTS SECTION	DICHTUNGSSATZ, SEKTION	1		

↔ Interchangeable; ≠ not interchangeable; ← new for old; → old for new

**C60206 SECTION (ARM)
SECTION DE TIROIR (S/P)
SPULENSEKTION (SCHWUNG)**



RH418-099-10

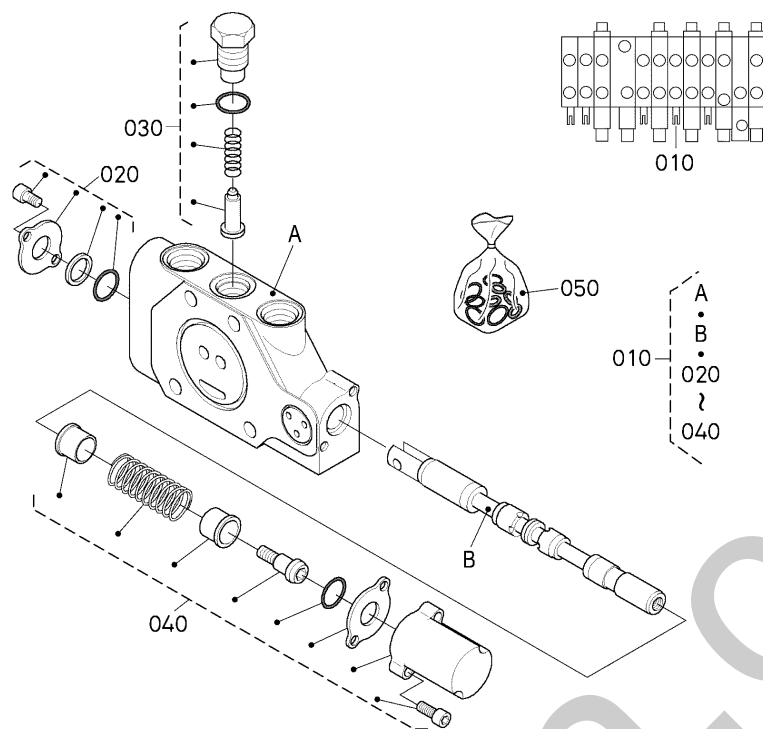
A:U27-4

REF.No. POS.No. BILD-Nr.	PART No. REFERENCE BESTELL-Nr.	PART NAME	DESIGNATION	BEZEICHNUNG	Q'TY/S.No. Q'TE/No.S. STUECK/S.Nr.	I.C.	REMARKS
					A	I.C.	REMARQUES BEMERKUNGEN
010	RG138-7060-0	SECTION (ARM)	SECTION(BRAS)	SEKTION(ARM)	1		
020	RG518-7037-0	ASSY CAP	ENS. BOUCHON	GRP. KAPPE	1		
030	RG448-7002-0	VALVE	SOUPAPE	VENTIL	2		
040	RG518-7018-0	ASSY PLUG	ENS. BOUCHON	GRP. STOPFEN	1		
050	RG518-7036-0	ASSY CAP	ENS. BOUCHON	GRP. KAPPE	1		
060	RG138-7005-0	SECTION SEAL KIT	KIT DE JOINTS SECTI.	DICHTUNGSSATZ SEKTI.	1		

↔ Interchangeable; ≠ not Interchangeable; ← new for old; → old for new

C60207

SECTION (TRAVEL,L)
 SECTION DE TIROIR (S/P)
 SPULENSEKTION (SCHWUNG)



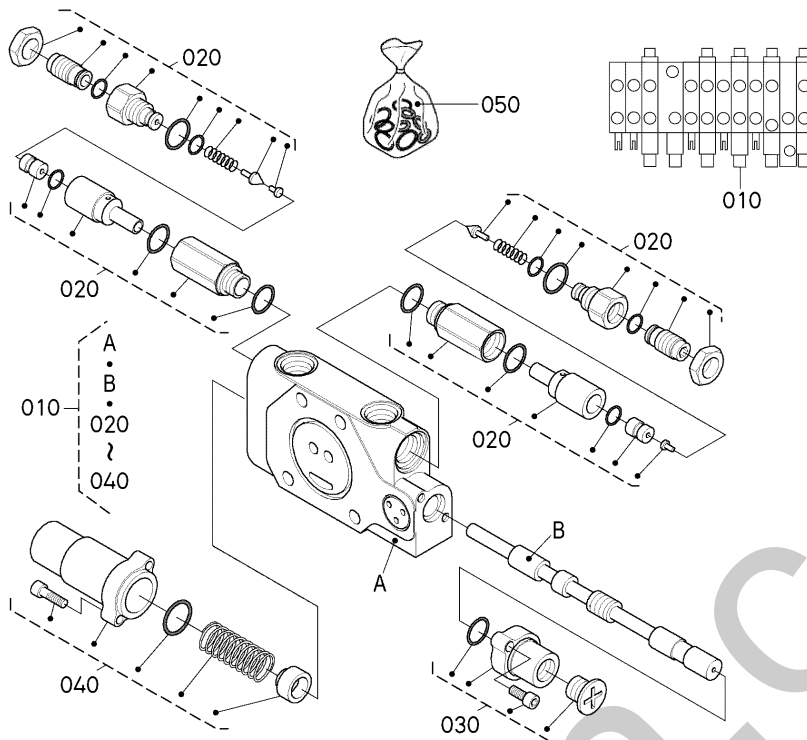
RH418-100-10

A:U27-4

REF.No. POS.No. BILD-Nr.	PART No. REFERENCE BESTELL-Nr.	PART NAME	DESIGNATION	BEZEICHNUNG	Q'TY/S.No.	I.C.	REMARKS
					Q'TE/No.S. STUECK/S.Nr. A		
010	RG138-7070-0	SECTION (TRAVEL,L)	SECTION(DEPLCMT G)	SEKTION(FAHREN L)	1		
020	RG518-7034-0	ASSY COVER	ENS. COUVERCLE	GRP. ABDECKUNG	1		
030	RG518-7019-0	ASSY PLUG	ENS. BOUCHON	GRP. STOPFEN	1		
040	RG038-7013-0	KIT SPRING RETURN	RAPPEL PR RESSORT K	KIT FEDERRUECKSTELL.	1		
050	RG138-7007-0	SECTION SEAL KIT	KIT DE JOINTS SECTI.	DICHUNGSSATZ SEKTI.	1		

↔ Interchangeable; ≠ not Interchangeable; ← new for old; → old for new

C60208 SECTION (INLET)
 SECTION DE TIROIR (S/P)
 SPULENSEKTION (SCHWUNG)



RH418-101-10

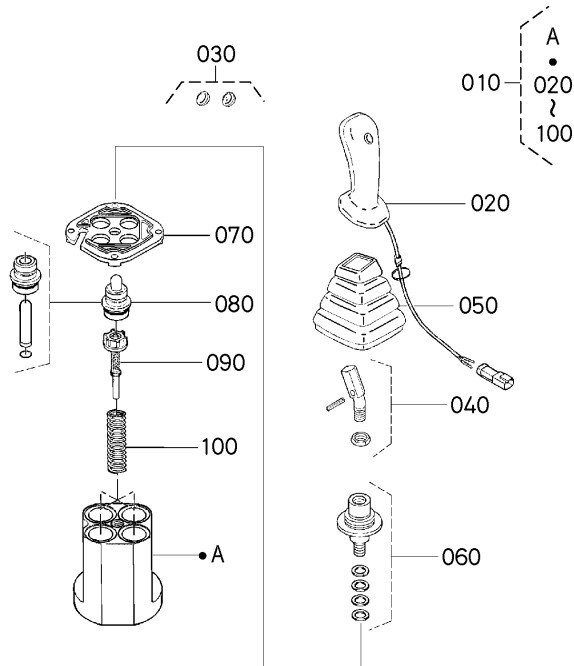
A:U27-4

REF.No. POS.No. BILD-Nr.	PART No. REFERENCE BESTELL-Nr.	PART NAME	DESIGNATION	BEZEICHNUNG	Q'TY/S.No. Q'ITE/No.S. STUECK/S.Nr.	I.C. I.C.	REMARKS REMARQUES BEMERKUNGEN
					A		
010	RG058-7080-0	SECTION (INLET)	SECTION (ADMISSION)	SEKTION (ANSAUGEN)	1		
020	RG448-7001-0	VALVE	SOUPAPE	VENTIL	2		
030	RG518-7036-0	ASSY CAP	ENS. BOUCHON	GRP. KAPPE	1		
040	RG038-7005-0	KIT SPRING RETURN	RAPPEL PR RESSORT K	KIT FEDERRUECKSTELL.	1		
050	RG138-7085-0	KIT SEAL	JEU DE JOINT	DICHTUNGSSATZ	1		

D20100 PILOT VALVE (RH) (COMPONENT PARTS)

SOUPAPE DE PILOTE (PARTIES COMPOSANTES)

VORDUSENVENTIL (EINZEL-TEIL)



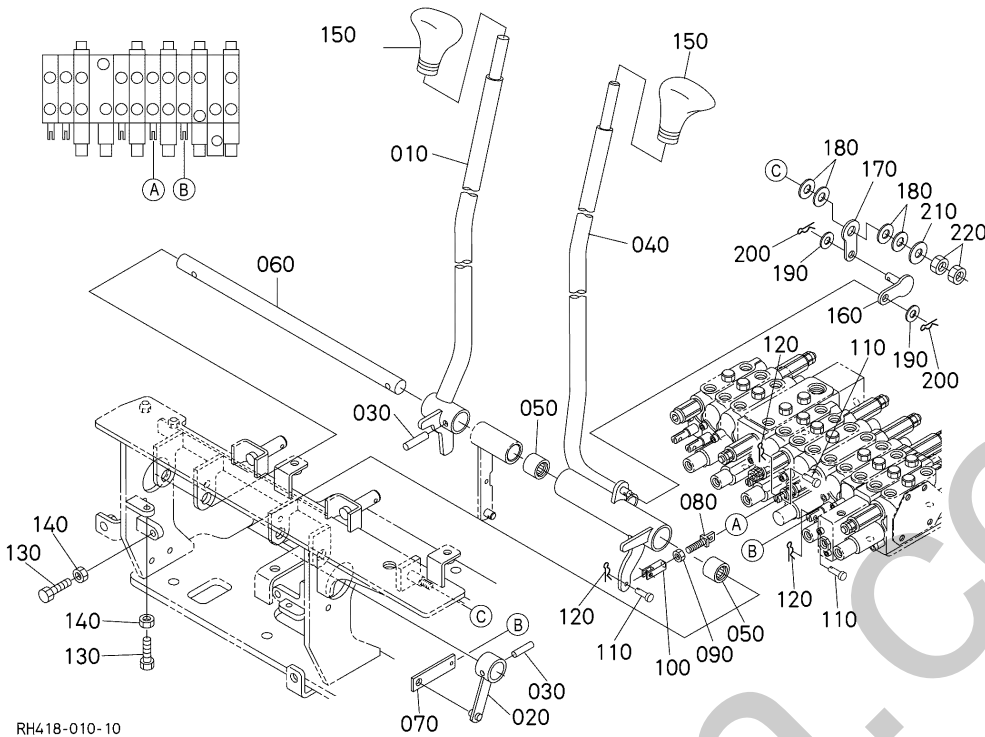
RG158-064-10

A:U27-4

REF.No. POS.No. BILD-Nr.	PART No. REFERENCE BESTELL-Nr.	PART NAME	DESIGNATION	BEZEICHNUNG	Q'TY/S.No. Q'TE/No.S. STUECK/S.Nr.	I.C.	REMARKS REMARQUES BEMERKUNGEN
					A	I.C.	
010	RG138-6172-0	ASSY VALVE,PILOT RH	SOUPAPE(PILOTE D)	VORSTEUERVENTIL REC.	1		
020	RG138-6174-0	HANDLE	POIGNEE	GRIFF	1		
030	RG138-6175-0	PUSH BUTTON,ASSY	BOUTON DE COMMANDE	DRUCKTASTER	1		
040	RG138-6176-0	LEVER,ASSY	LEVIER	GRP. HEBEL	1		
050	RG138-6177-0	RUBBER,BOOT	ENVELOPPE DE CAOUTC.	GUMMIMANSCHETTE	1		
060	RG138-6178-0	CARDAN,ASSY	CARDAN	GRP. KARDANWELLE	1		
070	RG138-6179-0	PLATE,RETAINING	PLAQUE DE RETENUE	SICHERUNGSPLATTE	1		
080	RG138-6181-0	PLUNGER,ASSY	PISTON PLONGEUR	GRP. KOLBEN	4		
090	RG138-6182-0	REGULATION KIT,CURVE	VIS DE REGLAGE	JUSTIERSCHRAUBE	4		
100	RG138-6183-0	SET SPRING,RETURN(4)	ISNT RAPPEL PAR RES.	SET RUECKSTELLFEDER	1		

↔ Interchangeable; ≠ not Interchangeable; ← new for old; → old for new

D30000 CONTROL LEVER (TRAVEL) LEVIER DE COMMANDE (DEPLACEMENT GAUCHE) KONTROLLRAHMEN (FAHREN LS)

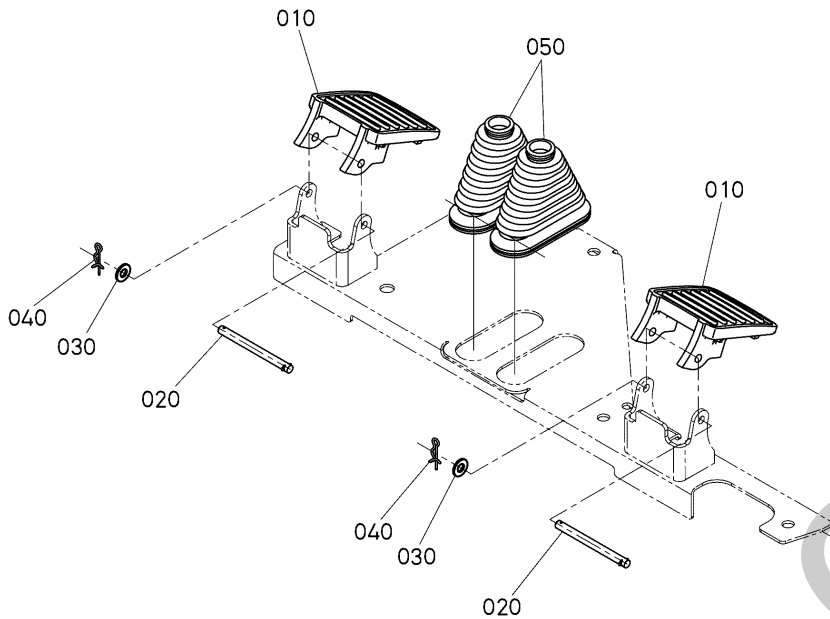


A:U27-4

REF.No. POS.No. BILD-Nr.	PART No. REFERENCE BESTELL-Nr.	PART NAME	DESIGNATION	BEZEICHNUNG	Q'TY/S.No. Q'TE/No.S. STUECK/S.Nr.	I.C.	REMARKS REMARQUES BEMERKUNGEN
					A		
010	RH418-6532-0	LEVER,TRAVEL RH	LEVIER DE COMMAND D.	FAHRBEWEGUNGHEBEL RS	1		
020	RH418-6533-0	LEVER,TRAVEL RH	LEVIER DE COMMAND D.	FAHRBEWEGUNGHEBEL RS	1		
030	05411-00840	PIN,SPRING	GOUPILLE-RESSORT	STIFT	2		
040	RH418-6531-0	LEVER,TRAVEL LH	LEVIER DE COMMAND G.	FAHRBEWEGUNGHEBEL LS	1		
050	RB257-6535-0	BEARING,NEEDLE	ROULEMENT,A AIGUILLES	NADELLAGER	2		
060	RH418-6536-0	SHAFT(TRAVEL)	ARBRE	WELLE	1		
070	RG138-6542-0	LINK,PLATE	BIELLETTE(PLAQUE 2)	VERBINDUNG(PLATTE2)	1		
080	RG158-6539-0	ROD(M8)	TIGE	STANGE	1		
090	02118-50080	HEX.NUT	ECROU	MUTTER	1		
100	RG158-6592-2	LINK	TIRANT	STANGE	1		
110	RP421-6519-0	PIN,JOINT	GOUPILLE	STIFT	2		
120	RA011-6517-0	PIN,SNAP	GOUPILLE BETA	SICHERUNGSTIFT	2		
130	01155-50835	HEX.BOLT	VIS	BOLZEN	4		
140	02114-50080	HEX.NUT	ECROU	MUTTER	4		
150	67156-1833-0	GRIP	POIGNEE	GRIFF	2		
160	RH418-6538-0	LEVER(TRAVEL,DAMPER)	LEVIER	FAHRHEBEL	1		
170	RH418-6539-0	LEVER(TRAVEL,DAMPER)	LEVIER	FAHRHEBEL	1		
180	68721-6574-0	SPRING,PLATE	RONDELLE BELLEVILLE	FEDER-PLATTE	4		
190	04013-50080	WASHER,PLAIN	RONDELLE FREIN	SCHEIBE	2		
200	05525-50800	SNAP PIN	GOUPILLE BETA	SICHERUNGSTIFT	2		
210	04015-50100	WASHER,PLAIN	RONDELLE FREIN	SCHEIBE	1		
220	02014-50060	HEX.NUT	ECROU	MUTTER	2		

↔ Interchangeable; ≠ not Interchangeable; ← new for old; → old for new

D51000 CONTROL PEDAL (SWING)
PEDALE DE BALANCEMENT
SCHWUNGPEDAL

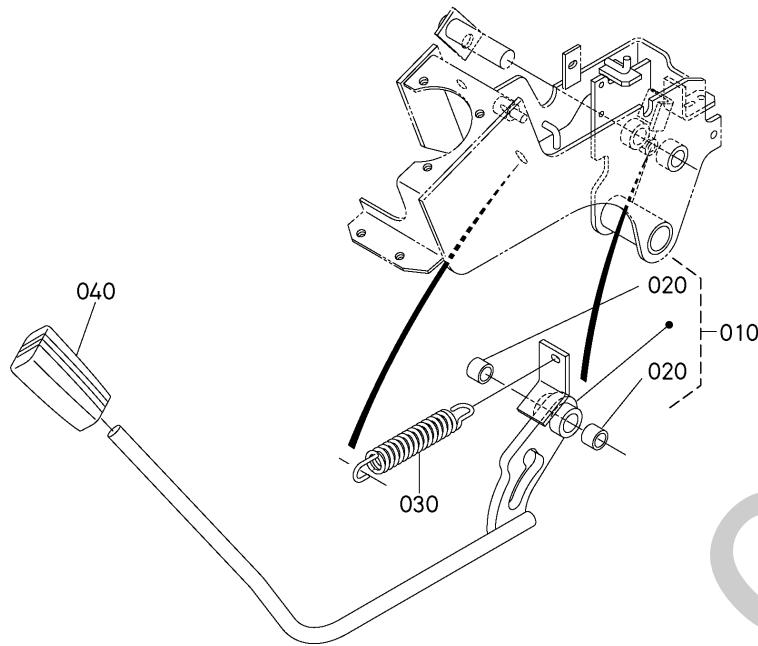


RH418-011-10

A:U27-4

REF.No. POS.No. BILD-Nr.	PART No. REFERENCE BESTELL-Nr.	PART NAME	DESIGNATION	BEZEICHNUNG	Q'TY/S.No. Q'TE/No.S. STUECK/S.Nr. A	I.C. I.C. I.C.	REMARKS REMARQUES BEMERKUNGEN
010	RD451-6556-0	COVER,SWING	COUVERCLE DE MOBILE	SCHWINGDECKEL	2		
020	RD451-6557-0	PIN,SWING COVER	GOUPILLE MOBILE COU.	AUSLOESEDECKELSTIFT	2		
030	04013-50080	WASHER,PLAIN	RONDELLE FREIN	SCHEIBE	2		
040	52300-3412-0	PIN,SNAP	GOUPILLE BETA	SICHERUNGSTIFT	2		
050	RB441-6569-0	RUBBER,BELLOWS	CAOUTCHOUC SOUFFLET	GUMMI,BLASEBALG	2		

D60000 CONTROL LEVER (SAFETY LOCK LEVER) LEVIER DE COMMENDE (LEVIER DE VERROUILLAGE) KONTROLLRAHMEN (HEBEL VON SCHLOSS)



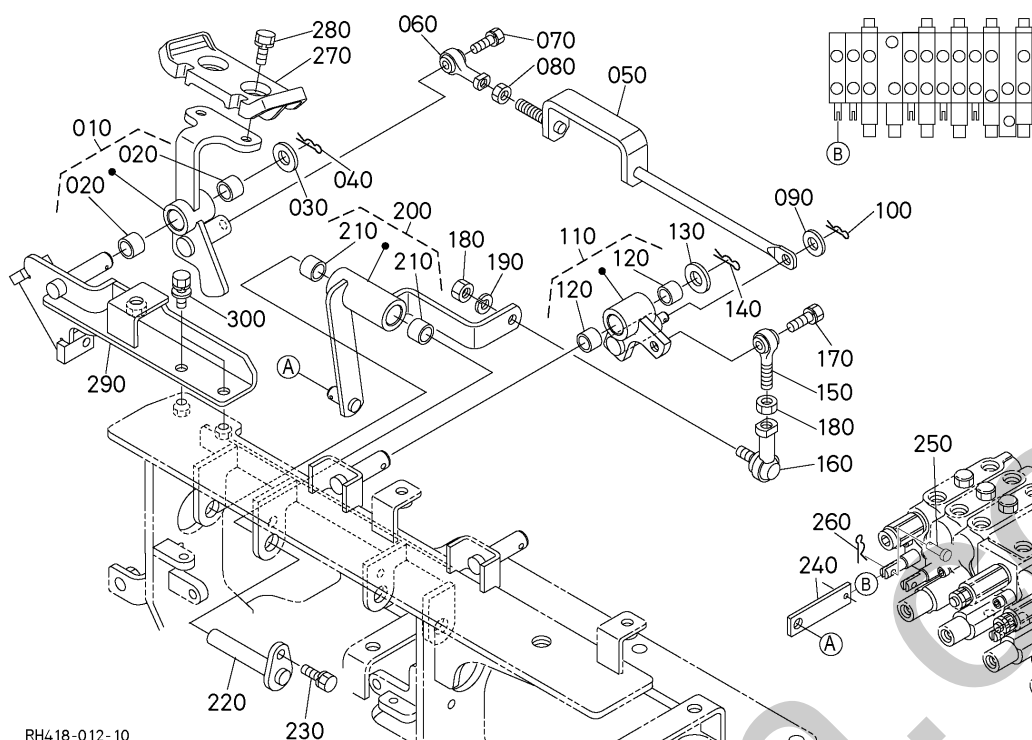
RG158-071-10

A:U27-4

REF.No. POS.No. BILD-Nr.	PART No. REFERENCE BESTELL-Nr.	PART NAME	DESIGNATION	BEZEICHNUNG	Q'TY/S.No.	I.C.	REMARKS
					Q'TE/No.S. STUECK/S.Nr.		
010	RG158-6580-0	ASSY LEVER,LOCK	LEVIER(VERROU)	HEBELARRETIERUNG	1		
020	08511-01610	BUSH	BAGUE	BUCHSE	2		
030	53696-1323-0	SPRING	RESSORT	FEDER	1		
040	RC101-6576-0	GRIP, LEVER	POIGNEE DE LEVIER	GRIFF	1		

↔ Interchangeable; ≠ not Interchangeable; ← new for old; → old for new

CONTROL PEDAL (SWIVEL/SWING CHANGE) D70000 PEDALE DE COMMANDE (PIVOT/BALANCEMENT PEDALE DE CHANGEMENT) KONTROLLPEDAL (DREHEN/SCHWUNG AENDERUNGSPEDAL)



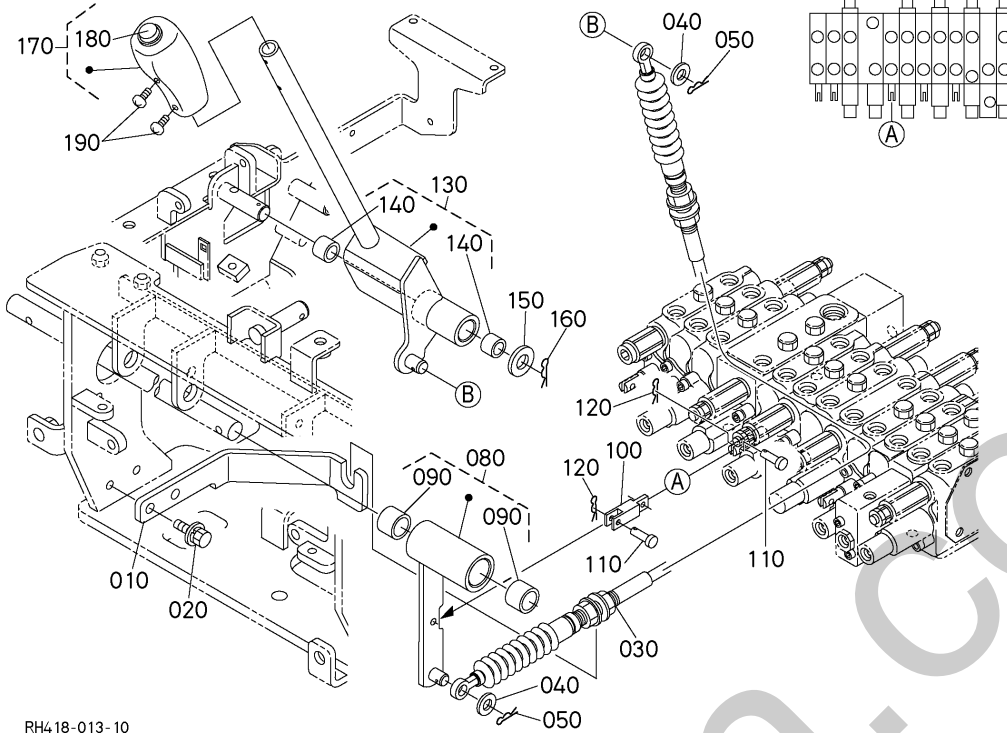
RH418-012-10

A:U27-4

REF.No. POS.No. BILD-Nr.	PART No. REFERENCE BESTELL-Nr.	PART NAME	DESIGNATION	BEZEICHNUNG	Q'TY/S.No. Q'TE/No.S. STUECK/S.Nr. A	I.C. I.C. I.C.	REMARKS REMARQUES BEMERKUNGEN
010	RH418-6540-0	ASSY LEVER,SW-PEDAL	ENS.LEVIER DE PEDAL	GRP. HEBEL(SCHWENKPEDAL)	1		
020	08511-01410	BUSH	BAGUE	BUCHSE	2		
030	04011-50140	WASHER,PLAIN	RONDELLE FREIN	SCHEIBE	1		
040	05525-51400	PIN SNAP	GOUPILLE BETA	SICHERUNGSSTIFT	1		
050	RH418-6546-0	ROD	BIELLETTTE	STANGEN	1		
060	3N640-2422-0	END,ROD RH	ROTULE D.	ENDSTUECKE RS	1		
070	01153-50820	HEX.BOLT	VIS	BOLZEN	1		
080	02114-50080	HEX.NUT	ECROU	MUTTER	1		
090	04013-50080	WASHER,PLAIN	RONDELLE FREIN	SCHEIBE	1		
100	05525-50800	SNAP PIN	GOUPILLE BETA	SICHERUNGSSTIFT	1		
110	RH418-6590-0	ASSY LINK,SWING	ENS.MAILLON	GRP.STANGE	1		
120	08511-01410	BUSH	BAGUE	BUCHSE	2		
130	04011-50140	WASHER,PLAIN	RONDELLE FREIN	SCHEIBE	1		
140	05525-51400	PIN SNAP	GOUPILLE BETA	SICHERUNGSSTIFT	1		
150	3N640-2431-0	SCREW,ROD-END RH	VIS	SCHRAUBE	1		
160	66021-4337-0	SCREW,ROD END	EXTREM BIELLE	SCHRAUBE	1		
170	01153-50820	HEX.BOLT	VIS	BOLZEN	1		
180	02114-50080	HEX.NUT	ECROU	MUTTER	2		
190	04512-50080	WASHER,SPRING LOCK	RONDELLE GROWER	FEDERRING	1		
200	RH418-6520-0	ASSY LINK,SWING	ENS.MAILLON	GRP.STANGE	1		
210	08511-01410	BUSH	BAGUE	BUCHSE	2		
220	RG158-6542-0	SHAFT,SWING	ARBRE	ACHSE	1		
230	01123-50816	BOLT,SEMS	VIS	SCHRAUBE	1		
240	RG138-6542-0	LINK,PLATE	BIELLETTTE(PLAQUE 2)	VERBINDUNG(PLATTE2)	1		
250	RP421-6519-0	PIN,JOINT	GOUPILLE	STIFT	1		
260	RA011-6517-0	PIN,SNAP	GOUPILLE BETA	SICHERUNGSSTIFT	1		
270	RD451-6551-0	PEDAL,SWING	PEDAL DE BALANCEMENT	PEDAL,SCHWUNG	1		
280	01123-50820	BOLT,SEMS	VIS	SCHRAUBE	2		
290	RH418-6549-0	BRACKET(SWING PEDAL)	PALIER	HALTER	1		
300	01125-50825	BOLT,W SEMS	VIS	SCHRAUBE	2		

↔ Interchangeable; ≠ not Interchangeable; ← new for old; → old for new

CONTROL LEVER (BLADE) D80000 LEVIER DE COMMANDE (LAME) KONTROLLRAHMEN (ERDSCHIEBER)

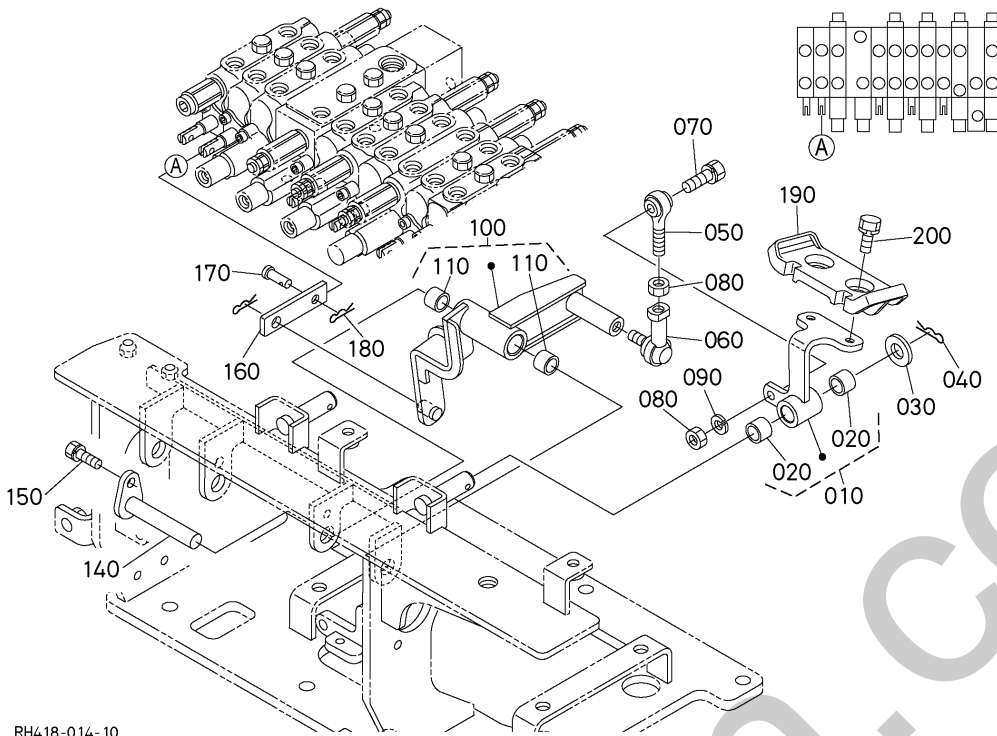


RH418-013-10

A:U27-4

REF.No. POS.No. BILD-Nr.	PART No. REFERENCE BESTELL-Nr.	PART NAME	DESIGNATION	BEZEICHNUNG	Q'TY/S.No. Q'TE/No.S. STUECK/S.Nr. A	I.C. I.C. I.C.	REMARKS REMARQUES BEMERKUNGEN
010	RH418-6572-0	BRACKET(CABLE)	SUPPORT DE CABLE	KABELHALTER	1		
020	01125-50820	BOLT,W SEMS	VIS	BOLZEN	2		
030	RB557-6577-0	CABLE(BLADE)	CABLE DE LAME	PLANIERSCHILD KABEL	1		
040	04013-50100	WASHER,PLAIN	RONDELLE FREIN	SCHEIBE	2		
050	05525-51000	PIN SNAP	GOUPILLE BETA	SICHERUNGSSTIFT	2		
060	----	BLANK	BLANC	LEERE SPALTE	-		
070	----	BLANK	BLANC	LEERE SPALTE	-		
080	RH418-6560-0	ASSY LINK,BLADE	ENS.MAILLON DE LAME	GRP.PLANIER.VERBIND.	1		
090	08511-02010	BUSH	BAGUE	BUCHSE	2		
100	RG158-6538-0	LINK	BIELLETTE	VERBINDUNG	1		
110	RP421-6519-0	PIN,JOINT	GOUPILLE	STIFT	2		
120	RA011-6517-0	PIN,SNAP	GOUPILLE BETA	SICHERUNGSSTIFT	2		
130	RH418-6570-0	ASSY LEVER,BLADE	ENS.LEVIER DE LAME	GRP.PLANIERSCH.HEBEL	1		
140	08511-01615	BUSH	BAGUE	BUCHSE	2		
150	04011-50160	WASHER,PLAIN	RONDELLE FREIN	SCHEIBE	1		
160	05525-51600	PINSNAP	GOUPILLE BETA	SICHERUNGSSTIFT	1		
170	RB237-6575-0	GRIP SPEED UP	POIGNEE	GRIF	1		
180	RB237-6576-0	BUTTON(SW GREEN)	BOUTON	DRUCKKNOPF	1		
190	03054-50406	SCREW,PAN HEAD(PHILL)	VIS	SCHRAUBE	2		

D90000 CONTROL LEVER (S/P)
LEVIER DE COMMANDE (S/P)
KONTROLLHEBEL (S/P)



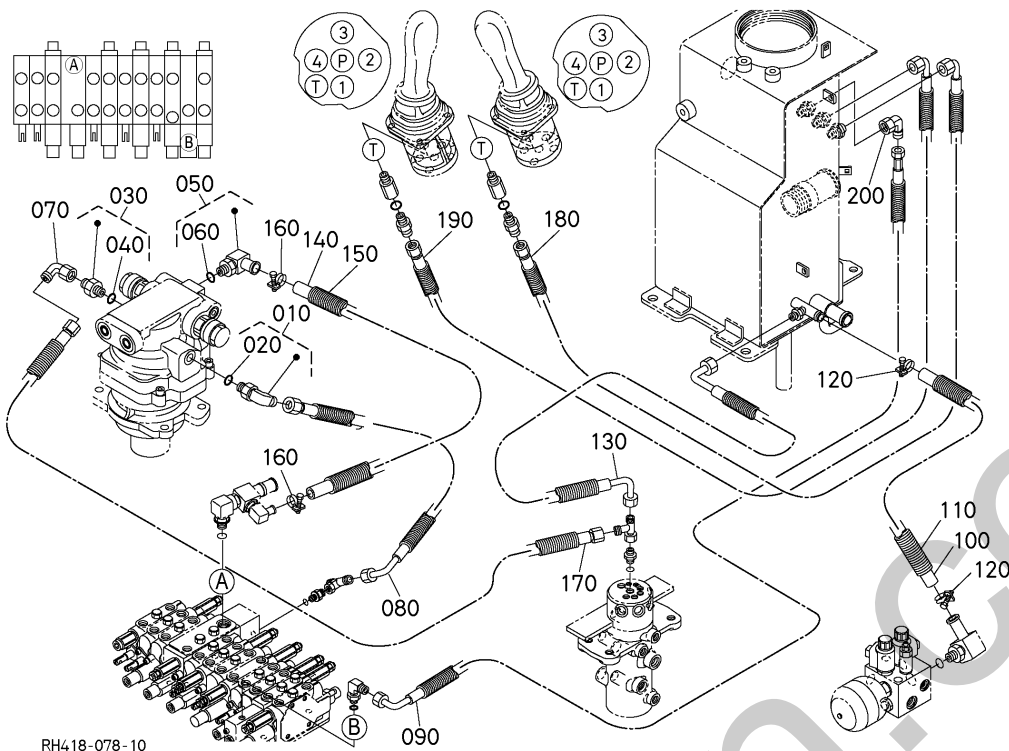
RH418-014-10

A:U27-4

REF.No. POS.No. BILD-Nr.	PART No. REFERENCE BESTELL-Nr.	PART NAME	DESIGNATION	BEZEICHNUNG	Q'TY/S.No. Q'TE/No.S. STUECK/S.Nr. A	I.C. I.C. I.C.	REMARKS REMARQUES BEMERKUNGEN
010	RH418-6550-0	LEVER,ASSY(AUX,PEDAL	LEVIER	HEBEL	1		
020	08511-01410	BUSH	BAGUE	BUCHSE	2		
030	04011-50140	WASHER,PLAIN	RONDELLE FREIN	SCHEIBE	1		
040	05525-51400	PIN,SNAP	GOUPILLE BETA	SICHERUNGSTIFT	1		
050	3N640-2431-0	SCREW,ROD-END RH	VIS	SCHRAUBE	1		
060	66021-4337-0	SCREW,ROD END	EXTREM BIELLE	SCHRAUBE	1		
070	01153-50820	HEX.BOLT	VIS	BOLZEN	1		
080	02114-50080	HEX.NUT	ECROU	MUTTER	2		
090	04512-50080	WASHER,SPRING LOCK	RONDELLE GROWER	FEDERRING	1		
100	RH418-6593-0	LINK,ASSY(AUX)	ENS. BIELLETTE	GRP. VERBINDUNG	1		
110	08511-01410	BUSH	BAGUE	BUCHSE	2		
120	---	BLANK	BLANC	LEERE SPALTE	-		
130	---	BLANK	BLANC	LEERE SPALTE	-		
140	RG158-6542-0	SHAFT,SWING	ARBRE	ACHSE	1		
150	01123-50816	BOLT,SEMS	VIS	SCHRAUBE	1		
160	RG138-6542-0	LINK,PLATE	BIELLETTTE(PLAQUE 2)	VERBINDUNG(PLATTE2)	1		
170	RP421-6519-0	PIN,JOINT	GOUPILLE	STIFT	1		
180	RA011-6517-0	PIN,SNAP	GOUPILLE BETA	SICHERUNGSTIFT	1		
190	RD451-6551-0	PEDAL,SWING	PEDAL DE BALANCEMENT	PEDAL,SCHWUNG	1		
200	01123-50820	BOLT,SEMS	VIS	SCHRAUBE	2		

↔ Interchangeable; ≠ not Interchangeable; ← new for old; → old for new

E00400 OIL PIPING (RETURN) TUBE (RETOUR) OEL LEITUNG (RUECKSTORM)



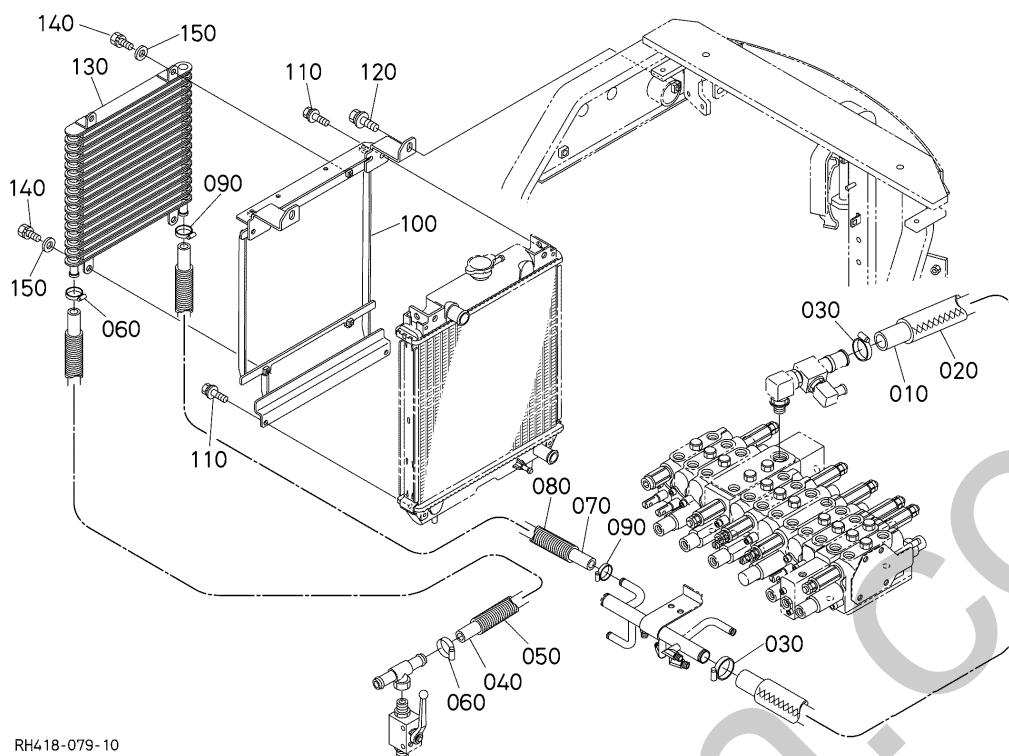
RH418-078-10

A:U27-4

REF.No. POS.No. BILD-Nr.	PART No. REFERENCE BESTELL-Nr.	PART NAME	DESIGNATION	BEZEICHNUNG	Q'TY/S.No. Q'TE/No.S. STUECK/S.Nr.	I.C. I.C.	REMARKS REMARQUES BEMERKUNGEN
					A		
010	69721-9646-0	JOINT,PIPE	RECCORD DE TUYAU	ROHRSCHALTUNG	1		
020	04817-00110	O RING	JOINT TORIQUE	O RING	1		
030	RG208-8619-0	ADAPTER	ADAPTEUR	ZWISCHENSTUECK	1		
040	04817-00140	O RING	JOINT TORIQUE	O RING	1		
050	RB419-9253-0	JOINT,PIPE	RACCORD DE TUYAU	ROHRSCHALTUNG	1		
060	04817-00140	O RING	JOINT TORIQUE	O RING	1		
070	RG208-6318-0	ELBOW PIPE	RACCORD	ADAPTER	1		
080	RH418-6326-0	HOSE, HYDRAULIC	DURITE DE HYDRAULIQUE	SCHLAUCH	1		
090	RH418-6335-0	HOSE, HYDRAULIC	DURITE DE HYDRAULIQUE	SCHLAUCH	1		
100	RH418-6358-0	HOSE, DRAIN	TUYAU PURGE	SCHLAUCH	1		
110	RH418-6359-0	TUBE, PIPE	TUYAU	SCHLAUCH	1		
120	69741-7281-4	HOSE CLAMP 16-25 MM	COLLIER DE DURITE	SCHLAUCHBINDER	2		
130	RH418-6446-0	HOSE, HYDRAULIC	DURITE DE HYDRAULIQUE	SCHLAUCH	1		
140	RH418-6453-0	HOSE (T1->S/M)	TUYAU FLEXIBLE	SCHLAUCH	1		
150	RH418-6455-0	TUBE, PIPE	TUYAU	SCHLAUCH	1		
160	69741-7281-4	HOSE CLAMP 16-25 MM	COLLIER DE DURITE	SCHLAUCHBINDER	2		
170	RH418-6454-0	HOSE, HYDRAULIC	DURITE DE HYDRAULIQUE	SCHLAUCH	1		
180	RH418-6333-0	HOSE, HYDRAULIC	DURITE DE HYDRAULIQUE	SCHLAUCH	1		
190	RH418-6334-0	HOSE, HYDRAULIC	DURITE DE HYDRAULIQUE	SCHLAUCH	1		
200	RG208-6318-0	ELBOW PIPE	RACCORD	ADAPTER	1		

↔ Interchangeable; ≠ not Interchangeable; ← new for old; → old for new

E00600 OIL PIPING (OIL COOLER) TUBE (REFROIDISSEUR) OEL LEITUNG (OELKUEHLER)



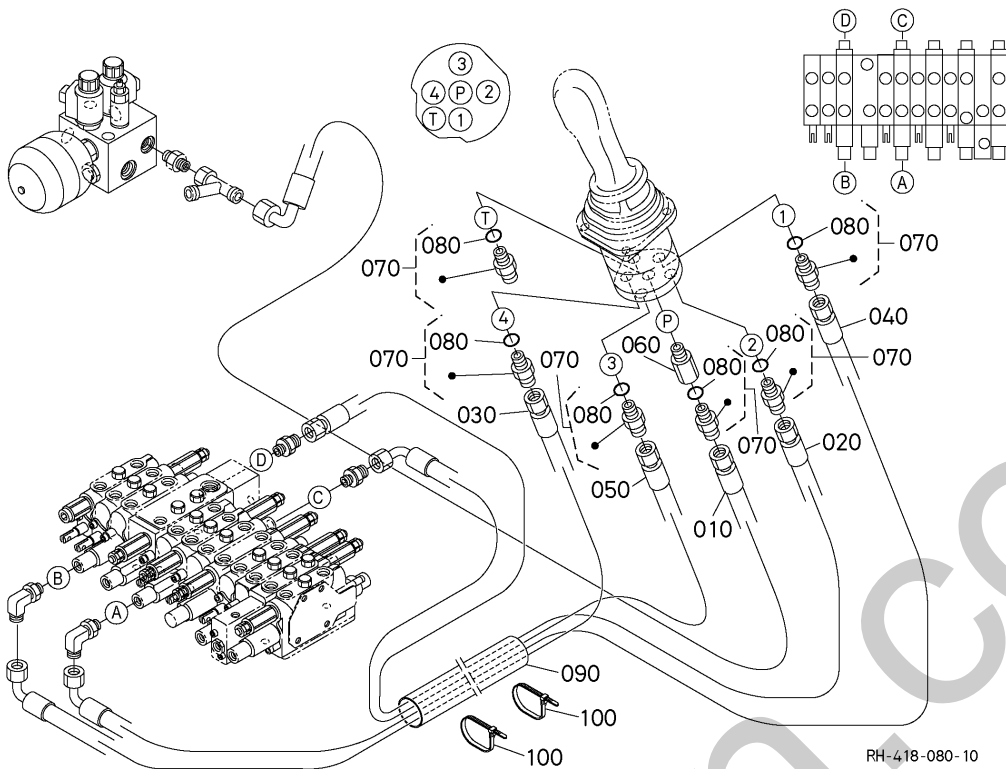
RH418-079-10

A:U27-4

REF.No. POS.No. BILD-Nr.	PART No. REFERENCE BESTELL-Nr.	PART NAME	DESIGNATION	BEZEICHNUNG	Q'TY/S.No. Q'TE/No.S. STUECK/S.Nr. A	I.C. I.C. I.C.	REMARKS REMARQUES BEMERKUNGEN
010	RH418-6353-0	HOSE(T1->O/T)	TUYAU FLEXIBLE	SCHLAUCH	1		
020	RH418-6354-0	COVER,HOSE	COUVERTCLE	DECKEL	1		
030	69741-7282-4	HOSE CLAMP 25-40 MM	COLLIER DE DURITE	SCHLAUCHBINDER	2		
040	RH418-6361-0	HOSE(T/L->O/C)	TUYAU FLEXIBLE	SCHLAUCH	1		
050	RH418-6362-0	TUBE,PIPE	TUYAU	SCHLAUCH	1		
060	69741-7281-4	HOSE CLAMP 16-25 MM	COLLIER DE DURITE	SCHLAUCHBINDER	2		
070	RH418-6366-0	HOSE(O/C->O/T)	TUYAU FLEXIBLE	SCHLAUCH	1		
080	RH418-6367-0	TUBE,PIPE	TUYAU	SCHLAUCH	1		
090	69741-7281-4	HOSE CLAMP 16-25 MM	COLLIER DE DURITE	SCHLAUCHBINDER	2		
100	RH418-4255-0	BRACKET(OIL COOLER)	SUPPORT,REFR.D'HUILE	HALTER	1		
110	01025-50616	BOLT	VIS	BOLZEN	4		
120	01135-51020	BOLT,W SEMS	VIS	SCHRAUBE	2		
130	RH418-6401-0	OILCOOLER(29)	REFROIDISSEUR	OELKUEHLER	1		
140	01023-50616	BOLT,SEMS	VIS	BOLZEN	4		
150	04015-50060	WASHER,PLAIN	RONDELLE FREIN	SCHEIBE	4		

↔ Interchangeable; ≠ not Interchangeable; ← new for old; → old for new

**E10000 OIL PIPING (CONTROL LH)
TUBE (COMMANDE GAUCHE)
OEL LEITUNG (KONTROLL LS)**

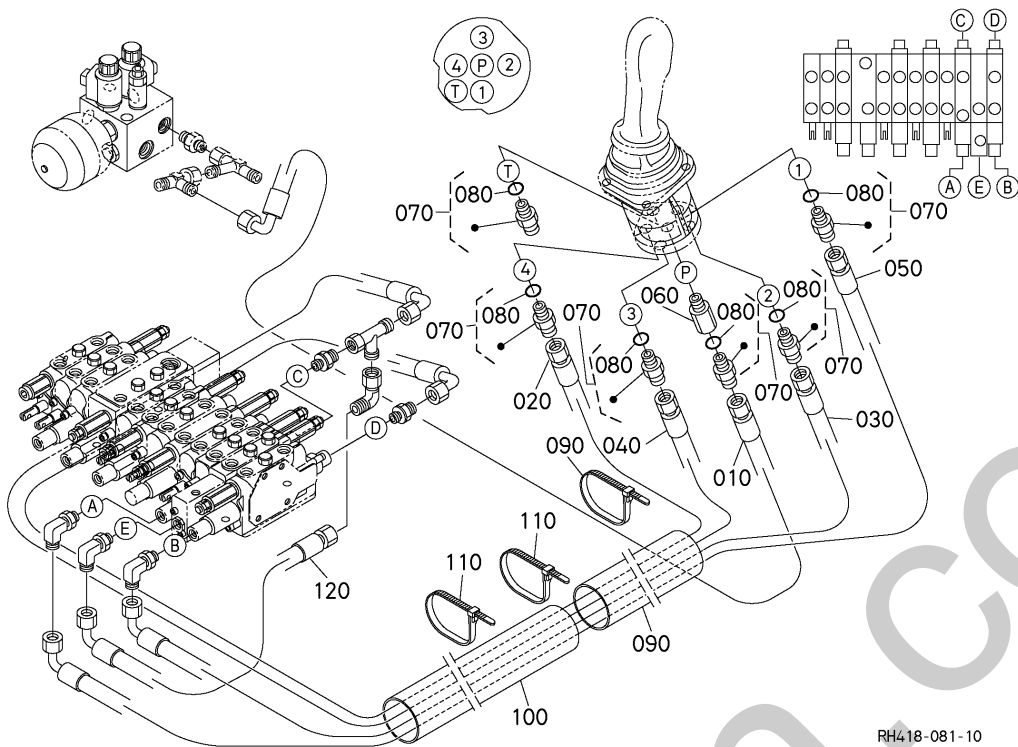


A:U27-4

REF.No. POS.No. BILD-Nr.	PART No. REFERENCE BESTELL-Nr.	PART NAME	DESIGNATION	BEZEICHNUNG	Q'TY/S.No. Q'TE/No.S. STUECK/S.Nr.	I.C. I.C.	REMARKS REMARQUES BEMERKUNGEN
					A		
010	RH418-6331-0	HOSE, HYDRAULIC	DURITE DE HYDRAULIQUE	SCHLAUCH	1		
020	RH418-6345-0	HOSE, HYDRAULIC	DURITE DE HYDRAULIQUE	SCHLAUCH	1		
030	RH418-6346-0	HOSE, HYDRAULIC	DURITE DE HYDRAULIQUE	SCHLAUCH	1		
040	RH418-6342-0	HOSE, HYDRAULIC	DURITE DE HYDRAULIQUE	SCHLAUCH	1		
050	RH418-6341-0	HOSE, HYDRAULIC	DURITE DE HYDRAULIQUE	SCHLAUCH	1		
060	69778-9671-0	ADAPTER	ADAPTATEUR	ADAPTER	1		
070	RG208-8616-0	ADAPTER	RACCORD	ADAPTER	6		
080	04817-00110	O RING	JOINT TORIQUE	O RING	6		
090	RG158-6397-3	COVER	COUVERCLE DE PILOTE	DECKEL	1		
100	69481-4126-0	CABLE TIES	LIGATURE DE CABLES	KABELBINDER	3		

↔ Interchangeable; ≠ not Interchangeable; ← new for old; → old for new

OIL PIPING (CONTROL RH)
E10200 TUBE (COMMANDE DROITE)
OEL LEITUNG (KONTROLL RS)



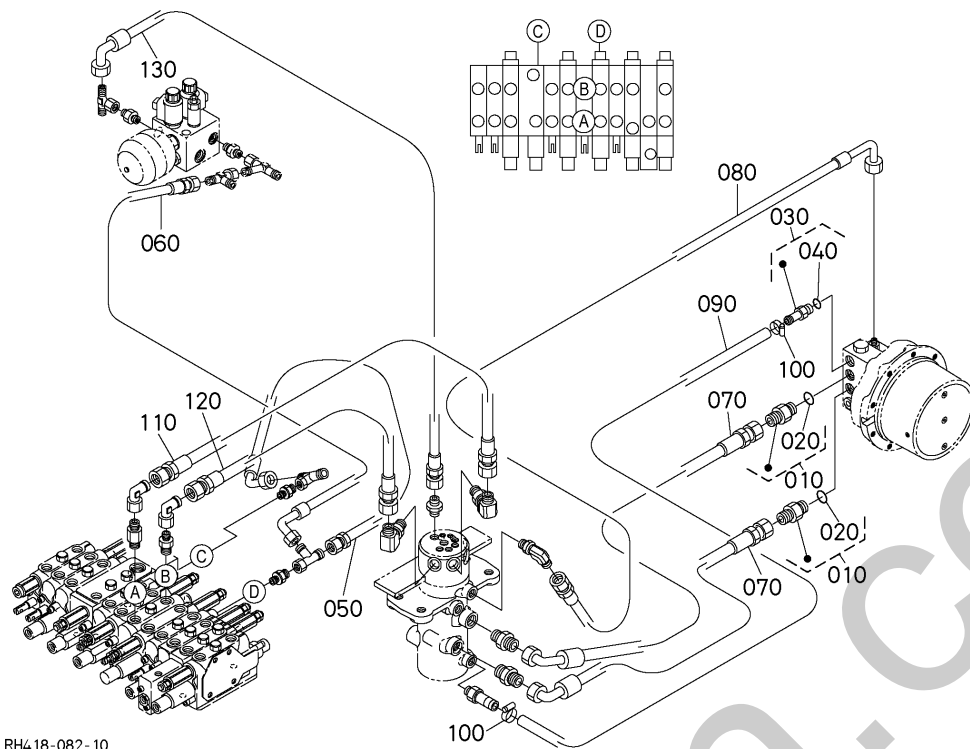
RH418-081-10

A:U27-4

REF.No. POS.No. BILD-Nr.	PART No. REFERENCE BESTELL-Nr.	PART NAME	DESIGNATION	BEZEICHNUNG	Q'TY/S.No. Q'TE/No.S. STUECK/S.Nr.	I.C.	REMARKS REMARQUES BEMERKUNGEN
					A		
010	RH418-6332-0	HOSE, HYDRAULIC	DURITE DE HYDRAULIQUE	SCHLAUCH	1		
020	RH418-6347-0	HOSE, HYDRAULIC	DURITE DE HYDRAULIQUE	SCHLAUCH	1		
030	RH418-6348-0	HOSE, HYDRAULIC	DURITE DE HYDRAULIQUE	SCHLAUCH	1		
040	RH418-6343-0	HOSE, HYDRAULIC	DURITE DE HYDRAULIQUE	SCHLAUCH	1		
050	RH418-6344-0	HOSE, HYDRAULIC	DURITE DE HYDRAULIQUE	SCHLAUCH	1		
060	69778-9671-0	ADAPTER	ADAPTATEUR	ADAPTER	1		
070	RG208-8616-0	ADAPTER	RACCORD	ADAPTER	6		
080	04817-00110	O RING	JOINT TORIQUE	O RING	6		
090	RG158-6395-0	COVER, PILOT HOSE	COUVERCLE	DECKEL	1		
100	RH418-6395-0	COVER, PILOT HOSE	COUVERCLE DE PILOTE	DECKEL	1		
110	69481-4126-0	CABLE TIES	LIGATURE DE CABLES	KABELBINDER	4		
120	RH418-6349-0	HOSE, HYDRAULIC	DURITE DE HYDRAULIQUE	SCHLAUCH	1		

↔ Interchangeable; ≠ not Interchangeable; ← new for old; → old for new

E20000 OIL PIPING (TRAVEL LH)
TUBE (DEPLACEMENT GAUCHE)
OEL LEITUNG (FAHREN LS)



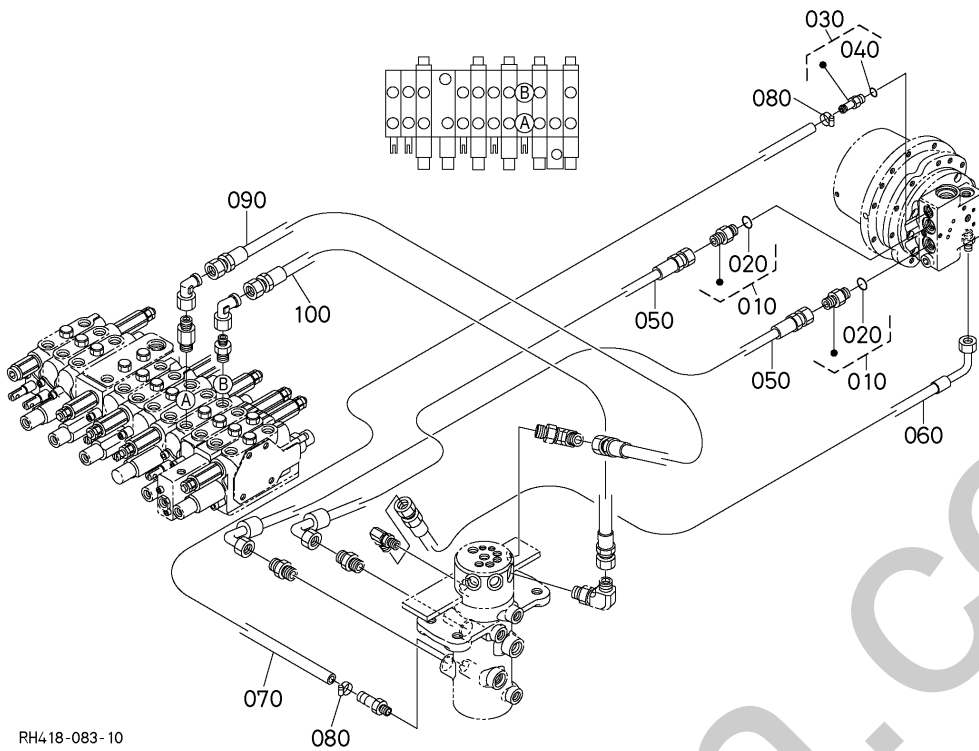
RH418-082-10

A:U27-4

REF.No. POS.No. BILD-Nr.	PART No. REFERENCE BESTELL-Nr.	PART NAME	DESIGNATION	BEZEICHNUNG	Q'TY/S.No. Q'TE/No.S. STUECK/S.Nr.	I.C.	REMARKS REMARQUES BEMERKUNGEN
					A		
010	69441-6838-0	ADAPTER	ADAPTEUR	ADAPTER	2		
020	04817-00140	O RING	JOINT TORIQUE	O RING	2		
030	RG108-6397-0	O-JOINT STRAIGHT	ADAPTEUR	ADAPTER	1		
040	04817-00110	O RING	JOINT TORIQUE	O RING	1		
050	RH418-6328-0	HOSE, HYDRAULIC	DURITE DE HYDRAULIQUE	SCHLAUCH	1		
060	RH418-6329-0	HOSE, HYDRAULIC	DURITE DE HYDRAULIQUE	SCHLAUCH	1		
070	RG248-6371-0	HOSE, HYDRAULIC	FLEXIBLE HYDRAULIQUE	HYDRAULIKSCHLAUCH	2		
080	RG248-6372-0	HOSE, HYDRAULIC	FLEXIBLE HYDRAULIQUE	HYDRAULIKSCHLAUCH	1		
090	RG448-6373-0	HOSE, DRAIN	TUYAU	SCHLAUCH	1		
100	69481-1116-3	HOSE CLAMP 12-20 MM (22/9)	COLLIER DE DURITE	SCHLAUCHBINDER	2		
110	RH418-6443-0	HOSE, HYDRAULIC	DURITE DE HYDRAULIQUE	SCHLAUCH	1		
120	RH418-6444-0	HOSE, HYDRAULIC	DURITE DE HYDRAULIQUE	SCHLAUCH	1		
130	RH418-6445-0	HOSE, HYDRAULIC	DURITE DE HYDRAULIQUE	SCHLAUCH	1		

↔ Interchangeable; ≠ not interchangeable; ← new for old; → old for new

E20200 OIL PIPING (TRAVEL RH) TUBE (DEPLACEMENT DROITE) OEL LEITUNG (FAHREN RS)



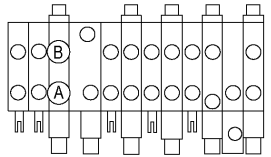
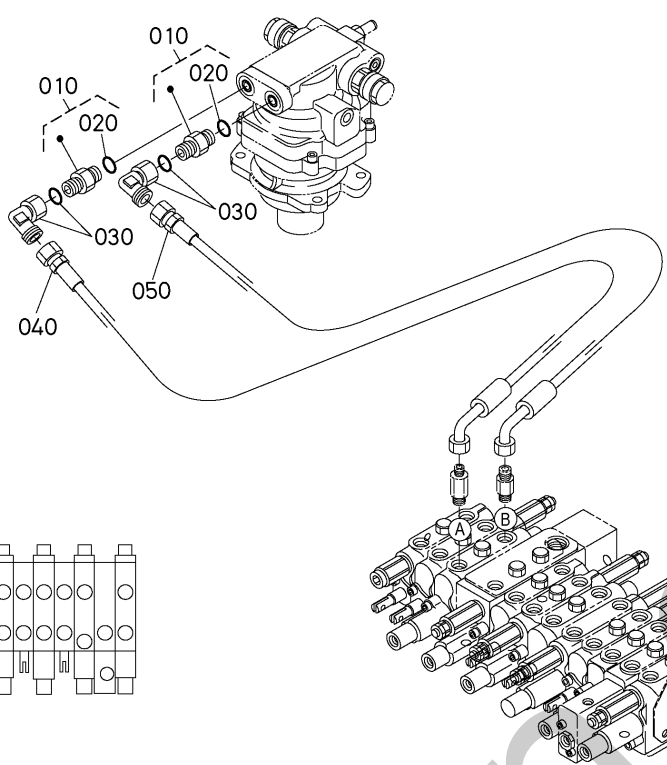
RH418-083-10

A:U27-4

REF.No. POS.No. BILD-Nr.	PART No. REFERENCE BESTELL-Nr.	PART NAME	DESIGNATION	BEZEICHNUNG	Q'TY/S.No.	I.C.	REMARKS
					Q'TE/No.S. STUECK/S.Nr.		
					A	I.C.	BEMERKUNGEN
010	69441-6838-0	ADAPTER	ADAPTEUR	ADAPTER	2		
020	04817-00140	O RING	JOINT TORIQUE	O RING	2		
030	RG108-6397-0	O-JOINT STRAIGHT	ADAPTEUR	ADAPTER	1		
040	04817-00110	O RING	JOINT TORIQUE	O RING	1		
050	RG248-6371-0	HOSE, HYDRAULIC	FLEXIBLE HYDRAULIQUE	HYDRAULIKSCHLAUCH	2		
060	RG248-6372-0	HOSE, HYDRAULIC	FLEXIBLE HYDRAULIQUE	HYDRAULIKSCHLAUCH	1		
070	RG448-6373-0	HOSE, DRAIN	TUYAU	SCHLAUCH	1		
080	69481-1116-3	HOSE CLAMP 12-20 MM (22/9)	COLLIER DE DURITE	SCHLAUCHBINDER	2		
090	RH418-6441-0	HOSE, HYDRAULIC	DURITE DE HYDRAULIQUE	SCHLAUCH	1		
100	RH418-6442-0	HOSE, HYDRAULIC	DURITE DE HYDRAULIQUE	SCHLAUCH	1		

↔ Interchangeable; ≠ not Interchangeable; ← new for old; → old for new

E20400 OIL PIPING (SWIVEL)
TUBE (PIVOT)
OEL LEITUNG (DREHEN)

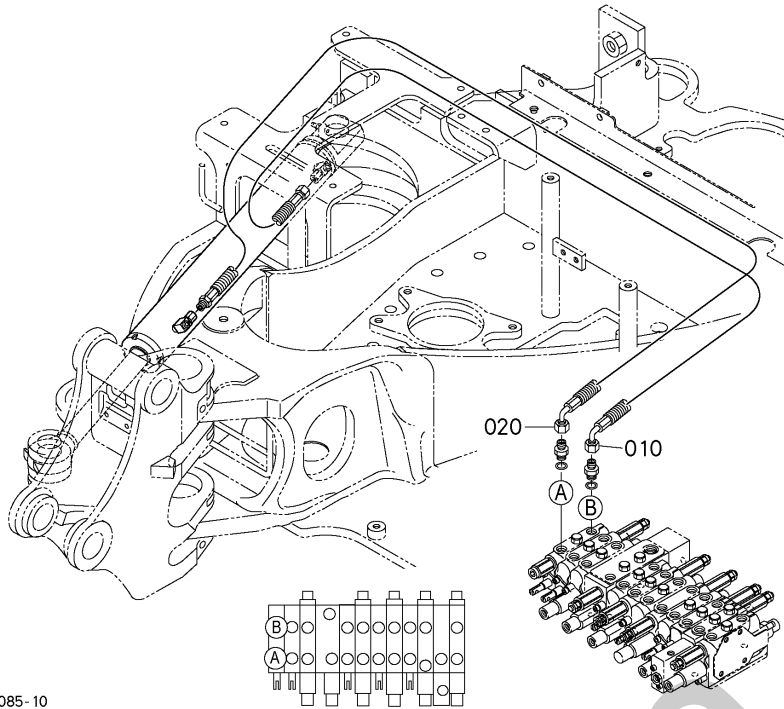


RH418-084-10

A:U27-4

REF.No. POS.No. BILD-Nr.	PART No. REFERENCE BESTELL-Nr.	PART NAME	DESIGNATION	BEZEICHNUNG	Q'TY/S.No. Q'TE/No.S. STUECK/S.Nr. A	I.C. I.C. I.C.	REMARKS REMARQUES BEMERKUNGEN
010	69441-6838-0	ADAPTER	ADAPTEUR	ADAPTER	2		
020	04817-00140	O RING	JOINT TORIQUE	O RING	2		
030	RG208-8602-0	ADAPTER	RACCORD	ADAPTER	2		
040	RH418-6452-0	HOSE,HYDRAULIC	DURITE DE HYDRAULIQUE	SCHLAUCH	1		
050	RH418-6451-0	HOSE,HYDRAULIC	DURITE DE HYDRAULIQUE	SCHLAUCH	1		

E30000 OIL PIPING (SWING) TUBE (BALANCEMENT) OEL LEITUNG (SCHWUNG)

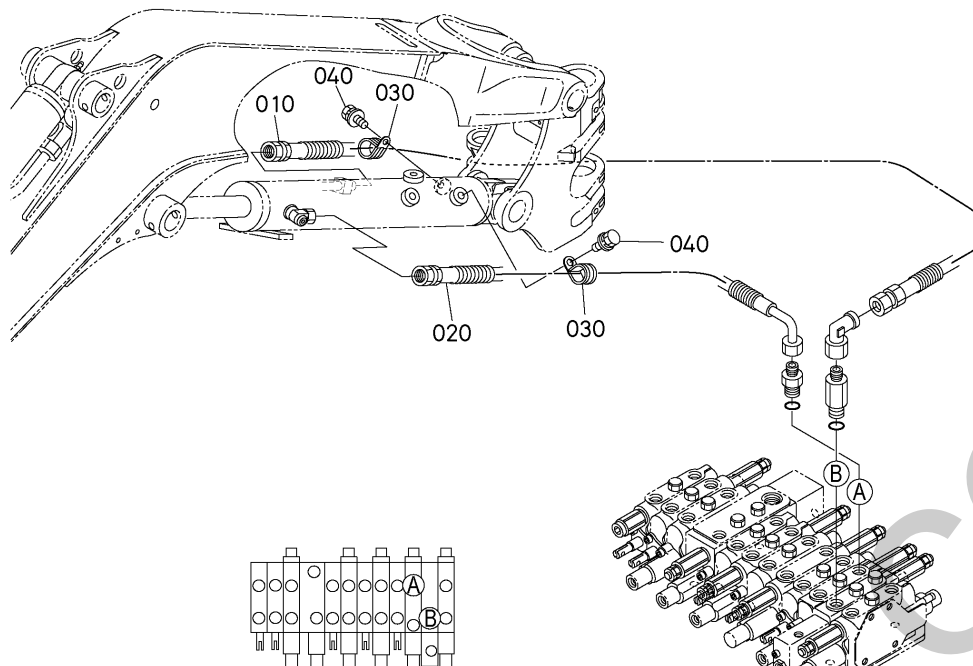


RH418-085-10

A:U27-4

REF.No. POS.No. BILD-Nr.	PART No. REFERENCE BESTELL-Nr.	PART NAME	DESIGNATION	BEZEICHNUNG	Q'TY/S.No. Q'TE/No.S. STUECK/S.Nr. A	I.C. I.C. I.C.	REMARKS REMARQUES BEMERKUNGEN
010	RH418-6461-0	HOSE, HYDRAULIC	DURITE DE HYDRAULIQUE	SCHLAUCH	1		
020	RH418-6462-0	HOSE, HYDRAULIC	DURITE DE HYDRAULIQUE	SCHLAUCH	1		

E30400 OIL PIPING (BOOM) TUBE (FLECH) OEL LEITUNG (AUSLEGER)



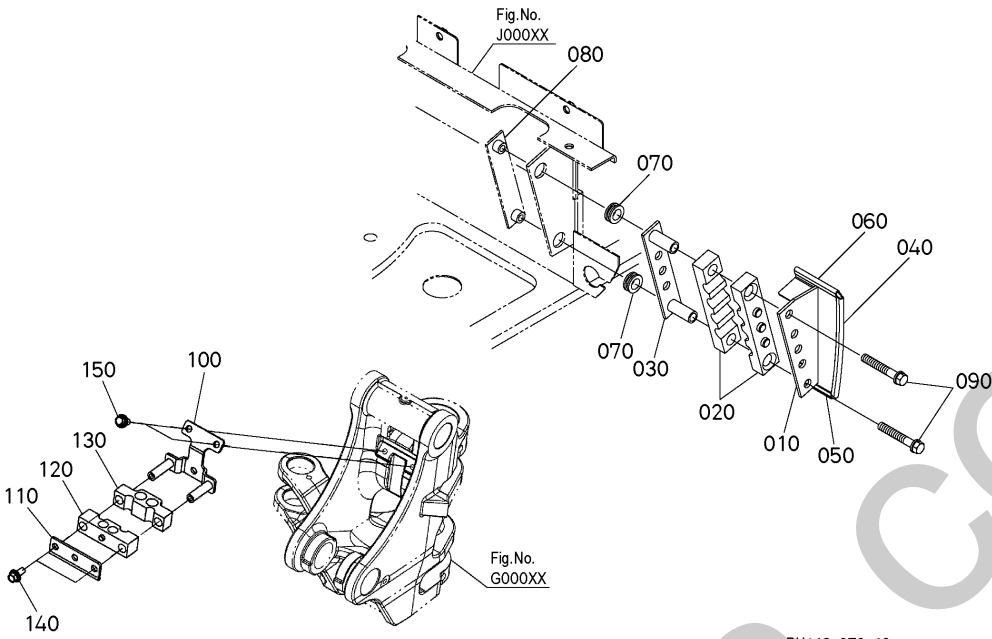
RH418-087-10

A:U27-4

REF.No. POS.No. BILD-Nr.	PART No. REFERENCE BESTELL-Nr.	PART NAME	DESIGNATION	BEZEICHNUNG	Q'TY/S.No. Q'TE/No.S. STUECK/S.Nr.	I.C. I.C. I.C.	REMARKS REMARQUES BEMERKUNGEN
					A		
010	RH418-6416-0	HOSE, HYDRAULIC	DURITE DE HYDRAULIQUE	SCHLAUCH	1		
020	RH418-6417-0	HOSE, HYDRAULIC	DURITE DE HYDRAULIQUE	SCHLAUCH	1		
030	RH418-6766-0	CLAMP, HOSE	COLLIER DE DURITE	SCHLAUCHBINDER	2		
040	01125-50816	BOLT, W SEMS	VIS	BOLZEN	2		

↔ Interchangeable; ≠ not Interchangeable; ← new for old; → old for new

**E70000 OIL PIPING (CLAMP)
TUBE (ATTACHE)
OEL LEITUNG (KLAMMER)**

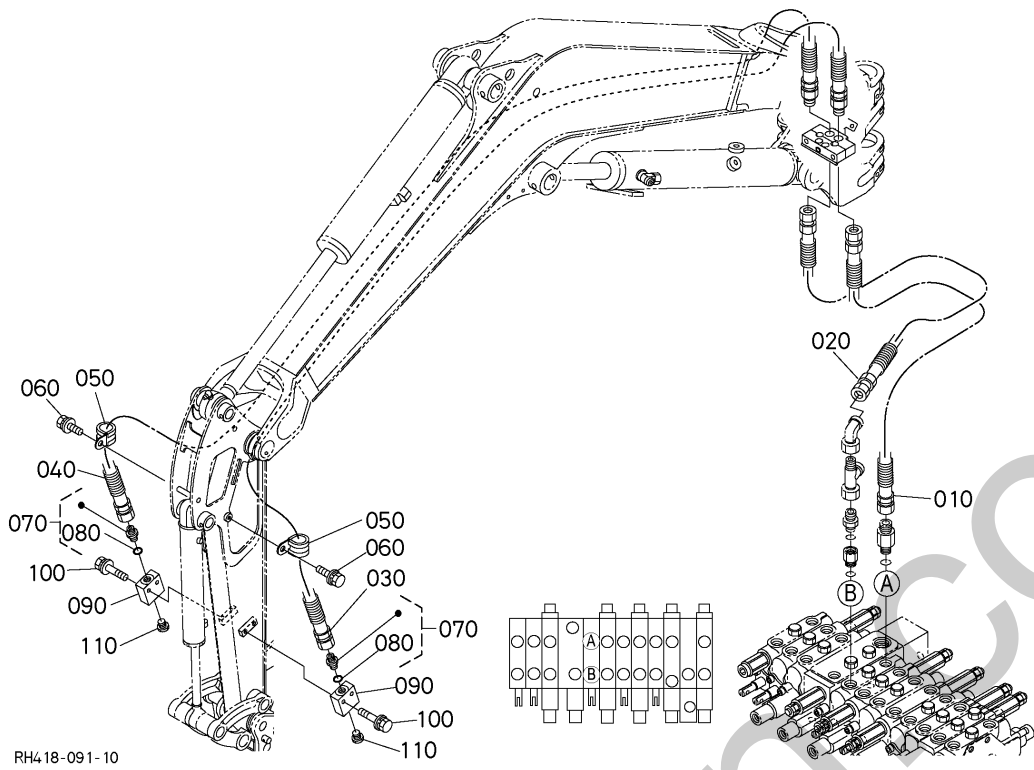


RH418-070-10

A:U27-4

REF.No. POS.No. BILD-Nr.	PART No. REFERENCE BESTELL-Nr.	PART NAME	DESIGNATION	BEZEICHNUNG	Q'TY/S.No. Q'ITE/No.S. STUECK/S.Nr.	I.C. I.C. I.C.	REMARKS REMARQUES BEMERKUNGEN
					A		
010	RH418-6492-0	PLATE,DELIVERY	PLAQUE	PLATTE	1		
020	RH418-6491-0	CUSHION(HOSE)	COUSSIN	KISSEN	2		
030	RH418-6493-0	PLATE,DELIVERY	PLAQUE	PLATTE	1		
040	RG516-5319-0	TRIM	EQUILIBRAGE	KANTENSCHUTZ	1		
050	RH418-6496-0	RUBBER,SEALING	CAOUTCHOUC JOINT	GUMMIABDICHUNG	1		
060	RG158-5339-0	SEAL RUBBER	JOINT EN CAOUTCHOUC	GUMMIDICHUNG	1		
070	68551-5125-0	CUSHION	COUSSIN	KISSEN	2		
080	RH418-6494-0	PLATE,DELIVERY	PLAQUE	PLATTE	1		
090	01133-51065	BOLT,SEMS	VIS	BOLZEN	2		
100	RH418-6857-0	CLAMP(1,FRONT HOSE)	ATTACHE	SCHLAUCHSCHELLE	1		
110	RH418-6858-0	CLAMP(2,FRONT HOSE)	ATTACHE	SCHLAUCHSCHELLE	1		
120	RH418-6853-0	CUSHION(1,FRONT HOSE)	COUSSINET	DÄMPFER	1		
130	RH418-6854-0	CUSHION(2,FRONT HOSE)	COUSSINET	DÄMPFER	1		
140	01135-51025	BOLT,W SEMS	VIS	SCHRAUBE	2		
150	01135-51025	BOLT,W SEMS	VIS	SCHRAUBE	2		

E80000 OIL PIPING (S/P)
TUBE (S/P)
OEL LEITUNG (S/P)

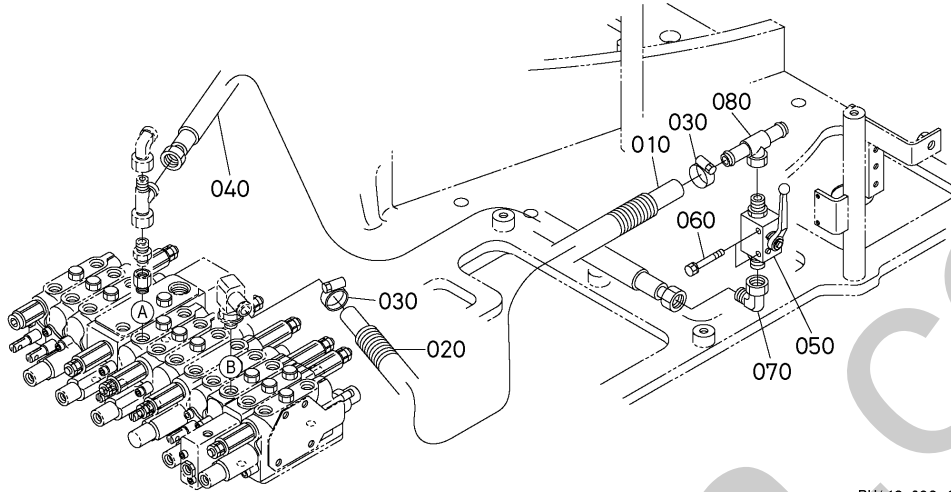
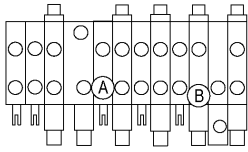


A:U27-4

REF.No. POS.No. BILD-Nr.	PART No. REFERENCE BESTELL-Nr.	PART NAME	DESIGNATION	BEZEICHNUNG	Q'TY/S.No. Q'TE/No.S. STUECK/S.Nr.	I.C. I.C.	REMARKS REMARQUES BEMERKUNGEN
					A		
010	RH418-9231-0	HOSE,HYDRAULIC	DURITE DE HYDRAULIQUE	SCHLAUCH	1		
020	RH418-9232-0	HOSE,HYDRAULIC	DURITE DE HYDRAULIQUE	SCHLAUCH	1		
030	RH418-9233-0	HOSE,HYDRAULIC	DURITE DE HYDRAULIQUE	SCHLAUCH	1		
040	RH418-9234-0	HOSE,HYDRAULIC	DURITE DE HYDRAULIQUE	SCHLAUCH	1		
050	RG648-6766-0	CLAMP,HOSE	COLLIER DE DURITE	SCHLAUCHBINDER	2		
060	01125-50816	BOLT,W SEMS	VIS	BOLZEN	2		
070	RG208-8634-0	O-ADAPTER	ADAPTEUR	ZWISCHENSTUECK	2		
080	RG208-8654-0	O-RING	JOINT TORIQUE	O RING	2		
090	RH418-9297-0	ADAPTER(AUX)	RACCORD	ADAPTER	2		
100	01133-51040	BOLT,SEMS	VIS	BOLZEN	2		
110	RG208-8609-0	PLUG	BOUCHON	STOPFEN	2		

↔ Interchangeable; ≠ not Interchangeable; ← new for old; → old for new

E82000 OIL PIPING (THIRD LINE HYDRAULIC RETURN) TUBE (RETOUR DIRECT AU RESERVOIR HYDRAULIQUE) OEL LEITUNG (DRITTE RUECKLAUFLEITUNG)

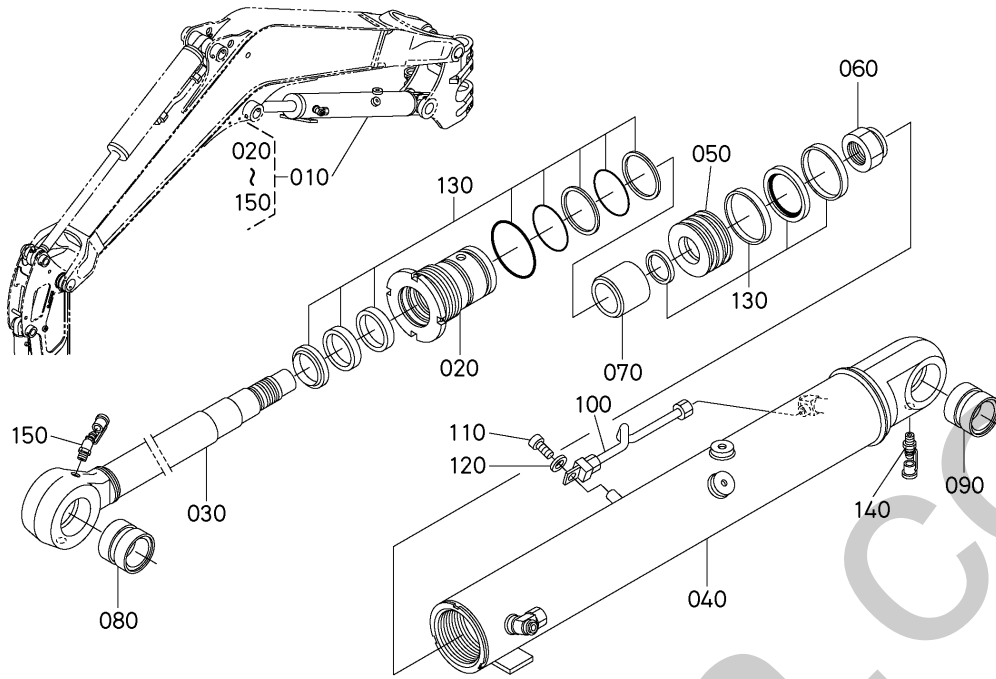


RH418-092-10

A:U27-4

REF.No. POS.No. BILL-Nr.	PART No. REFERENCE BESTELL-Nr.	PART NAME	DESIGNATION	BEZEICHNUNG	QTY/S.No. Q'TE/No.S. STUECK/S.Nr.	I.C. I.C.	REMARKS REMARQUES BEMERKUNGEN
					A		
010	RH418-6363-0	HOSE(T2->T/L)	TUYAU FLEXIBLE	SCHLAUCH	1		
020	RH418-6364-0	TUBE,PIPE	TUYAU	SCHLAUCH	1		
030	69741-7281-4	HOSE CLAMP 16-25 MM	COLLIER DE DURITE	SCHLAUCHBINDER	2		
040	RH418-6369-0	HOSE, HYDRAULIC	DURITE DE HYDRAULIQUE	SCHLAUCH	1		
050	RH418-9640-0	VALVE, ASSY	ENS.SOUPAPE	GRP. VENTIL	1		
060	RD418-9642-0	BOLT	VIS	BOLZEN	2		
070	RG208-8617-0	ADAPTER	ADAPTATEUR	ZWISCHENSTUECK	1		
080	RG008-8674-0	SAMMELADAPTER 15L NU	RACCORD	T-STUCK	1		

F00000 BOOM CYLINDER AND COMPONENT PARTS FLECHE CYLINDRE AUSLEGERZYLINDER



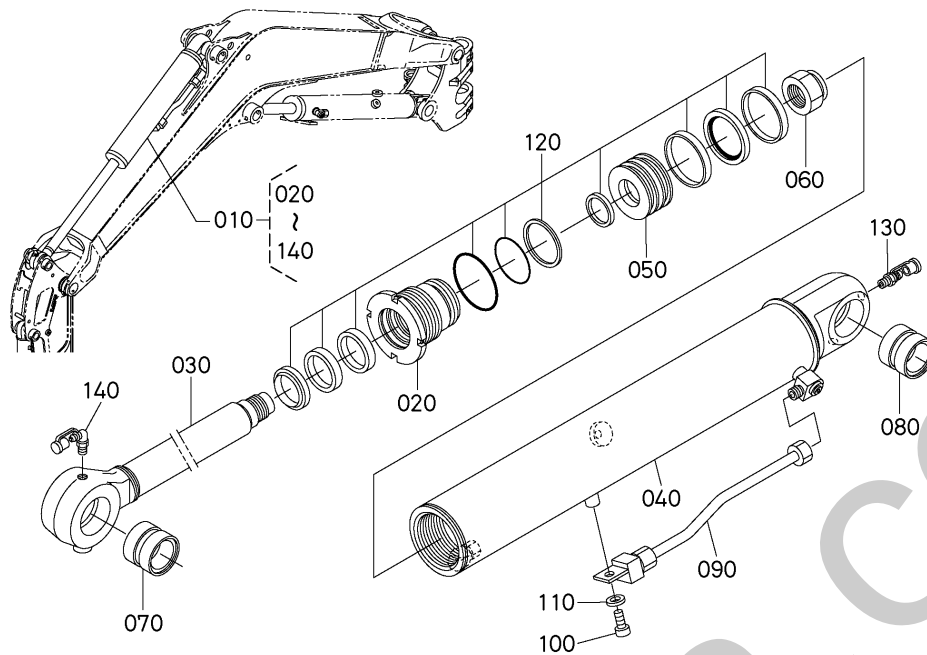
RH418-015-10

A:U27-4

REF.No. POS.No. BILD-Nr.	PART No. REFERENCE BESTELL-Nr.	PART NAME	DESIGNATION	BEZEICHNUNG	Q'TY/S.No. Q'TE/No.S. STUECK/S.Nr.	I.C.	REMARKS REMARQUES BEMERKUNGEN
					A		
010	RH418-6750-0	ASSY CYLINDER,BOOM	ENS.CYLINDRE FLECHE	GRP.ZYL.AUSLEGER	1		
020	RH418-7131-0	CYLINDER HEAD	CULASSE	ZYLINDERKOPF	1		
030	RH418-7132-0	ROD	BIELLETTTE	STANGEN	1		
040	RH418-7133-0	TUBE,CYLINDER	CYLINDRE,GODET	SCHLAUCHZYLINDER	1		
050	RH418-7134-0	PISTON	PISTON	KOLBEN	1		
060	RH418-7135-0	NUT	ECROU	MUTTER	1		
070	RH418-7173-0	BUSHING(DAMPING)	BAGUE	BUCHSE	1		
080	RH418-7136-0	BUSHING	BAGUE	BUCHSE	1		
090	RH418-7136-0	BUSHING	BAGUE	BUCHSE	1		
100	RH418-7138-0	PIPE	TUYAU	ROHR	1		
110	RH418-7171-0	BOLT	VIS	BOLZEN	1		
120	RH418-7172-0	WASHER,PLAIN	RONDELLE FREIN	SCHEIBE	1		
130	RH418-7139-0	SEAL,KIT	TROUSSE D'JOINT	DICHTUNGBAUSATZ	1		
140	06611-15010	NIPPLE GREASE	GRAISSEUR	SCHMIERNIPPEL	1		
150	06616-25010	NIPPLE GREASE	GRAISSEUR	SCHMIERNIPPEL	1		

↔ Interchangeable; ≠ not Interchangeable; ← new for old; → old for new

F10000 ARM CYLINDER AND COMPONENT PARTS BRAS CYLINDRE ARMZYLINDER



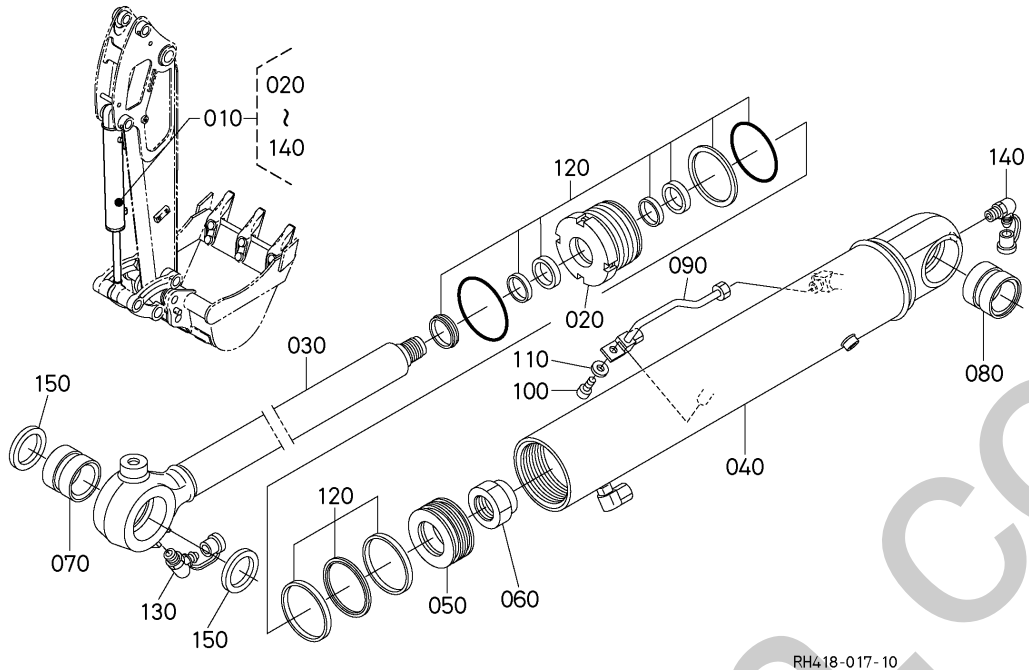
RH418-016-10

A:U27-4

REF.No. POS.No. BILD-Nr.	PART No. REFERENCE BESTELL-Nr.	PART NAME	DESIGNATION	BEZEICHNUNG	Q'TY/S.No. Q'TE/No.S. STUECK/S.Nr. A	I.C. I.C. I.C.	REMARKS REMARQUES BEMERKUNGEN
010	RH418-6760-0	CYLINDER,ASSY(ARM)	ENS.CYLINDRE BRAS	GRP.ZYL.ARM	1		
020	RH418-7141-0	CYLINDER HEAD	CULASSE	ZYLINDERKOPF	1		
030	RH418-7142-0	ROD	BIELLETTTE	STANGEN	1		
040	RH418-7143-0	TUBE,CYLINDER	CYLINDRE,GODET	SCHLAUCHZYLINDER	1		
050	RH418-7144-0	PISTON	PISTON	KOLBEN	1		
060	RH418-7145-0	NUT	ECROU	MUTTER	1		
070	RH418-7136-0	BUSHING	BAGUE	BUCHSE	1		
080	RH418-7136-0	BUSHING	BAGUE	BUCHSE	1		
090	RH418-7148-0	PIPE	TUYAU	ROHR	1		
100	RH418-7171-0	BOLT	VIS	BOLZEN	1		
110	RH418-7172-0	WASHER,PLAIN	RONDELLE FREIN	SCHEIBE	1		
120	RH418-7149-0	SEAL,KIT	TROUSSE D'JOINT	DICHTUNGBAUSATZ	1		
130	06611-15010	NIPPLE GREASE	GRAISSEUR	SCHMIERNIPPEL	1		
140	06616-35010	NIPPLE GREASE	GRAISSEUR	SCHMIERNIPPEL	1		

↔ Interchangeable; ≠ not Interchangeable; ← new for old; → old for new

F20000 BUCKET CYLINDER AND COMPONENT PARTS
GODET CYLIENDRE
KUEBELZYLINDER



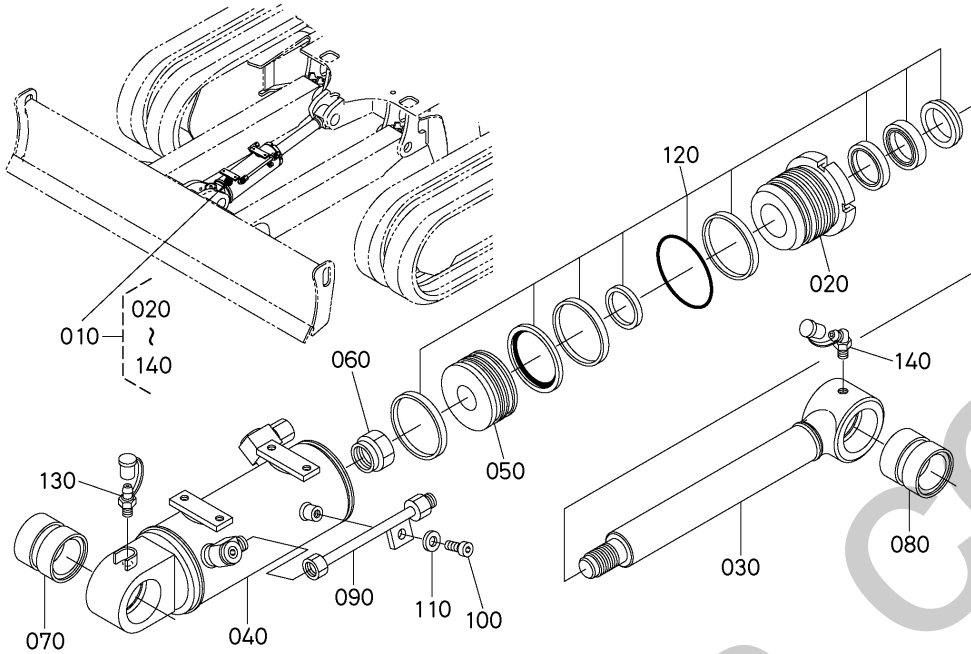
RH418-017-10

A:U27-4

REF.No. POS.No. BILD-Nr.	PART No. REFERENCE BESTELL-Nr.	PART NAME	DESIGNATION	BEZEICHNUNG	Q'TY/S.No. Q'TE/No.S. STUECK/S.Nr.	I.C.	REMARKS REMARQUES BEMERKUNGEN
					A	I.C.	
010	RH418-6780-0	CYLINDER,ASSY(BUCKET)	ENS.CYLINDRE GODET	GRP.ZYL.KUEBEL	1		
020	RH418-7151-0	CYLINDER HEAD	CULASSE	ZYLINDERKOPF	1		
030	RH418-7152-0	ROD	BIELLETTTE	STANGEN	1		
040	RH418-7153-0	TUBE,CYLINDER	CYLINDRE,GODET	SCHLAUCHZYLINDER	1		
050	RH418-7154-0	PISTON	PISTON	KOLBEN	1		
060	RH418-7145-0	NUT	ECROU	MUTTER	1		
070	RH418-7156-0	BUSHING	BAGUE	BUCHSE	1		
080	RH418-7136-0	BUSHING	BAGUE	BUCHSE	1		
090	RH418-7158-0	PIPE	TUYAU	ROHR	1		
100	RH418-7171-0	BOLT	VIS	BOLZEN	1		
110	RH418-7172-0	WASHER,PLAIN	RONDELLE FREIN	SCHEIBE	1		
120	RH418-7159-0	SEAL,KIT	TROUSSE D'JOINT	DICHTUNGBAUSATZ	1		
130	06616-25010	NIPPLE GREASE	GRAISSEUR	SCHMIERNIPPEL	1		
140	06616-35010	NIPPLE GREASE	GRAISSEUR	SCHMIERNIPPEL	1		
150	RG518-6785-0	SEAL,DUST	RACLEUR AXE	DICHTUNG	2		

↔ Interchangeable; ≠ not interchangeable; ← new for old; → old for new

**F30000 BLADE CYLINDER AND COMPONENT PARTS
LAME CYLINDRE
ERDSCHIEBERZYLINDER**



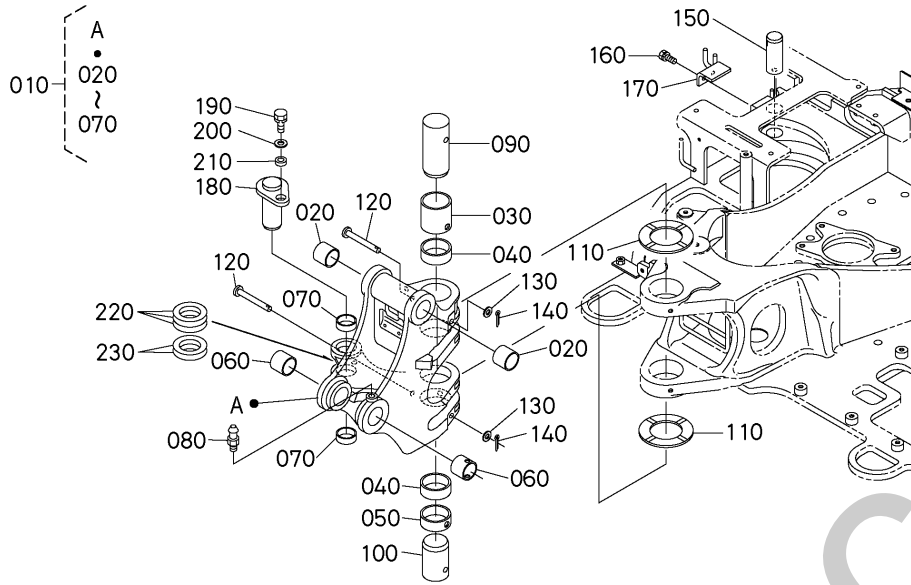
RH418-018-10

A:U27-4

REF.No. POS.No. BILD-Nr.	PART No. REFERENCE BESTELL-Nr.	PART NAME	DESIGNATION	BEZEICHNUNG	Q'TY/S.No. Q'TE/No.S. STUECK/S.Nr.	I.C.	REMARKS
					A	I.C.	BEMERKUNGEN
010	RH418-7510-0	ASSY CYLINDER, BLADE	ENS. CYLINDER LAME	GRP. ZYL. FRAESMESSR	1		
020	RH418-7161-0	CYLINDER HEAD	CULASSE	ZYLINDERKOPF	1		
030	RH418-7162-0	ROD	BIELLETTE	STANGEN	1		
040	RH418-7163-0	TUBE, CYLINDER	CYLINDRE, GODET	SCHLAUCHZYLINDER	1		
050	RH418-7164-0	PISTON	PISTON	KOLBEN	1		
060	RH418-7165-0	NUT	ECROU	MUTTER	1		
070	RH418-7166-0	BUSHING	BAGUE	BUCHSE	1		
080	RH418-7166-0	BUSHING	BAGUE	BUCHSE	1		
090	RH418-7168-0	PIPE	TUYAU	ROHR	1		
100	RH418-7171-0	BOLT	VIS	BOLZEN	1		
110	RH418-7172-0	WASHER, PLAIN	RONDELLE FREIN	SCHEIBE	1		
120	RH418-7169-0	SEAL KIT	TROUSSE D'JOINT	DICHTUNGBAUSATZ	1		
130	06611-15010	NIPPLE GREASE	GRAISSEUR	SCHMIERNIPPEL	1		
140	06616-25010	NIPPLE GREASE	GRAISSEUR	SCHMIERNIPPEL	1		

↔ Interchangeable; ≠ not Interchangeable; ← new for old; → old for new

**G00000 SWING BRACKET
SUPPORT BALANCEMENT
LAGERUNG AUSLEGER**



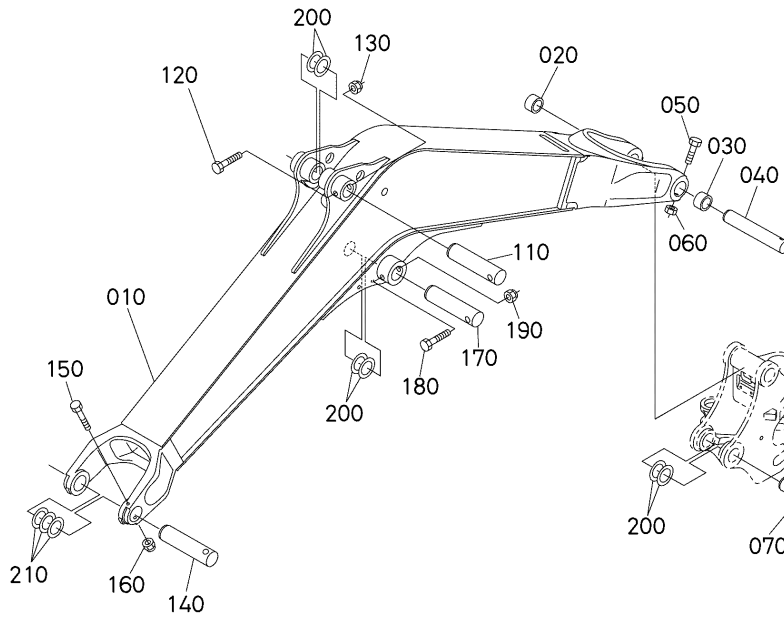
RH418-020-10

A:U27-4

REF.No. POS.No. BILD-Nr.	PART No. REFERENCE BESTELL-Nr.	PART NAME	DESIGNATION	BEZEICHNUNG	Q'TY/S.No. Q'TE/No.S. STUECK/S.Nr. A	I.C. I.C. I.C.	REMARKS REMARQUES BEMERKUNGEN
010	RH418-6640-0	ASSY BRACKET,SWING	ENS.SUPPORT OSCILL	GRP.AUSLEGER	1		
020	RG248-7616-0	BUSHING	COUSSINET	BUCHSE	2		
030	RG248-6632-0	BUSHING	COUSSINET	BUCHSE	1		
040	RG248-6633-2	BUSH(607227)	BAGUE	BUCHSE	2		
050	RG248-6634-0	BUSHING	COUSSINET	BUCHSE	1		
060	RH418-6659-0	BUSHING	BAGUE	BUCHSE	2		
070	RG248-6636-0	BUSHING	COUSSINET	BUCHSE	2		
080	06616-35010	NIPPLE GREASE	GRAISSEUR	SCHMIERNIPPEL	1		
090	RH418-6645-0	PIN	GOUPILLE	STIFT	1		
100	RH418-6646-0	PIN	GOUPILLE	STIFT	1		
110	69738-9002-2	THRUST COLLAR	RONDELLE DE BUTEE	DRUCKRING	2		3.0mm
110	69481-6645-2	THRUST COLLAR	RONDELLE DE BUTEE	DRUCKRING	1		2.5mm
110	69481-6644-2	THRUST COLLAR	RONDELLE DE BUTEE	DRUCKRING	1		2.0mm
110	RG248-6683-0	THRUST COLLAR	CALE	DISTANZSCHEIBE	1		1.5mm
120	RG241-6647-2	PIN,JOINT	GOUPILLE	STIFT	2		
130	04011-50120	WASHER,PLAIN	RONDELLE FREIN	SCHEIBE	2		
140	05511-50425	PIN,SPLIT	GOUPILLE FENDUE	SPLINTSTIFT	2		
150	RH418-6744-0	PIN	GOUPILLE	STIFT	1		
160	01133-51016	BOLT,SEMS	VIS	BOLZEN	2		
170	RH418-6745-0	PLATE(KEY)	PLAQUE CLEF	PLATTE,SCHLUESSEL	1		
180	RH418-6746-0	PIN	GOUPILLE	STIFT	1		
190	01133-51025	BOLT,SEMS	VIS	SCHRAUBE	1		
200	RG201-2179-0	WASHER	RONDELLE	SCHEIBE	1		
210	RG246-4427-0	COLLAR	COLLIER	RING	1		
220	RG246-6762-0	SHIM	CALE(0 5)	DISTANZSCHEIBE(0 5)	3		0.5mm
220	RG246-6688-0	SHIM	CALE(1 0)	DISTANZSCHEIBE	3		1.0mm
220	RG246-6689-0	SHIM	CALE(1 5)	DISTANZSCHEIBE	3		1.5mm
230	RG246-6694-0	SHIM	CALE	DISTANZSCHEIBE	3		0.5mm
230	RG246-6695-0	SHIM	CALE	DISTANZSCHEIBE	3		1.0mm

↔ Interchangeable; ≠ not Interchangeable; ← new for old; → old for new

G10000 BOOM FLECHE AUSLEGER



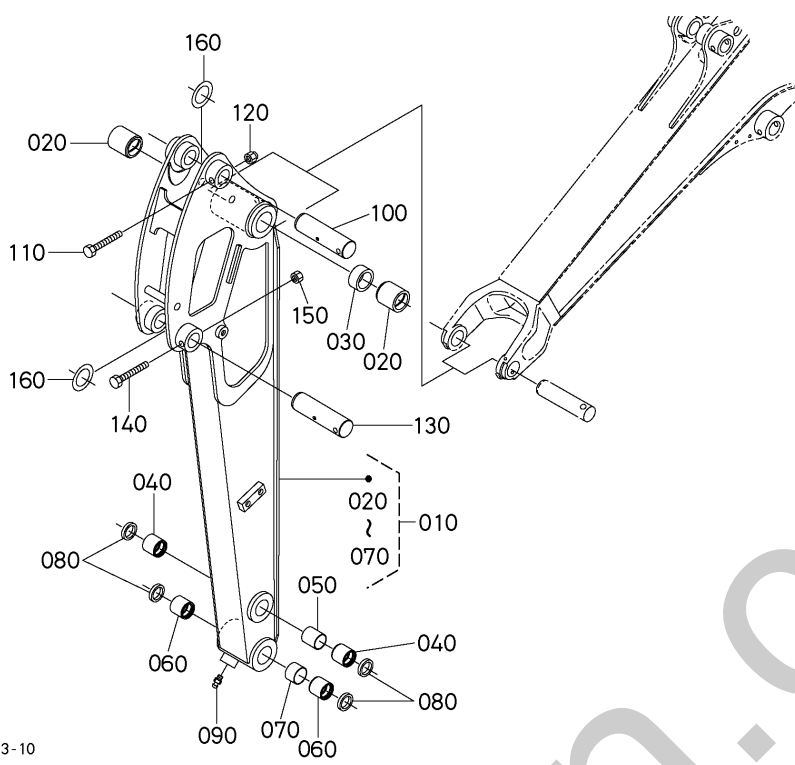
RH418-021-10

A:U27-4

REF.No. POS.No. BILD-Nr.	PART No. REFERENCE BESTELL-Nr.	PART NAME	DESIGNATION	BEZEICHNUNG	Q'TY/S.No. Q'TE/No.S. STUECK/S.Nr.	I.C. I.C.	REMARKS REMARQUES BEMERKUNGEN
					A		
010	RH418-6651-2	BOOM(2085)	FLECHE	AUSLEGER	1		2085mm
020	RH418-6652-0	BUSHING	BAGUE	BUCHSE	1		
030	RH418-6653-0	BUSHING	BAGUE	BUCHSE	1		
040	RH418-6654-0	PIN	GOUPILLE	STIFT	1		
050	01173-51002	HEX.BOLT	VIS	BOLZEN	1		
060	02572-50100	NUT,LOCKING	ECROU	MUTTER	1		
070	RH418-6657-0	PIN	GOUPILLE	STIFT	1		
080	01133-51030	BOLT,SEMS	VIS	SCHRAUBE	1		
090	RG201-2179-0	WASHER	RONDELLE	SCHEIBE	1		
100	RG711-6696-0	SPACER	DISTANCE	DISTANZ	1		
110	RG241-6655-2	PIN	GOUPILLE	STIFT	1		
120	01173-51090	HEX.BOLT	VIS	BOLZEN	1		
130	02572-50100	NUT,LOCKING	ECROU	MUTTER	1		
140	RH418-6664-0	PIN	GOUPILLE	STIFT	1		
150	01173-51090	HEX.BOLT	VIS	BOLZEN	1		
160	02572-50100	NUT,LOCKING	ECROU	MUTTER	1		
170	RG241-6655-2	PIN	GOUPILLE	STIFT	1		
180	01173-51075	HEX.BOLT	VIS	BOLZEN	1		
190	02572-50100	NUT,LOCKING	ECROU	MUTTER	1		
200	RG246-6694-0	SHIM	CALE	DISTANZSCHEIBE	1		0.5mm
200	RG246-6695-0	SHIM	CALE	DISTANZSCHEIBE	1		1.0mm
210	RG516-6738-0	SHIM	CALE	DISTANZSCHEIBE	2		0.5mm
210	69481-6772-0	SHIM	CALE	BEILAGE	2		1.0mm

↔ Interchangeable; ≠ not Interchangeable; ← new for old; → old for new

**G20000 ARM
BRAS
ARM**



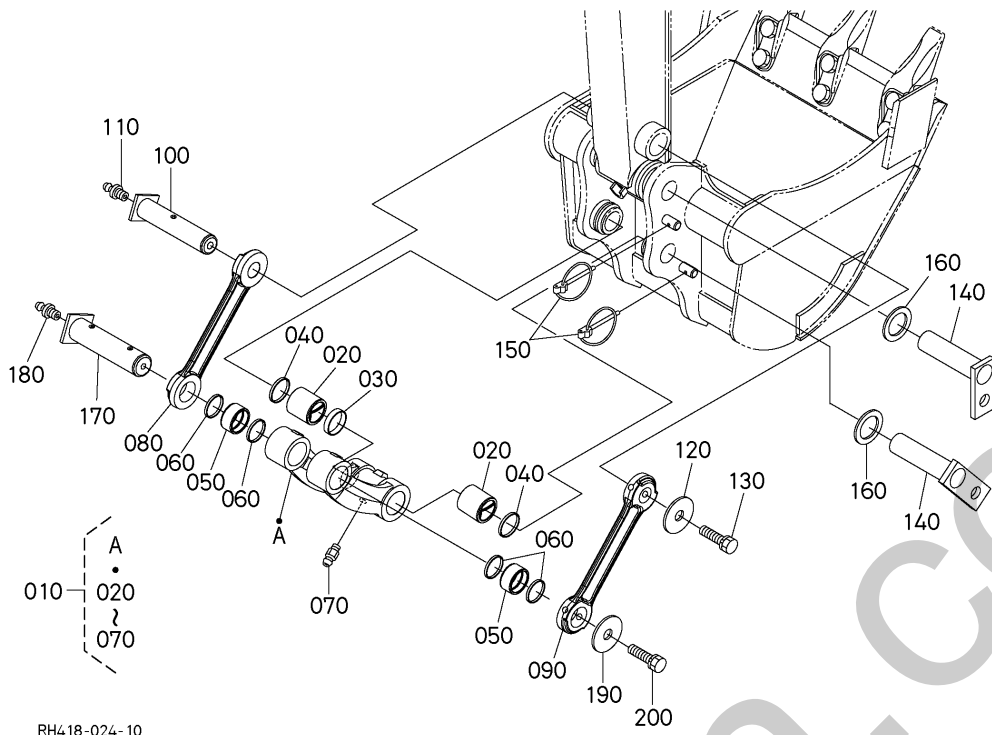
RH418-023-10

A:U27-4

REF.No. POS.No. BILD-Nr.	PART No. REFERENCE BESTELL-Nr.	PART NAME	DESIGNATION	BEZEICHNUNG	Q'TY/S.No. Q'TE/No.S. STUECK/S.Nr. A	I.C. I.C. I.C.	REMARKS REMARQUES BEMERKUNGEN
010	RH418-6660-0	ASSY ARM(950)	BRAS COMPLET	GRP.ARM	1		
020	RG248-7618-0	BUSH	COUSSINET	BUCHSE	2		
030	RG248-6663-0	COLLAR	COLLIER	RING	1		
040	RG248-7615-0	BUSH	COUSSINET	BUCHSE	2		
050	RG248-6666-0	COLLAR	COLLIER	RING	1		
060	RG248-7615-0	BUSH	COUSSINET	BUCHSE	2		
070	RH418-6669-0	COLLAR	COLLIER	HUELSE	1		
080	RG248-7652-0	DUST SEAL	JOINT ANTI-POUSSIERE	STAUBDICHTUNG	4		
090	06611-15010	NIPPLE GREASE	GRAISSEUR	SCHMIERNIPPEL	1		
100	RG248-6679-2	PIN	GOUPILLE	STIFT	1		
110	01173-51075	HEX.BOLT	VIS	BOLZEN	1		
120	02572-50100	NUT,LOCKING	ECROU	MUTTER	1		
130	RG248-6679-2	PIN	GOUPILLE	STIFT	1		
140	01173-51075	HEX.BOLT	VIS	BOLZEN	1		
150	02572-50100	NUT,LOCKING	ECROU	MUTTER	1		
160	RG516-6738-0	SHIM	CALE	DISTANZSCHEIBE	1		0.5mm
160	69481-6772-0	SHIM	CALE	BEILAGE	1		1.0mm

↔ Interchangeable; ≠ not Interchangeable; ← new for old; → old for new

BUCKET LINK G30000 MAILLON DE GODET VERBINDUNGSTUECK, KUEBEL



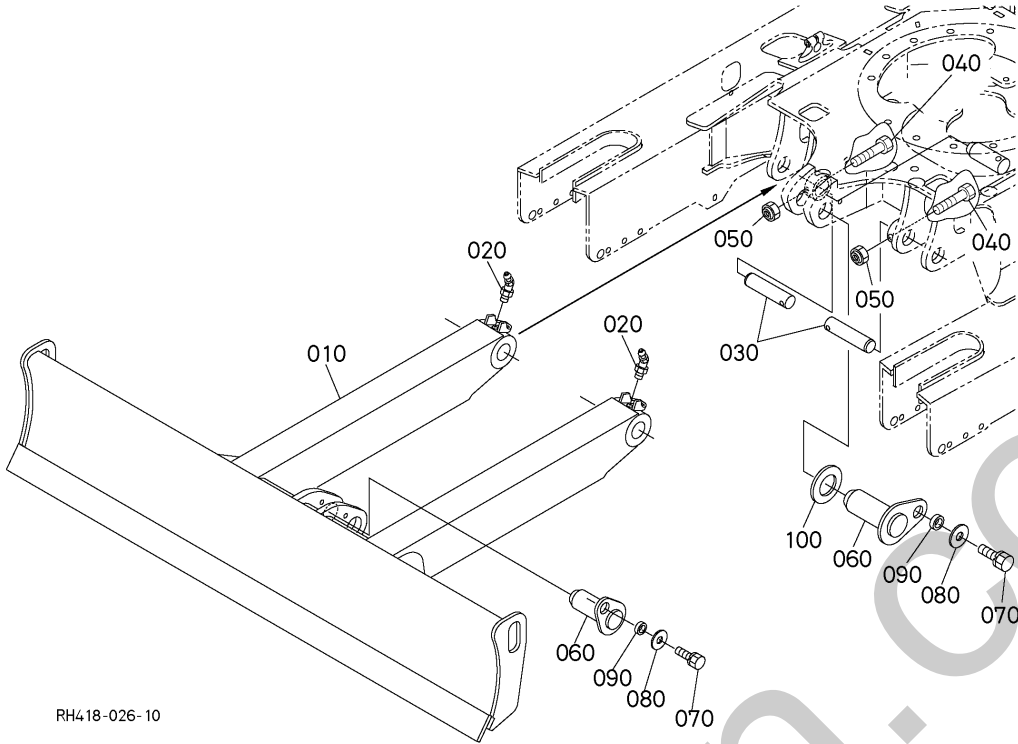
RH418-024-10

A:U27-4

REF.No. POS.No. BILD-Nr.	PART No. REFERENCE BESTELL-Nr.	PART NAME	DESIGNATION	BEZEICHNUNG	Q'TY/S.No. Q'TE/No.S. STUECK/S.Nr. A	I.C. I.C. I.C.	REMARKS REMARQUES BEMERKUNGEN
010	RH418-6670-0	LINK,ASSY(BUCKET)	COULISSAGE,GODET	GRP.VERB,KUEBEL	1		
020	RG248-7615-0	BUSH	COUSSINET	BUCHSE	2		
030	RH418-6669-0	COLLAR	COLLIER	HUELSE	1		
040	RG248-7652-0	DUST SEAL	JOINT ANTI-POUSSIÈRE	STAUBDICHTUNG	2		
050	RH418-7614-0	BUSHING	BAGUE	BUCHSE	2		
060	RA211-7654-0	SEAL,DUST	BAGUE JOINT	STAUBDICHTUNG	4		
070	06611-15010	NIPPLE GREASE	GRAISSEUR	SCHMIERNIPPEL	1		
080	RG248-6672-0	LINK,BUCKET	TIGE ASS.(2 AUGET)	VERBINDUNG	1		
090	RG248-6673-0	LINK,BUCKET	TIGE ASS.(3 AUGET)	VERBINDUNG	1		
100	RG248-6678-2	PIN	GOUPILLE	STIFT	1		
110	06611-15010	NIPPLE GREASE	GRAISSEUR	SCHMIERNIPPEL	1		
120	RG518-4956-0	WASHER(CAB)	RONDELLE	SCHEIBE	1		
130	01133-51430	BOLT,SEMS	VIS	BOLZEN	1		
140	RH418-6676-0	PIN	GOUPILLE	STIFT	2		
150	RG108-6682-0	COTTER PIN	GOUPILLE FENDUE	KLAPPSPLINT	2		
160	RG246-6762-0	SHIM	CALE(0 5)	DISTANZSCHEIBE(0 5)	2		0.5mm
160	RG246-6688-0	SHIM	CALE(1 0)	DISTANZSCHEIBE	1		1.0mm
170	RH418-6677-0	PIN	GOUPILLE	STIFT	1		
180	06611-15010	NIPPLE GREASE	GRAISSEUR	SCHMIERNIPPEL	1		
190	RG518-4956-0	WASHER(CAB)	RONDELLE	SCHEIBE	1		
200	01133-51430	BOLT,SEMS	VIS	BOLZEN	1		

↔ Interchangeable; ≠ not Interchangeable; ← new for old; → old for new

G50000 BLADE LAME ERDSCHIEBER



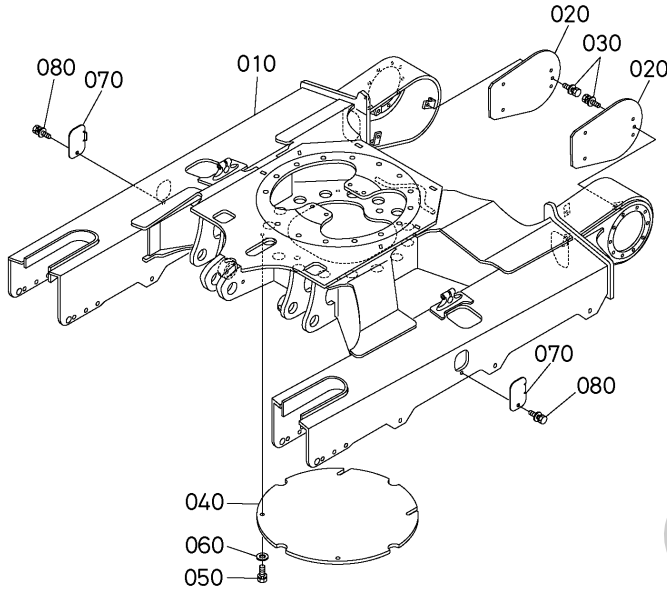
RH418-026-10

A:U27-4

REF.No. POS.No. BILD-Nr.	PART No. REFERENCE BESTELL-Nr.	PART NAME	DESIGNATION	BEZEICHNUNG	Q'TY/S.No. Q'TE/No.S. STUECK/S.Nr. A	I.C. I.C. I.C.	REMARKS REMARQUES BEMERKUNGEN
010	RH418-7441-2	BLADE(1500)	LAME	FRAESMESSER	1		
020	06616-35010	NIPPLE GREASE	GRAISSEUR	SCHMIERNIPPEL	2		
030	RG248-7443-2	PIN	GOUPILLE	STIFT	2		
040	01173-51270	HEX.BOLT	VIS	BOLZEN	2		
050	02572-50120	NUT,LOCKING	CONTRE-ECROU	MUTTER	2		
060	RG248-7442-3	PIN	GOUPILLE	STIFT	2		
070	01133-51225	BOLT,SEMS	VIS	BOLZEN	2		
080	04015-50120	WASHER,PLAIN	RONDELLE FREIN	SCHEIBE	2		
090	69441-6692-0	SPACER	ENTRETOISE	DISTANZSTÜCK	2		
100	RG511-6637-0	SHIM	CALE	DISTANZSCHEIBE	2		0.5mm
100	RG511-6638-0	SHIM	CALE	DISTANZSCHEIBE	2		1.0mm

↔ Interchangeable; ≠ not Interchangeable; ← new for old; → old for new

**H00000 TRACK FRAME
CADRE DE PISTE
SPURRAHMEN**



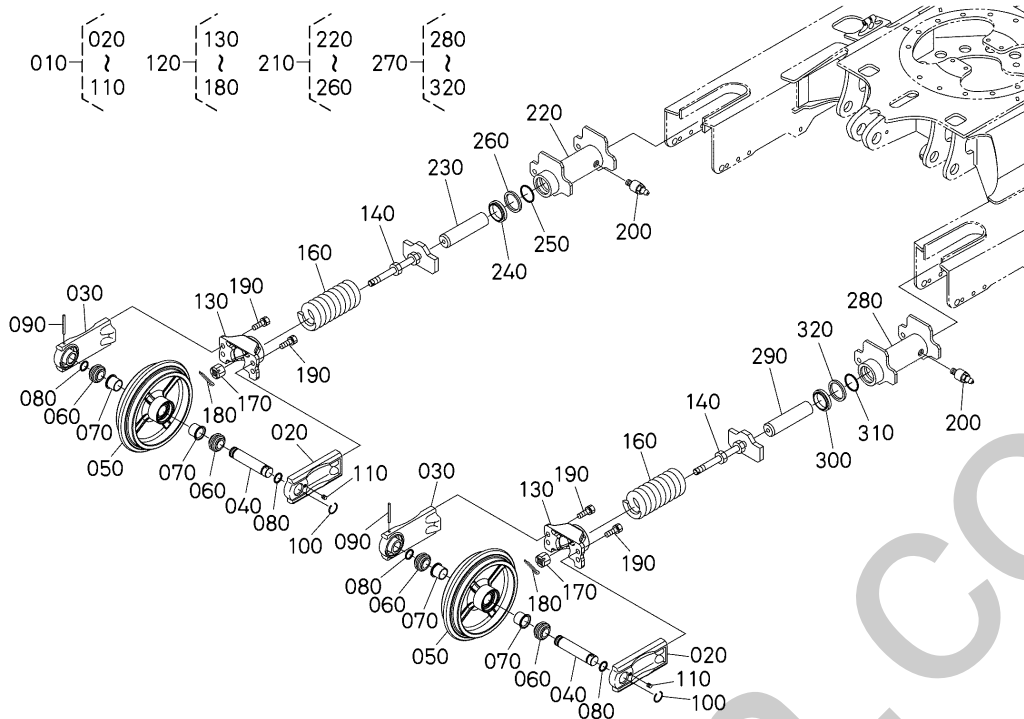
RH418-027-10

A:U27-4

REF.No. POS.No. BILD-Nr.	PART No. REFERENCE BESTELL-Nr.	PART NAME	DESIGNATION	BEZEICHNUNG	Q'TY/S.No. Q'TE/No.S. STUECK/S.Nr.	I.C. I.C.	REMARKS REMARQUES BEMERKUNGEN
					A		
010	RH418-2111-3	FRAME, TRACK	CADRE A CHENILLES	SPURRAHMEN	1		
020	RG258-2115-0	COVER(MOTOR)	COUVERCLE(MOTEUR)	DECKEL(MOTOR)	2		
030	01135-51020	BOLT, W SEMS	VIS	SCHRAUBE	6		
040	RH418-2117-0	COVER(BOTTOM)	COUVERCLE	DECKEL	1		
050	01138-51020	BOLT, SEMS	VIS	BOLZEN	4		
060	04015-50100	WASHER, PLAIN	RONDELLE FREIN	SCHEIBE	4		
070	RH418-2118-0	COVER(GREASE)	COUVERCLE	ABDECKUNG	2		
080	01135-51020	BOLT, W SEMS	VIS	SCHRAUBE	2		

↔ Interchangeable; ≠ not Interchangeable; ← new for old; → old for new

H10000 IDLER POULIE-GUIDE SPANNRAD



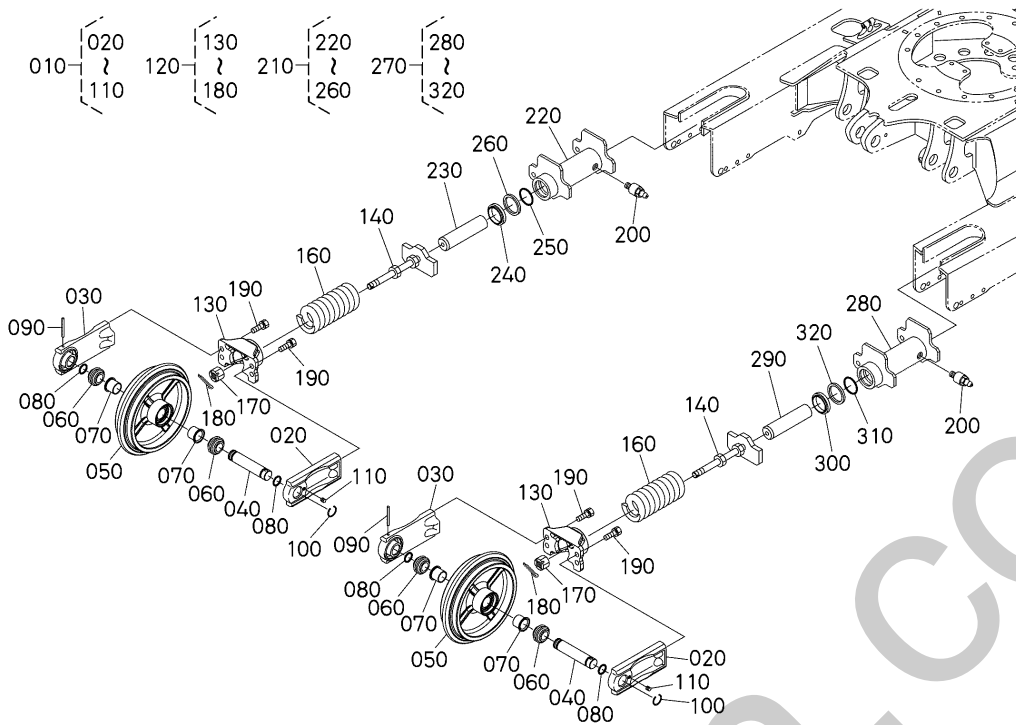
RH418-028-10

A:U27-4

REF.No. POS.No. BILD-Nr.	PART No. REFERENCE BESTELL-Nr.	PART NAME	DESIGNATION	BEZEICHNUNG	Q'TY/S.No. Q'TE/No.S. STUECK/S.Nr.	I.C.	REMARKS REMARQUES BEMERKUNGEN
					A		
010	RC348-2130-4	ASSY WHEEL IDLER	ENSEMBLE DE LA POULIE	GRP.LOSE ROLLE	2		
020	RC348-2131-2	BRACKET 1 IDLER	SUPPORT,INTERMEDIAI.	STUTZE,SPANNRAD	2		
030	RC348-2132-2	BRACKET 2 IDLER	SUPPORT,INTERMEDIAI.	STUTZE,SPANNRAD	2		
040	RB511-2133-0	SHAFT, IDLER	ARBRE DE POULIE	ACHWELLE, SPANNRAD	2		
050	RB511-2134-3	WHEEL, IDLER	INTERMEDIAIRE	SPANNRAD	2		
060	RC301-2173-0	SEAL	JOINT	DICHTUNG	4		
070	RC301-2196-0	BUSH	BAGUE	BUCHSE	4		
080	04816-50250	O RING	JOINT TORIQUE	O RING	4		
090	05411-00663	PIN SPRING	GOUPILLE-RESSORT	STIFT,FRUEHLING	2		
100	68171-2139-0	WIRE	FIL	EISENDRAHT	2		
110	15521-9602-0	PLUG	BOUCHON	STOPFEN	2		
120	RB511-2140-3	ASSY SPRING	ENS.RESSORT	GRP.FEDER	2		
130	RB511-2148-0	PLATE, IDLER	PLAQUE DE POULI	SPANNRADPLATTE	2		
140	RB511-2143-0	RETAINER, SPRING	ARRETOIR DE RESSORT	HALTBUEGEL, FEDER	2		
150		BLANK	BLANC	LEERE SPALTE	-		
160	68171-2142-2	SPRING	RESSORT	FRUEHLING	2		
170	68741-2142-0	NUT	ECROU	MUTTER	2		
180	05511-50435	PIN, SPLIT	GOUPILLE FENDUE	SPLINTSTIFT	2		
190	01133-51230	BOLT, SEMS	VIS	BOLZEN	8		
200	RG201-2155-0	ASSY NIPPLE	ENS.MANCHON	GRP.HUELSE	2		
210	RG441-2150-5	ASSY CYLINDER (RIGHT)	CYLINDRE(DR.)	GRP.ZYLINDER(RECHTS)	1		
220	RG441-2151-3	TUBE, CYLINDER (RIGHT)	TUBE(CYLINDRE)(DR.)	ZYLINDERROHR(RECHTS)	1		
230	RG241-2157-0	ROD	TIGE	STANGE	1		
240	68241-2155-0	SEAL, ROD	JOINT TRINGLE	STANGENDICHTUNG	1		
250	04817-00400	O RING	JOINT TORIQUE	O RING	1		
260	69481-6237-0	RING, BACK UP	JOINT TEFLON	STUETZRING	1		
270	RG441-2160-0	ASSY CYLINDER (LEFT)	CYLINDRE(G.)	GRP.ZYLINDER(LINKS)	1		
280	RG441-2161-0	TUBE, CYLINDER (LEFT)	TUBE(CYLINDRE)(G.)	ZYLINDERROHR(LINKS)	1		
290	RG241-2157-0	ROD	TIGE	STANGE	1		
300	68241-2155-0	SEAL, ROD	JOINT TRINGLE	STANGENDICHTUNG	1		

↔ Interchangeable; ≠ not Interchangeable; ← new for old; → old for new

H10000 IDLER
POULIE-GUIDE
SPANNRAD

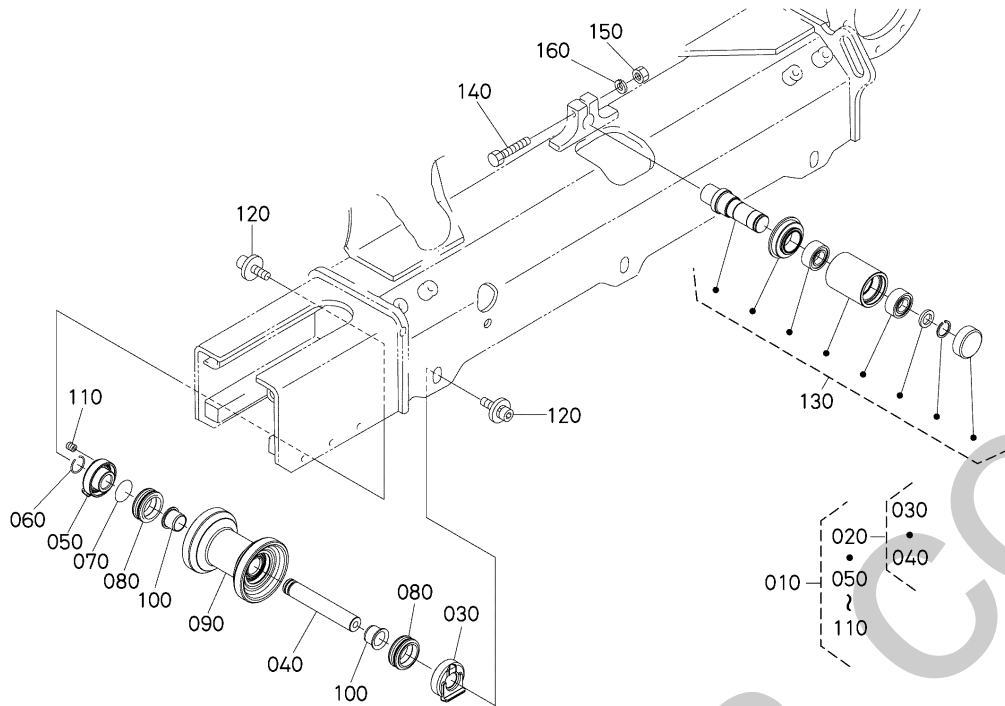


RH418-028-10

A:U27-4

REF.No. POS.No. BILD-Nr.	PART No. REFERENCE BESTELL-Nr.	PART NAME	DESIGNATION	BEZEICHNUNG	Q'TY/S.No. Q'TE/No.S. STUECK/S.Nr.	I.C.	REMARKS
					A	I.C.	REMARKES BEMERKUNGEN
310	04817-00400	O RING	JOINT TORIQUE	O RING	1		
320	69481-6237-0	RING,BACK UP	JOINT TEFLON	STUETZRING	1		

H20000 TRACK ROLLER GALET DE CHENILLE LAUFROLLEN

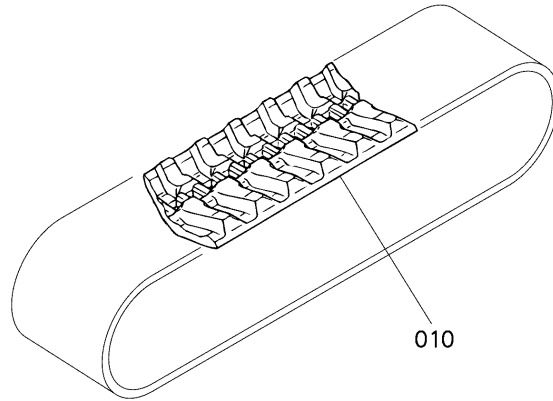


RH418-029-10

A:U27-4

REF.No. POS.No. BILD-Nr.	PART No. REFERENCE BESTELL-Nr.	PART NAME	DESIGNATION	BEZEICHNUNG	Q'TY/S.No. Q'TE/No.S. STUECK/S.Nr. A	I.C. I.C. I.C.	REMARKS REMARQUES BEMERKUNGEN
010	RH418-2170-0	ROLLER, TRACK, ASSY	ENS. GALET CHENILLE	GRP. ROLLER, EINZE	6		
020	RH418-2177-0	SHAFT, ASSY	ENS. ARBRE	GRP. WELLE	6		
030	RH418-2178-0	BRACKET	PALIER	HALTER	6		
040	RH418-2172-0	SHAFT (TRACK ROLLER)	ARBRE DE GALET D'ASS	WELLE LAUFROLLEN	6		
050	RH418-2171-0	BRACKET	PALIER	HALTER	6		
060	RH418-2176-0	WIRE (TRUCK ROLLER)	FIL	KABEL	6		
070	RH418-2173-0	O RING	JOINT TORIQUE	O RING	6		
080	RH418-2174-0	SEAL (FLOATING)	JOINT	DICHTUNGEN	12		
090	RH418-2175-0	ROLLER, TRACK	GALET DE CHENILLE	LAUFROLLEN	6		
100	RH418-2179-0	BUSH	BAGUE	BUCHSE	12		
110	RH418-2169-0	PLUG	BOUCHON	STOPFEN	6		
120	RC601-2185-0	BOLT	VIS	BOLZEN	12		
130	RG248-2190-0	ASSY ROLLER, CARRIER	ENS. GALET CARRYER	GRP. CARRIERROLLE	2		
140	01173-51270	HEX. BOLT	VIS	BOLZEN	2		
150	02174-50120	HEX. NUT	ECROU	MUTTER	2		
160	RG201-2179-0	WASHER	RONDELLE	SCHEIBE	2		

↔ Interchangeable; ≠ not Interchangeable; ← new for old; → old for new

H30000**CRAWLER
CHENILLE
LAUFKETTEN**

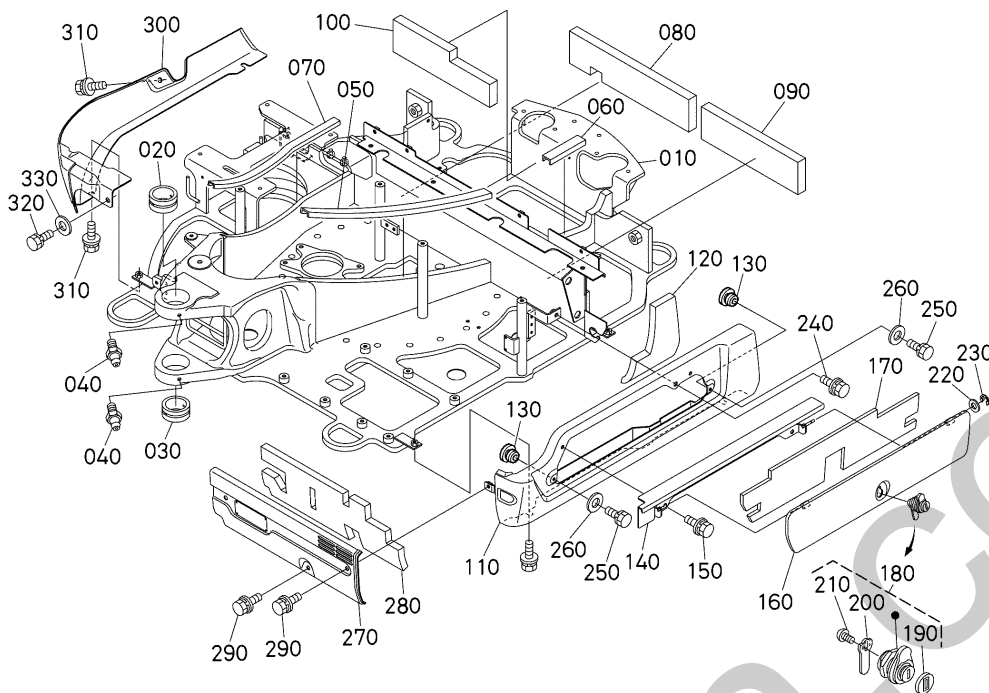
RB449-032-10

A:U27-4

REF.No. POS.No. BILD-Nr.	PART No. REFERENCE BESTELL-Nr.	PART NAME	DESIGNATION	BEZEICHNUNG	Q'TY/S.No. Q'TE/No.S. STUECK/S.Nr.		REMARKS REMARQUES BEMERKUNGEN
					A	I.C. I.C.	
010	RB511-2231-2	CRAWLER,RUBBR	CHENILLE DE CAOUTCH.	LAUFKETTEN	2		

↔ Interchangeable; ≠ not Interchangeable; ← new for old; → old for new
117

J00000 SWIVEL FRAME CHASSIS PIVOT RAHMEN VON DREHEN



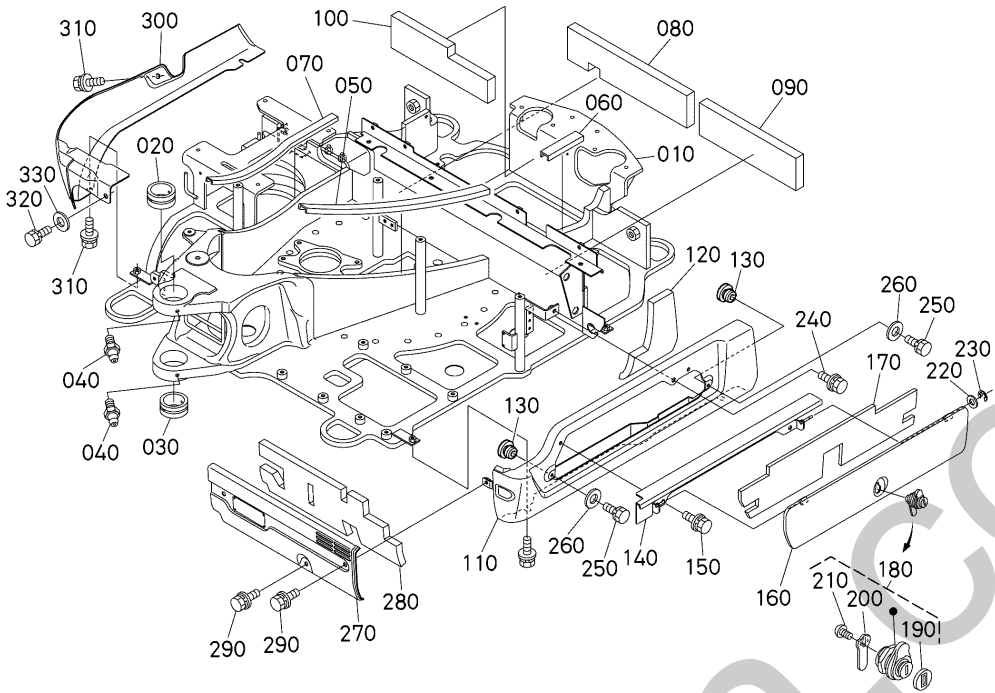
RH418-030-10

A:U27-4

REF.No. POS.No. BILD-Nr.	PART No. REFERENCE BESTELL-Nr.	PART NAME	DESIGNATION	BEZEICHNUNG	Q'TY/S.No. Q'TE/No.S. STUECK/S.Nr.	I.C.	REMARKS REMARQUES BEMERKUNGEN
					A		
010	RH418-4111-0	FRAME,SWING	CHASSIS OSCILLANT	RAHMEN,SCHWENK	1		
020	RH418-7112-0	BUSHING	BAGUE	BUCHSE	1		
030	RH418-7113-0	BUSHING	BAGUE	BUCHSE	1		
040	06611-15010	NIPPLE GREASE	GRAISSEUR	SCHMIERNIPPEL	2		
050	RH418-4114-0	TRIM	EQUILIBRAGE	TRIMM	1		
060	RH418-4115-0	TRIM	EQUILIBRAGE	TRIMM	1		
070	RH418-4116-0	TRIM	EQUILIBRAGE	TRIMM	1		
080	RH418-4117-0	SPONGE	EPONGE	SCHAUMGUMMI	1		
090	RH418-4118-0	SPONGE	EPONGE	SCHAUMGUMMI	1		
100	RH418-4119-0	SPONGE	EPONGE	SCHAUMGUMMI	1		
110	RH418-4121-0	COVER	COUVERCLE	DECKEL	1		
120	RH418-4122-0	ABSORBER,SOUND(S COV	ABSORBER(BRUIT)	ABSORBER(GERAUSCH)	1		
130	31355-8313-0	CUSHION	COUSSIN	KISSEN	2		
140	RH418-4123-0	COVER(TOOLS BOX)	COUVERCLE A OUTILS	WERKZEUGKASTENDECKEL	1		
150	01135-51020	BOLT,W SEMS	VIS	SCHRAUBE	2		
160	RH418-4124-0	COVER(TOOLS BOX)	COUVERCLE A OUTILS	WERKZEUGKASTENDECKEL	1		
170	RH418-4126-0	ABSORBER,SOUND(COVER	ABSORBER(BRUIT)	ABSORBER(GERAUSCH)	1		
180	RC411-4354-4	ASSY LOCK CYLINDER	ENS.VERROU DE CYLIN.	GRP.RIEGELZYLINDER	1		
190	RC411-4355-0	COVER,LOCK	COUVERCLE	DECKEL	1		
200	RC411-4358-0	PLATE,LOCK	PLAQUE	PLATTE	1		
210	RC411-4360-0	SCREW,TAPPING	VIS	SCHRAUBE	2		
220	04013-50060	WASHER, PLAIN	RONDELLE FREIN	SCHEIBE	1		
230	04613-50050	CIR-CLIP,EXTERNAL	CIRCLIP	SPRENGRING,AUSSEN	1		
240	01135-51025	BOLT,W SEMS	VIS	SCHRAUBE	1		
250	01133-51020	BOLT,SEMS	VIS	SCHRAUBE	2		
260	04015-50100	WASHER,PLAIN	RONDELLE FREIN	SCHEIBE	2		
270	RH418-4125-0	COVER(SWING,FRONT)	ABDECKUNG	ABDECKUNG	1		
280	RH418-4127-0	ABSORBER,SOUND(S COV	ABSORBER(BRUIT)	ABSORBER(GERAUSCH)	1		
290	01135-51020	BOLT,W SEMS	VIS	SCHRAUBE	3		
300	RH418-4131-0	COVER	COUVERCLE	DECKEL	1		

↔ Interchangeable; ≠ not Interchangeable; ← new for old; → old for new

J00000 SWIVEL FRAME CHASSIS PIVOT RAHMEN VON DREHEN

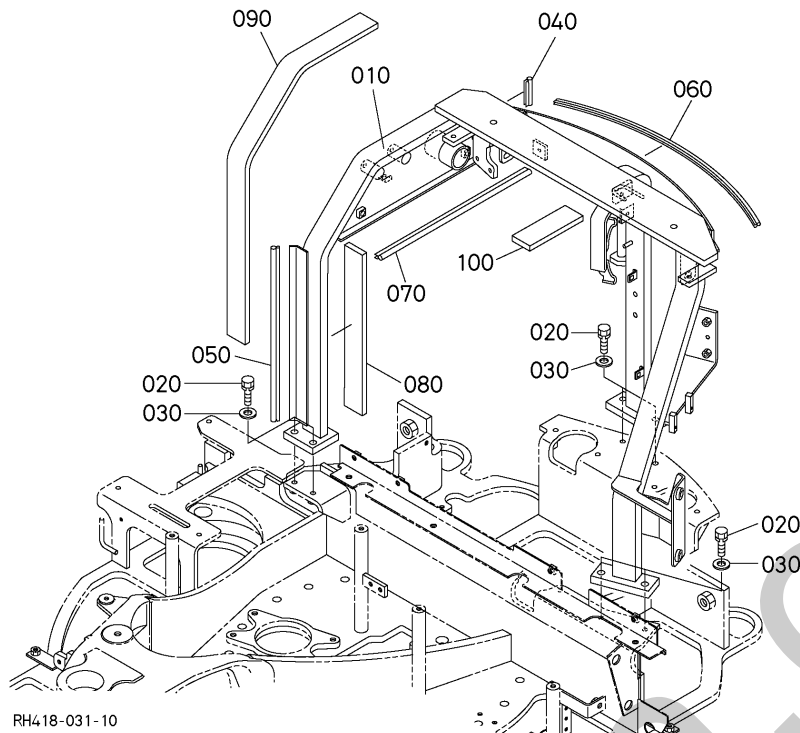


RH418-030-10

A:U27-4

REF.No. POS.No. BILD-Nr.	PART No. REFERENCE BESTELL-Nr.	PART NAME	DESIGNATION	BEZEICHNUNG	Q'TY/S.No.	I.C.	REMARKS
					Q'TE/No.S. STUECK/S.Nr. A		
310	01135-51025	BOLT,W SEMS	VIS	SCHRAUBE	3		
320	01133-51020	BOLT,SEMS	VIS	SCHRAUBE	1		
330	04015-50100	WASHER,PLAIN	RONDELLE FREIN	SCHEIBE	1		

J00100 ARCH FRAME CHASSIS DE CAPOTE BOGENRAHMEN

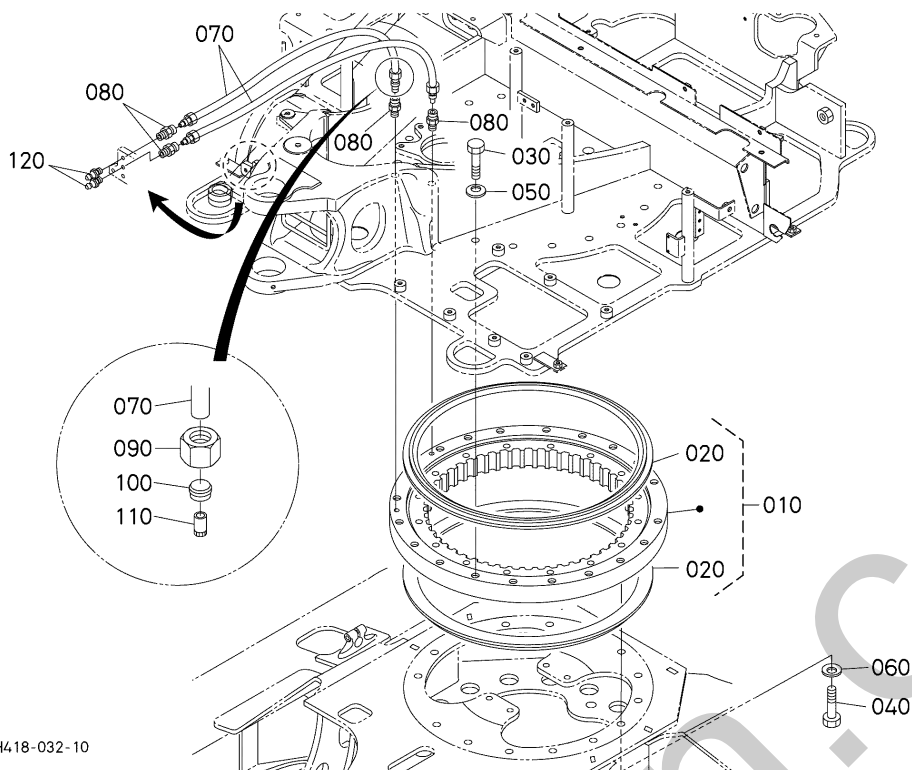


A:U27-4

REF.No. POS.No. BILD-Nr.	PART No. REFERENCE BESTELL-Nr.	PART NAME	DESIGNATION	BEZEICHNUNG	Q'TY/S.No. Q'TE/No.S. STUECK/S.Nr.	I.C.	REMARKS
					A	I.C.	BEMERKUNGEN
010	RH418-4141-0	FRAME(ARCH)	CHASSIS DE CAPOTE	BOGENRAHMEN	1		
020	01133-51245	BOLT,SEMS	VIS	BOLZEN	6		
030	04013-50120	WASHER,PLAIN	RONDELLE FREIN	SCHEIBE	6		
040	RG158-5338-0	SEAL RUBBER	JOINT EN CAOUTCHOUC	GUMMIDICHTUNG	1		
050	RH418-4144-0	RUBBER,SEALING	CAOUTCHOUC JOINT	GUMMIABDICHTUNG	1		
060	RH418-4145-0	RUBBER,SEALING	CAOUTCHOUC JOINT	GUMMIABDICHTUNG	1		
070	RG158-4255-0	SEAL RUBBER	JOINT EN CAOUTCHOUC	GUMMIDICHTUNG	1		
080	RH418-4146-0	SPONGE	EPONGE	SCHAUMGUMMI	1		
090	RH418-4147-0	SPONGE	EPONGE	SCHAUMGUMMI	1		
100	RH418-4148-0	SPONGE	EPONGE	SCHAUMGUMMI	1		

↔ Interchangeable; ≠ not interchangeable; ← new for old; → old for new

J10000 SWIVEL BEARING ROULEMENT DE BASCULE LAGER, DREHEN

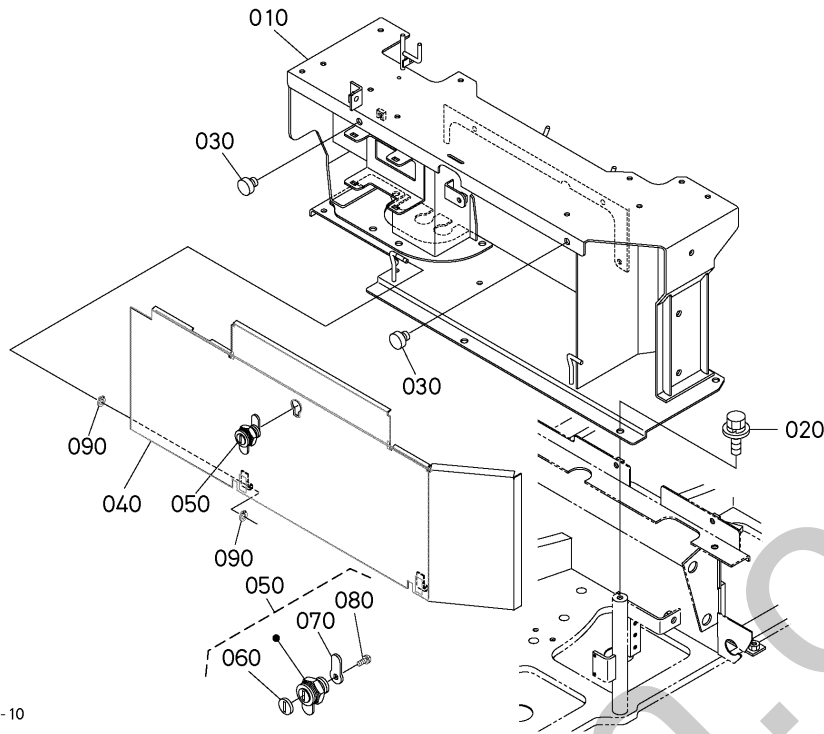


RH418-032-10

A:U27-4

REF.No. POS.No. BILD-Nr.	PART No. REFERENCE BESTELL-Nr.	PART NAME	DESIGNATION	BEZEICHNUNG	Q'TY/S.No. Q'ITE/No.S. STUECK/S.Nr. A	I.C. I.C. I.C.	REMARKS REMARQUES BEMERKUNGEN
010	RH418-1911-0	BEARING(SWIVEL)	ROULEMENT DE PIVOT	LAGERPANDEL	1		
020	RH418-1913-0	SEAL	JOINT ROND	DICHTUNGEN	2		
030	RG248-1915-0	BOLT(SWING BEARING)	VIS	SCHRAUBE	20		
040	RG248-1915-0	BOLT(SWING BEARING)	VIS	SCHRAUBE	16		
050	RG246-4941-0	SPRING, PLATE	RONDELLE BELLEVILLE	FEDER PLATTE	20		
060	RG246-4941-0	SPRING, PLATE	RONDELLE BELLEVILLE	FEDER PLATTE	16		
070	RH418-1912-0	TUBE, GREASE	TUYAU, GRASSEUR	SCHLAUCH, ABSCHMIERF.	2		
080	RG008-2158-0	ADAPTER	ADAPTEUR	ADAPTER	4		
090	RG008-2153-0	NUT	ECROU	MUTTER	4		
100	RG008-2154-0	SLEEVE	MANCHON	MUFFE	4		
110	RG008-2155-0	COLLER	COLLIER	HUELSE	4		
120	06611-15010	NIPPLE GREASE	GRAISSEUR	SCHMIERNIPPEL	2		

J20001 SEAT SUPPORT [CANOPY] SUPPORT DE SIEGE SITZ TRAEGER

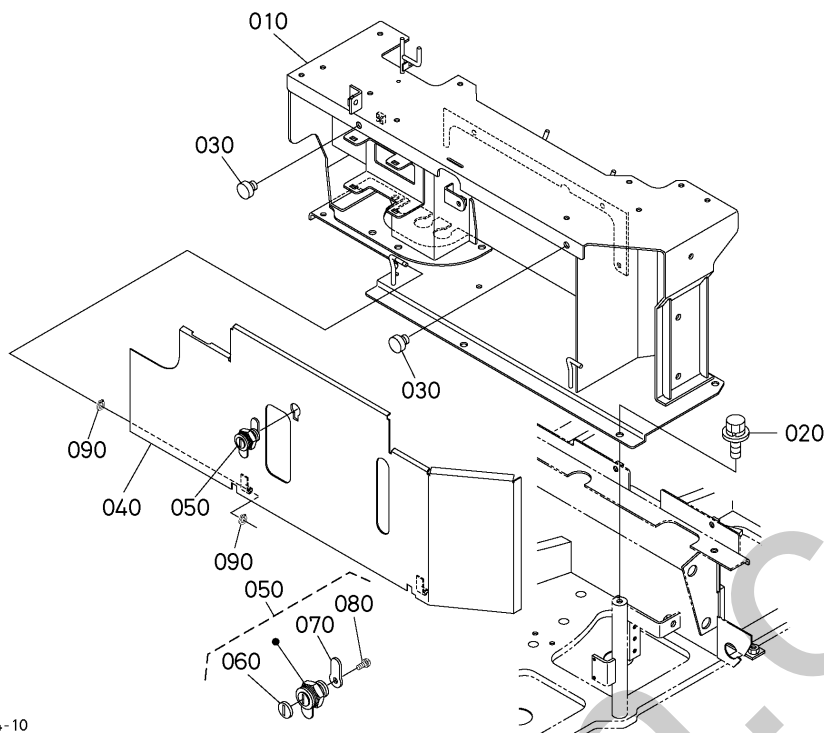


RH418-033-10

A:U27-4

REF.No. POS.No. BILD-Nr.	PART No. REFERENCE BESTELL-Nr.	PART NAME	DESIGNATION	BEZEICHNUNG	Q'TY/S.No. Q'TE/No.S. STUECK/S.Nr.	I.C. I.C.	REMARKS REMARQUES BEMERKUNGEN
					A		
010	RH418-3812-0	SUPPORT(SEAT)	SUPPORT DE SIEGE	SITZTRAEGER	1		
020	01135-51020	BOLT,W SEMS	VIS	SCHRAUBE	6		
030	38240-2987-0	CUSHION	COUSSIN	KISSEN	2		
040	RH418-3816-0	COVER(SEAT SUPPORT)	FOURREAU DE SEIGE S.	SITZTRAGERDECKEL	1		
050	RC411-4354-4	ASSY LOCK CYLINDER	ENS.VERROU DE CYLIN.	GRP.RIEGELZYLINDER	1		
060	RC411-4355-0	COVER,LOCK	COUVERCLE	DECKEL	1		
070	RC411-4358-0	PLATE,LOCK	PLAQUE	PLATTE	1		
080	RC411-4360-0	SCREW,TAPPING	VIS	SCHRAUBE	2		
090	04613-50050	CIR-CLIP,EXTERNAL	CIRCLIP	SPRENGRING,AUSSEN	2		

J20002 SEAT SUPPORT [CABIN] SUPPORT DE SIEGE SITZ TRAEGER

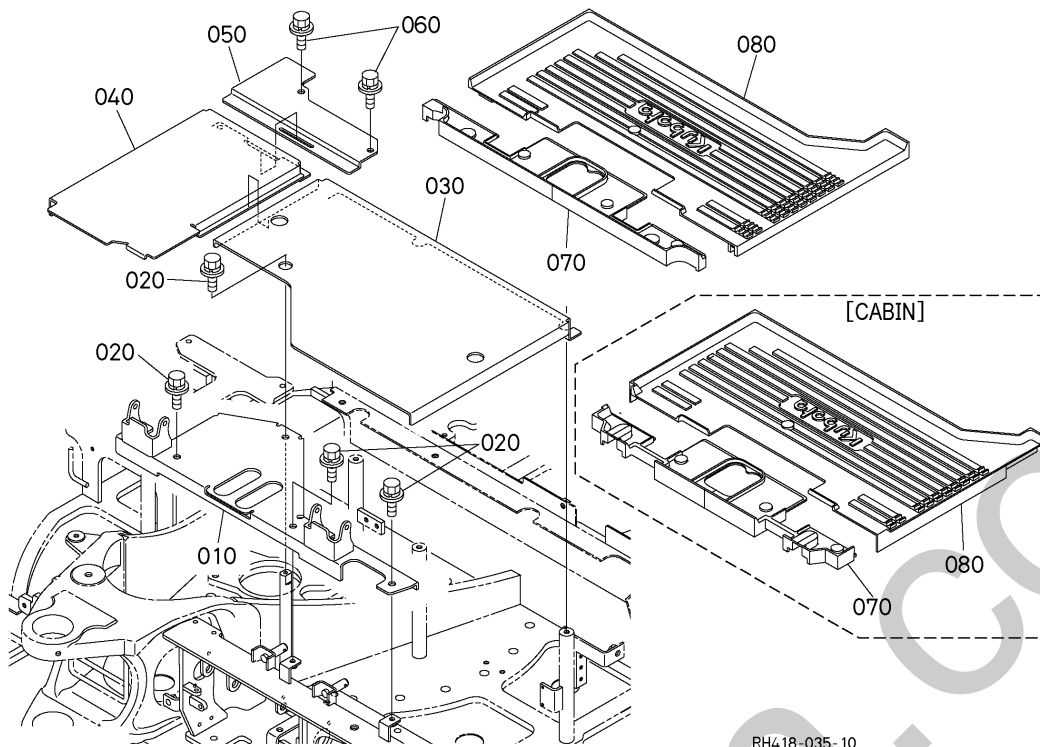


RH418-034-10

A:U27-4

REF.No. POS.No. BILD-Nr.	PART No. REFERENCE BESTELL-Nr.	PART NAME	DESIGNATION	BEZEICHNUNG	Q'TY/S.No.	I.C.	REMARKS
					Q'TE/No.S.		
					A	I.C.	BEMERKUNGEN
010	RH418-3812-0	SUPPORT(SEAT)	SUPPORT DE SIEGE	SITZTRAEGER	1		
020	01135-51020	BOLT,W SEMS	VIS	SCHRAUBE	6		
030	38240-2987-0	CUSHION	COUSSIN	KISSEN	2		
040	RH418-3819-0	COVER(SEAT SUPPORT,C)	COUVERCLE	ABDECKUNG	1		
050	RC411-4354-4	ASSY LOCK CYLINDER	ENS.VERROU DE CYLIN.	GRP.RIEGELZYLINDER	1		
060	RC411-4355-0	COVER,LOCK	COUVERCLE	DECKEL	1		
070	RC411-4358-0	PLATE,LOCK	PLAQUE	PLATTE	1		
080	RC411-4360-0	SCREW,TAPPING	VIS	SCHRAUBE	2		
090	04613-50050	CIR-CLIP,EXTERNAL	CIRCLIP	SPRENGRING,AUSSEN	2		

J30000 STEP MARCHEPIED TRITT

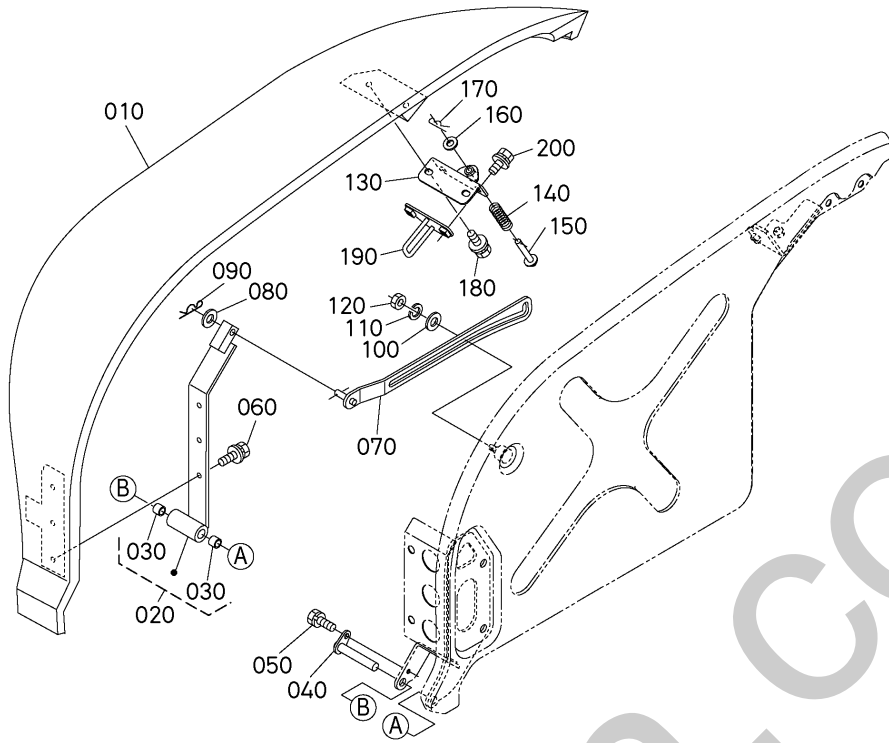


A:U27-4

REF.No. POS.No. BILD-Nr.	PART No. REFERENCE BESTELL-Nr.	PART NAME	DESIGNATION	BEZEICHNUNG	Q'TY/S.No. Q'TE/No.S. STUECK/S.Nr.	I.C. I.C. I.C.	REMARKS REMARQUES BEMERKUNGEN
					A		
010	RH418-4411-0	STEP(FRONT)	MARCHE AVANT	VORDER TRITT	1		
020	01135-51020	BOLT,W SEMS	VIS	SCHRAUBE	4		
030	RH418-4412-0	STEP(LH)	MARCHE GAUCH	TRITT LS	1		
040	RH418-4413-0	STEP(RH)	MARCHE DROIT	TRITT RS	1		
050	RH418-4414-0	STEP(RH,SUPPORT)	MARCHE	STUFE	1		
060	01135-51020	BOLT,W SEMS	VIS	SCHRAUBE	2		
070	RH418-4441-0	MAT,CANOPY	MAT DE CABINE	KABINEMAT	1		CANOPY
070	RH418-4871-0	MAT,CABIN	TAPIS DE CABINE	MATKABINE	1		CABIN
080	RH418-4442-0	MAT,CANOPY	MAT DE CABINE	KABINEMAT	1		CANOPY
080	RH418-4872-0	MAT,CABIN	TAPIS DE CABINE	MATKABINE	1		CABIN

↔ Interchangeable; ≠ not Interchangeable; ← new for old; → old for new

K00200 COVER(TANK) COUVERCLE (RESERVOIR) DECKEL (TANK)



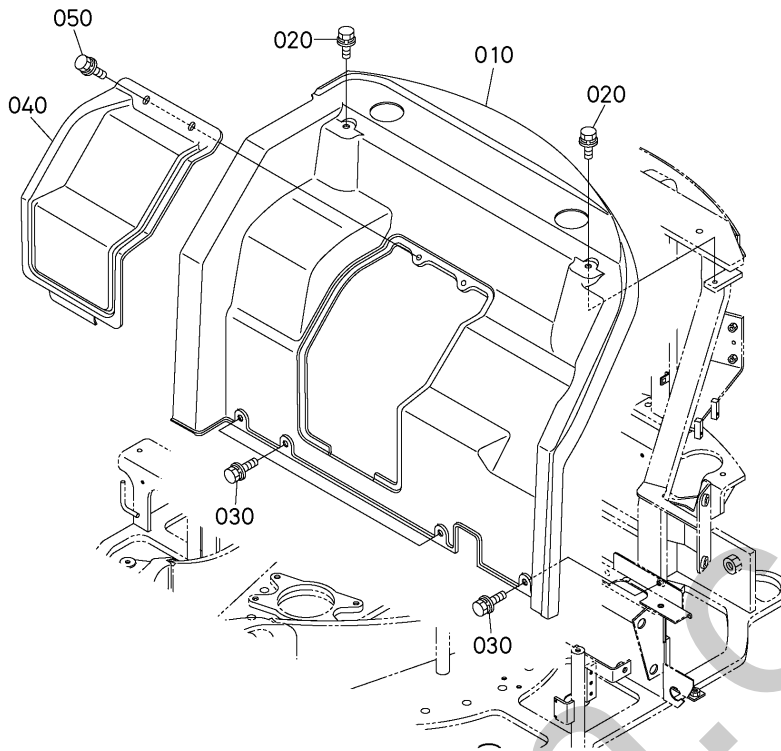
RH418-037-10

A:U27-4

REF.No. POS.No. BILD-Nr.	PART No. REFERENCE BESTELL-Nr.	PART NAME	DESIGNATION	BEZEICHNUNG	Q'TY/S.No. Q'TE/No.S. STUECK/S.Nr.		I.C.	REMARKS REMARQUES BEMERKUNGEN
					A			
010	RH418-4351-0	COVER(TANK)	COUVERCLE,RESERVOIR	TANKABDECKUNG	1			
020	RH418-4352-0	HINGE,ASSY(TANK COVE)	PENTURE	SCHARNIER	1			
030	08511-01415	BUSH	BAGUE	BUCHSE	2			
040	RH418-4355-0	PIN(HINGE)	AXE D'ARTICULATION	GELENKSTIFT	1			
050	01123-50814	BOLT,SEMS	VIS	BOLZEN	1			
060	01125-50820	BOLT,W SEMS	VIS	BOLZEN	3			
070	RH418-4354-0	STAY(TANK COVER)	SUPPORT	STPPORT	1			
080	04011-50100	WASHER,PLAIN	RONDELLE FREIN	SCHEIBE	1			
090	05525-51000	PIN SNAP	GOUPILLE BETA	SICHERUNGSSTIFT	1			
100	04015-50080	WASHER,PLAIN	RONDELLE FREIN	SCHEIBE	1			
110	04512-50080	WASHER,SPRING LOCK	RONDELLE GROWER	FEDERRING	1			
120	02114-50080	HEX NUT	ECROU	MUTTER	1			
130	RH418-4356-0	BRACKET(LOCK 1,T COV)	PALIER	HALTER	1			
140	RH418-4382-0	SPRING(FLIP,UP)	RESSORT	FEDER	1			
150	RH418-4383-0	PIN(FLIP,UP)	BROCHE	STIFT	1			
160	04013-50080	WASHER,PLAIN	RONDELLE FREIN	SCHEIBE	1			
170	05525-50800	SNAP PIN	GOUPILLE BETA	SICHERUNGSSTIFT	1			
180	01125-50816	BOLT,W SEMS	VIS	BOLZEN	2			
190	RH418-4357-0	BRACKET(LOCK 2,T COV)	PALIER	HALTER	1			
200	01125-50816	BOLT,W SEMS	VIS	BOLZEN	2			

↔ Interchangeable; ≠ not Interchangeable; ← new for old; → old for new

**K10000 BONNET (FRONT)
CAPOT
KUEHLERHAUBE**



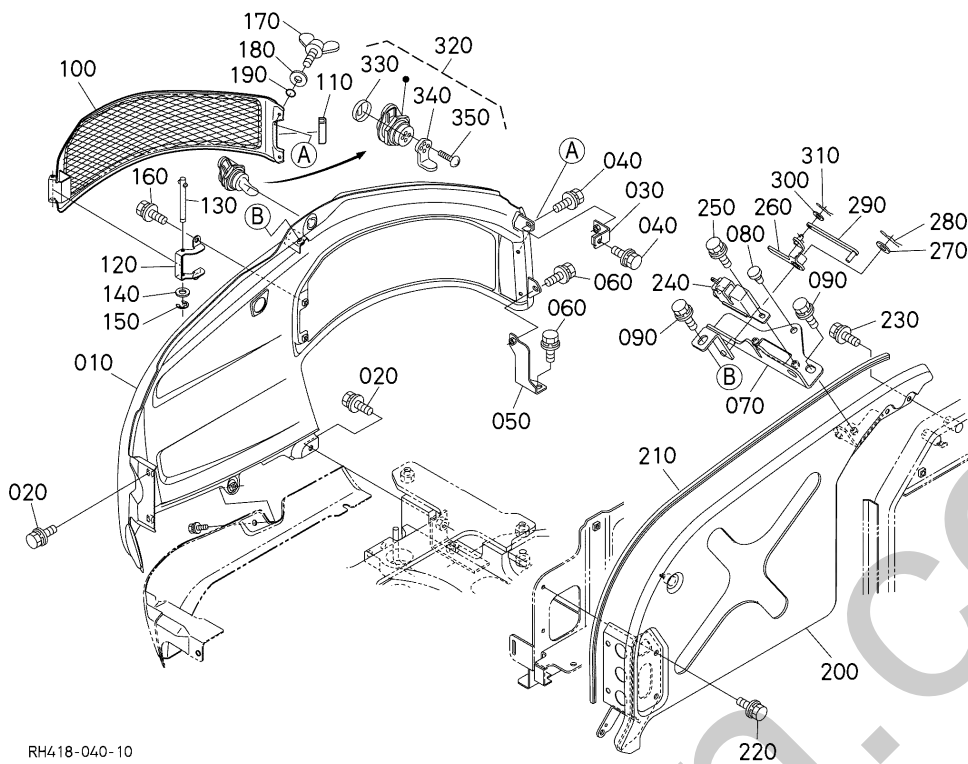
RH418-038-10

A:U27-4

REF.No. POS.No. BILD-Nr.	PART No. REFERENCE BESTELL-Nr.	PART NAME	DESIGNATION	BEZEICHNUNG	Q'TY/S.No. Q'TE/No.S. STUECK/S.Nr. A	I.C. I.C. I.C.	REMARKS REMARQUES BEMERKUNGEN
010	RH418-4311-2	BONNET(FRONT)	CAPOT AVANT	MOTORHAUBE	1		
020	01135-51020	BOLT,W SEMS	VIS	SCHRAUBE	3		
030	01135-51025	BOLT,W SEMS	VIS	SCHRAUBE	5		
040	RH418-4312-2	COVER(BONNET FRONT)	COUVERCLE CAPOT AVANT	DECKEL	1		
050	01127-50820	BOLT,W SEMS(LARGE WASHER)	VIS	BOLZEN	2		

↔ Interchangeable; ≠ not interchangeable; ← new for old; → old for new

**K10200 BONNET (RH)
CAPOT (DROITE)
MOTORHAUBE (RS)**



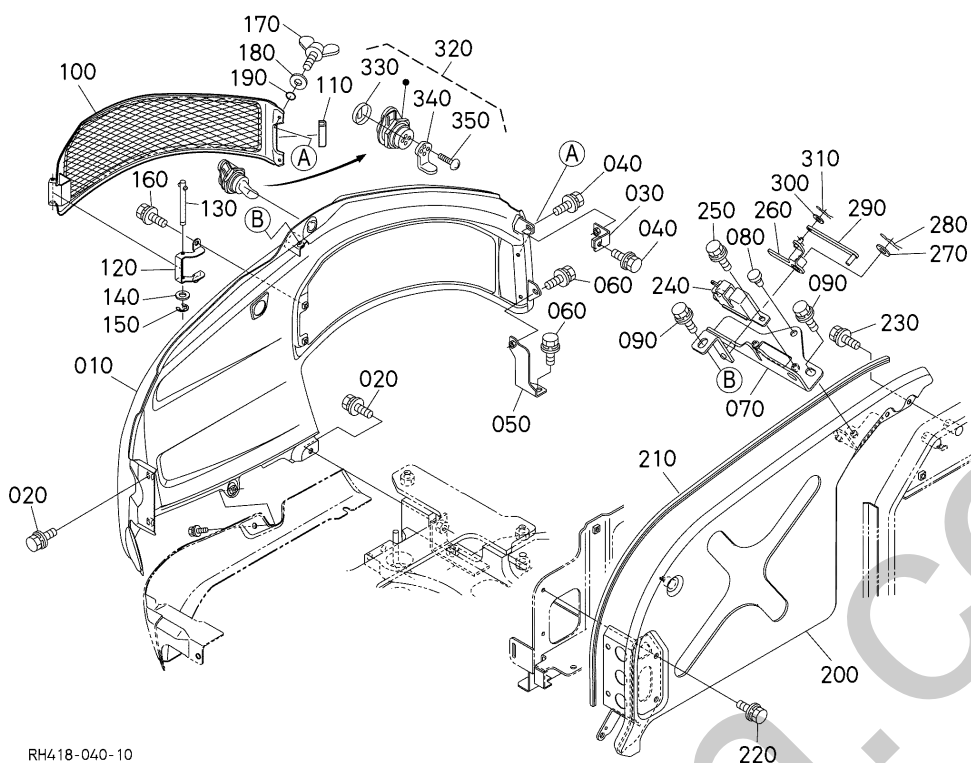
RH418-040-10

A:U27-4

REF.No. POS.No. BILD-Nr.	PART No. REFERENCE BESTELL-Nr.	PART NAME	DESIGNATION	BEZEICHNUNG	Q'TY/S.No. Q'TE/No.S. STUECK/S.Nr. A	I.C. I.C. I.C.	REMARKS REMARQUES BEMERKUNGEN
010	RH418-4331-0	BONNET(RIGHT)	CAPOT	MOTORHAUBE	1		
020	01135-51020	BOLT,W SEMS	VIS	SCHRAUBE	3		
030	RH418-4316-0	STAY(BONNET,LR1)	ETAI	ANSCHLAG	1		
040	01135-51020	BOLT,W SEMS	VIS	SCHRAUBE	2		
050	RH418-4334-0	STAY	SUPPORT DE CAPOT D.	STREBE	1		
060	01135-51020	BOLT,W SEMS	VIS	SCHRAUBE	2		
070	RH418-4335-0	STAY	SUPPORT DE CAPOT D.	STREBE	1		
080	68351-4322-0	CUSHION	COUSSIN	KISSEN	1		
090	01135-51025	BOLT,W SEMS	VIS	SCHRAUBE	3		
100	RH418-4332-0	COVER(INTAKE)	COUVERCLE	DECKEL	1		
110	RH638-4297-0	TRIM	EQUILIBRAGE	KANTENSCHUTZ	1		
120	RH418-4333-0	HINGE(INTAKE,COVER)	PENTURE	SCHARNIER	1		
130	RH418-4336-0	PIN(HINGE)	AXE D'ARTICULATION	GELENKSTIFT	1		
140	04013-50080	WASHER,PLAIN	RONDELLE FREIN	SCHEIBE	1		
150	04613-50060	CIR-CLIP, EXTERNAL	CIRCLIP	SPRENGRING,AUSSEN	1		
160	01125-50816	BOLT,W SEMS	VIS	BOLZEN	2		
170	01811-50612	BOLT,WING	BOULON A OREILLES	FLUEGELBOLZEN	2		
180	04013-50060	WASHER,PLAIN	RONDELLE FREIN	SCHEIBE	2		
190	04811-10060	O RING	JOINT TORIQUE	O RING	2		
200	RH418-4337-0	PLATE,PARTITION	SABLIERE DE CLOISON	VERTEILUNGSPLATTE	1		
210	RH418-4348-0	TRIM	EQUILIBRAGE	TRIMM	1		
220	01135-51025	BOLT,W SEMS	VIS	SCHRAUBE	2		
230	01135-51020	BOLT,W SEMS	VIS	SCHRAUBE	2		
240	RB101-4342-0	HOOK,BONNET	CROCHET DE CAPOT	KUEHLERHAUBEHAKEN	1		
250	01025-50616	BOLT	VIS	BOLZEN	2		
260	RH418-4358-0	LEVER(LOCK,T COVER)	LEVIER	HEBEL	1		
270	04013-50080	WASHER,PLAIN	RONDELLE FREIN	SCHEIBE	1		
280	05525-50800	SNAP PIN	GOUPILLE BETA	SICHERUNGSTIFT	1		
290	RH418-4359-0	LINK(LOCK,T COVER)	BIELLETTE	VERBINDUNG	1		
300	04013-50050	WASHER,PLAIN	RONDELLE FREIN	SCHEIBE	1		

↔ Interchangeable; ≠ not Interchangeable; ← new for old; → old for new

K10200 BONNET (RH) CAPOT (DROITE) MOTORHAUBE (RS)



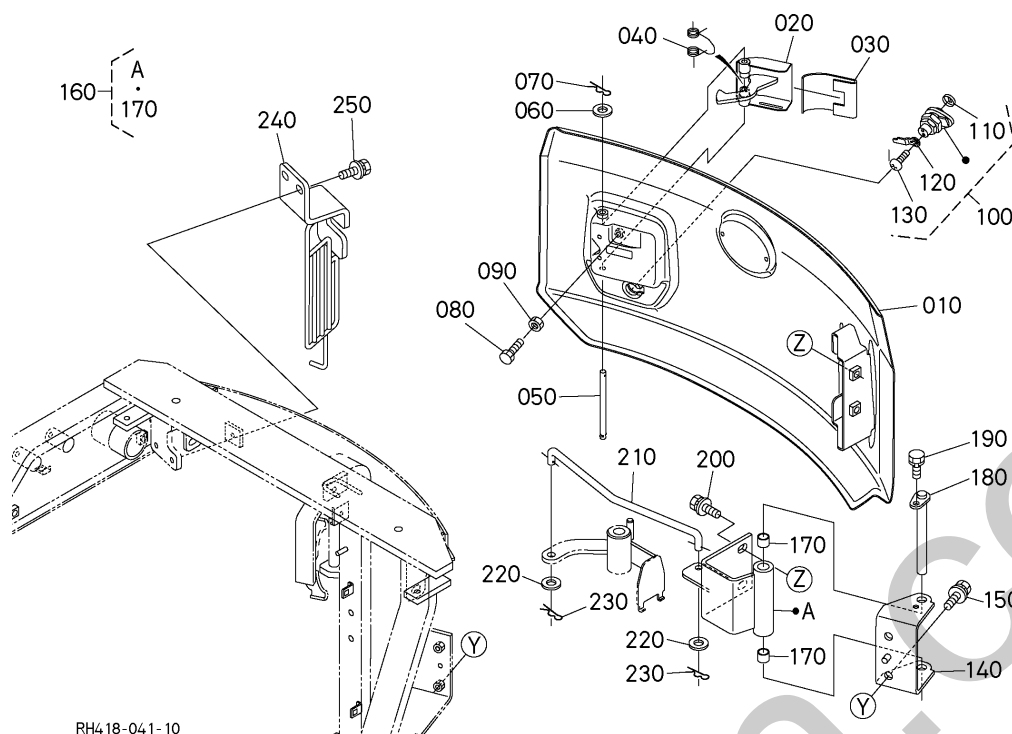
RH418-040-10

A:U27-4

REF.No. POS.No. BILD-Nr.	PART No. REFERENCE BESTELL-Nr.	PART NAME	DESIGNATION	BEZEICHNUNG	Q'TY/S.No. Q'TE/No.S. STUECK/S.Nr.	I.C. I.C.	REMARKS REMARQUES BEMERKUNGEN
					A		
310	05525-50500	PIN SNAP	GOUILLE BETA	SICHERUNGSSTIFT	1		
320	RD451-3911-0	ASSY LOCK,CYLINDER	ENS.VERROU DE CYLIN.	GRP.RIEGELZYLINDER	1		
330	RC411-4355-0	COVER,LOCK	COUVERCLE	DECKEL	1		
340	RD451-3917-0	PLATE,LOCK	PLAQUE	BLECH,SCHLOSS	1		
350	RC411-4360-0	SCREW,TAPPING	VIS	SCHRAUBE	2		

↔ Interchangeable; ≠ not Interchangeable; ← new for old; → old for new

K10300 BONNET (REAR) CAPOT ARRIERE MOTORHAUBE HINTERE

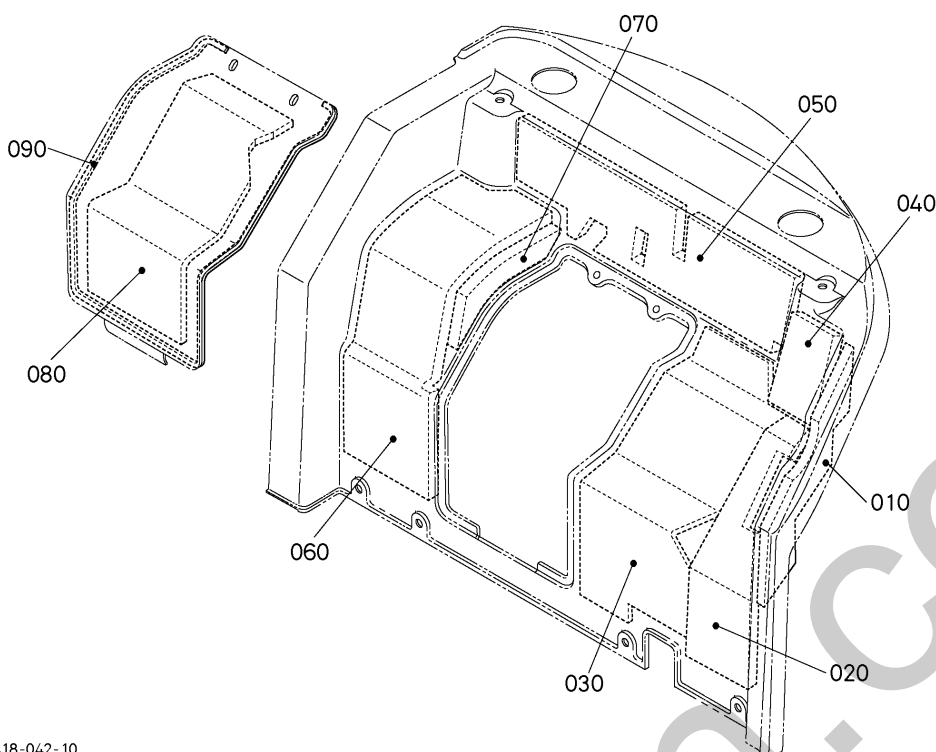


A:U27-4

REF.No. POS.No. BILD-Nr.	PART No. REFERENCE BESTELL-Nr.	PART NAME	DESIGNATION	BEZEICHNUNG	Q'TY/S.No. Q'TE/No.S. STUECK/S.Nr. A	I.C. I.C. I.C.	REMARKS REMARQUES BEMERKUNGEN
010	RH418-4361-0	BONNET(REAR)	CAPOT ARRIERE	KUEHLERHAUBE	1		
020	RH418-4367-0	HANDLE,BONNET R	POIGNEE	GRIFF	1		
030	RG158-4357-2	INSULATOR(HANDLE)	ISOLANT	ISOLIERMATERIAL	1		
040	RG158-4356-0	SPRING,HANDLE	RESSORT	FEDER	1		
050	RG158-4355-0	PIN,HANDLE	BROCHE	STIFT	1		
060	04013-50080	WASHER,PLAIN	RONDELLE FREIN	SCHEIBE	1		
070	05525-50800	SNAP PIN	GOUPILLE BETA	SICHERUNGSTIFT	1		
080	01055-50640	HEX.BOLT	VIS	BOLZEN	1		
090	02012-50060	HEX.NUT	ECROU	MUTTER	1		
100	RD451-3911-0	ASSY LOCK,CYLINDER	ENS.VERROU DE CYLIN.	GRP.RIEGELZYLINDER	1		
110	RC411-4355-0	COVER,LOCK	COUVERCLE	DECKEL	1		
120	RD451-3917-0	PLATE,LOCK	PLAQUE	BLECH,SCHLOSS	1		
130	RC411-4360-0	SCREW,TAPPING	VIS	SCHRAUBE	2		
140	RH418-4362-0	HINGE(1,BONNET R)	PENTURE	SCHARNIER	1		
150	01135-51025	BOLT,W SEMS	VIS	SCHRAUBE	2		
160	RH418-4363-0	HINGE,ASSY(2,BONNET	PENTURE	SCHARNIER	1		
170	08511-01415	BUSH	BAGUE	BUCHSE	2		
180	RH418-4366-0	PIN(HINGE)	AXE D'ARTICULATION	GELENKSTIFT	1		
190	01123-50814	BOLT,SEMS	VIS	BOLZEN	1		
200	01135-51025	BOLT,W SEMS	VIS	SCHRAUBE	2		
210	RH418-4365-0	STAY(BONNET R)	ETAI	ANSCHLAG	1		
220	04011-50100	WASHER,PLAIN	RONDELLE FREIN	SCHEIBE	2		
230	05525-51000	PIN SNAP	GOUPILLE BETA	SICHERUNGSTIFT	2		
240	RH418-4368-0	STAY(LOCK,BONNET R)	ETAI	ANSCHLAG	1		
250	01135-51025	BOLT,W SEMS	VIS	SCHRAUBE	2		

↔ Interchangeable; ≠ not Interchangeable; ← new for old; → old for new

K20000 SPONGE 1
EPONGE 1
SCHAUMGUMMI 1

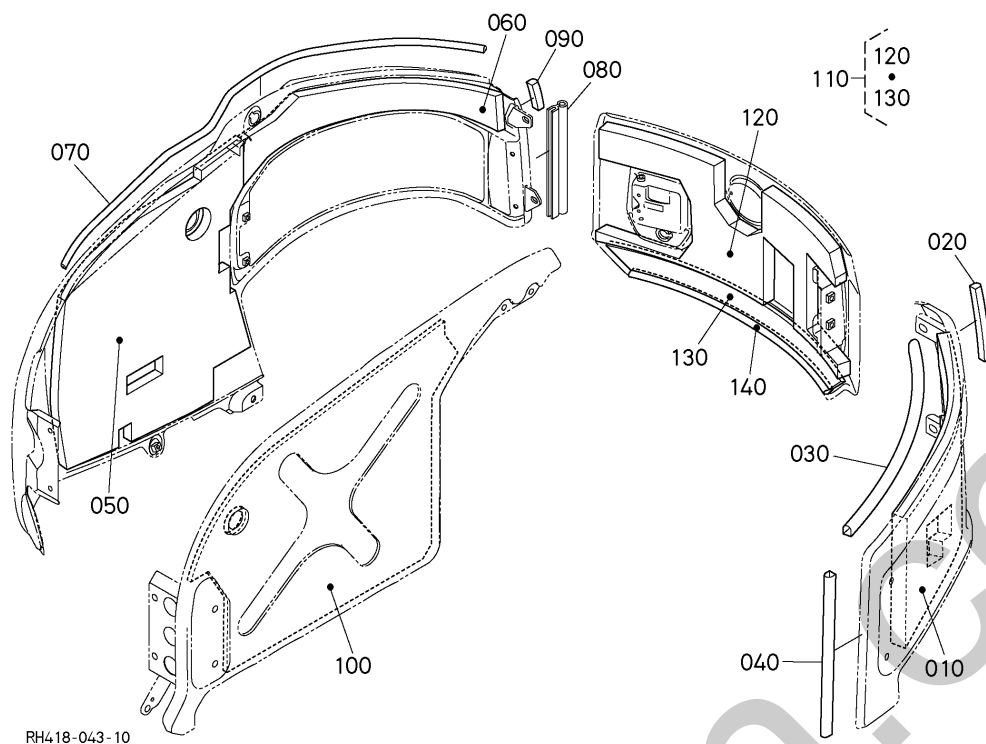


RH418-042-10

A:U27-4

REF.No. POS.No. BILD-Nr.	PART No. REFERENCE BESTELL-Nr.	PART NAME	DESIGNATION	BEZEICHNUNG	Q'TY/S.No. Q'TE/No.S. STUECK/S.Nr.	I.C. I.C.	REMARKS REMARQUES BEMERKUNGEN
					A		
010	RH418-4321-0	SPONGE,BONNET	EPONGE DE CAPOT	SCHWAMM,MOTORHAUBE	1		
020	RH418-4322-0	SPONGE,BONNET	EPONGE DE CAPOT	SCHWAMM,MOTORHAUBE	1		
030	RH418-4323-0	INSULATION(BONNET F.	ISOLANT	ISOLIERMATERIAL	1		
040	RH418-4324-0	SPONGE,BONNET	EPONGE DE CAPOT	SCHWAMM,MOTORHAUBE	1		
050	RH418-4325-0	SPONGE,BONNET	EPONGE DE CAPOT	SCHWAMM,MOTORHAUBE	1		
060	RH418-4326-0	SPONGE,BONNET	EPONGE DE CAPOT	SCHWAMM,MOTORHAUBE	1		
070	RH418-4327-0	SPONGE,BONNET	EPONGE DE CAPOT	SCHWAMM,MOTORHAUBE	1		
080	RH418-4328-0	INSULATION(COVER,FRO	ISOLANT	ISOLIERMATERIAL	1		
090	RB557-4319-0	TAPE(SEAL)	BANDE DE JOINT	DICHTBAND	1		

K20100 SPONGE 2 EPONGE 2 SCHAUMGUMMI 2



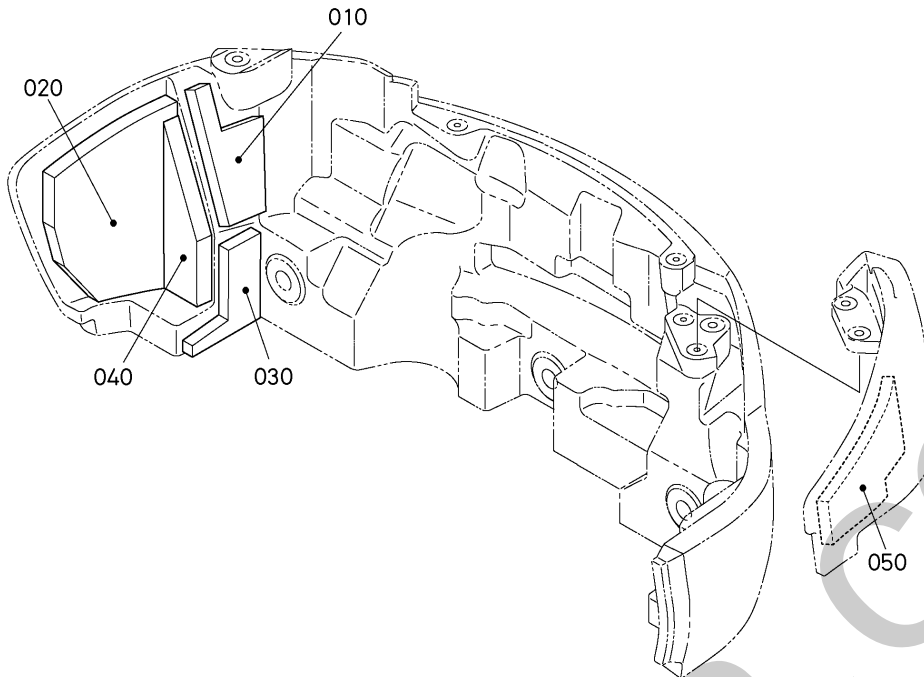
RH418-043-10

A:U27-4

REF.No. POS.No. BILD-Nr.	PART No. REFERENCE BESTELL-Nr.	PART NAME	DESIGNATION	BEZEICHNUNG	Q'TY/S.No. Q'TE/No.S. STUECK/S.Nr.	I.C.	REMARKS REMARQUES BEMERKUNGEN
					A		
010	RH418-4329-0	SPONGE,BONNET LH	EPONGE DE CAPOT GAU.	SCHAUMGUMMI,HAUBE LS	1		
020	RH418-4379-0	RUBBER,SEALING	CAOUTCHOUC JOINT	GUMMIABDICHTUNG	1		
030	RH418-4373-0	RUBBER,SEALING(D,565	JOINT EN CAOUTCHOUC	GUMMIDICHTUNG	1		
040	RH418-4378-0	RUBBER,SEALING(D,315	JOINT EN CAOUTCHOUC	GUMMIDICHTUNG	1		
050	RH418-4341-0	SPONGE,BONNET RH	EPONGE DE CAPOT D.	SCHAUMGUMMI	1		
060	RH418-4342-0	SPONGE,BONNET RH	EPONGE DE CAPOT D.	SCHAUMGUMMI	1		
070	RH418-4345-0	TRIM	EQUILIBRAGE	TRIMM	1		
080	RG138-4395-0	TRIM	EQUILIBRAGE	KANTENSCHUTZ	1		
090	RH638-4297-0	TRIM	EQUILIBRAGE	KANTENSCHUTZ	1		
100	RH418-4347-0	ABSORBER,SOUND(PARTI	EPONGE	SCHAUMGUMMI	1		
110	RH418-4370-0	SPONGE,KIT(BONNET R)	EPONGE	SCHAUMSTOFF	1		
120	RH418-4371-0	ABSORBER,SOUND	INSONORISANT	SCHALLDAEMPFER	1		
130	RH418-4372-0	ABSORBER,SOUND	INSONORISANT	SCHALLDAEMPFER	1		
140	RH418-4373-0	RUBBER,SEALING(D,565	JOINT EN CAOUTCHOUC	GUMMIDICHTUNG	1		

↔ Interchangeable; ≠ not Interchangeable; ← new for old; → old for new

K20200 SPONGE 3 EPONGE 3 SCHAUMGUMMI 3



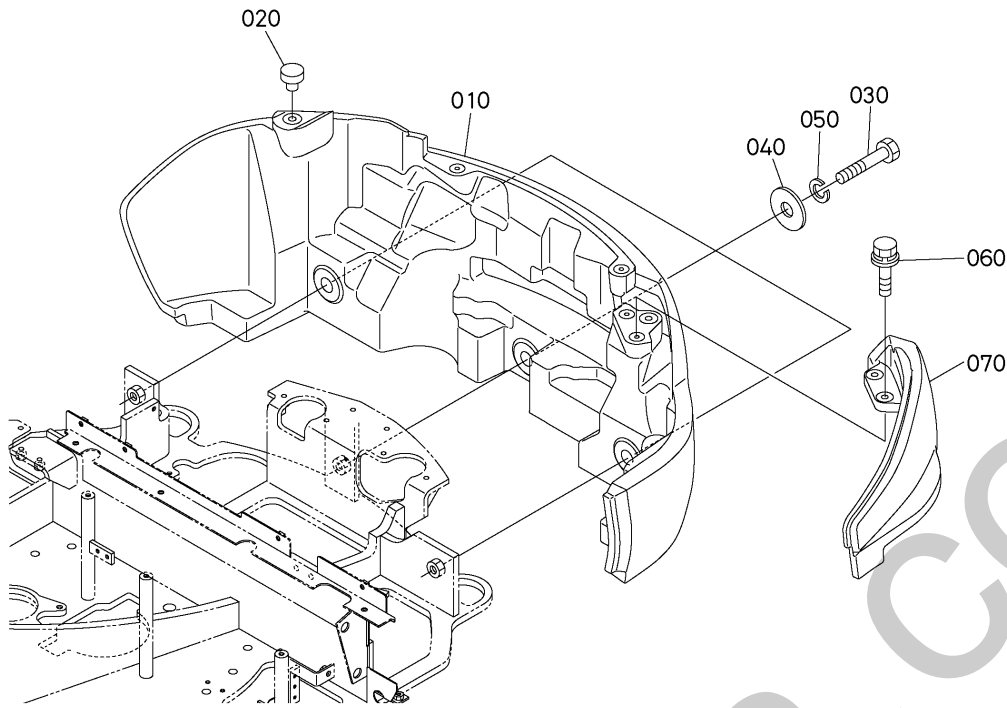
RH418-044-10

A:U27-4

REF.No. POS.No. BILD-Nr.	PART No. REFERENCE BESTELL-Nr.	PART NAME	DESIGNATION	BEZEICHNUNG	Q'TY/S.No. Q'TE/No.S. STUECK/S.Nr. A	I.C. I.C. I.C.	REMARKS REMARQUES BEMERKUNGEN
010	RH418-4843-0	ABSORBER,SOUND(WEIGH	ABSORBER(BRUIT)	ABSORBER(GERÄUSCH)	1		
020	RH418-4844-0	ABSORBER,SOUND(WEIGH	ABSORBER(BRUIT)	ABSORBER(GERÄUSCH)	1		
030	RH418-4845-0	ABSORBER,SOUND(WEIGH	ABSORBER(BRUIT)	ABSORBER(GERÄUSCH)	1		
040	RH418-4846-0	ABSORBER,SOUND(WEIGH	ABSORBER(BRUIT)	ABSORBER(GERÄUSCH)	1		
050	RH418-4847-0	ABSORBER,SOUND(WEIGH	ABSORBER(BRUIT)	ABSORBER(GERÄUSCH)	1		

↔ Interchangeable; ≠ not Interchangeable; ← new for old; → old for new

K30000 WEIGHT CONTREPOIDS GEWICHT



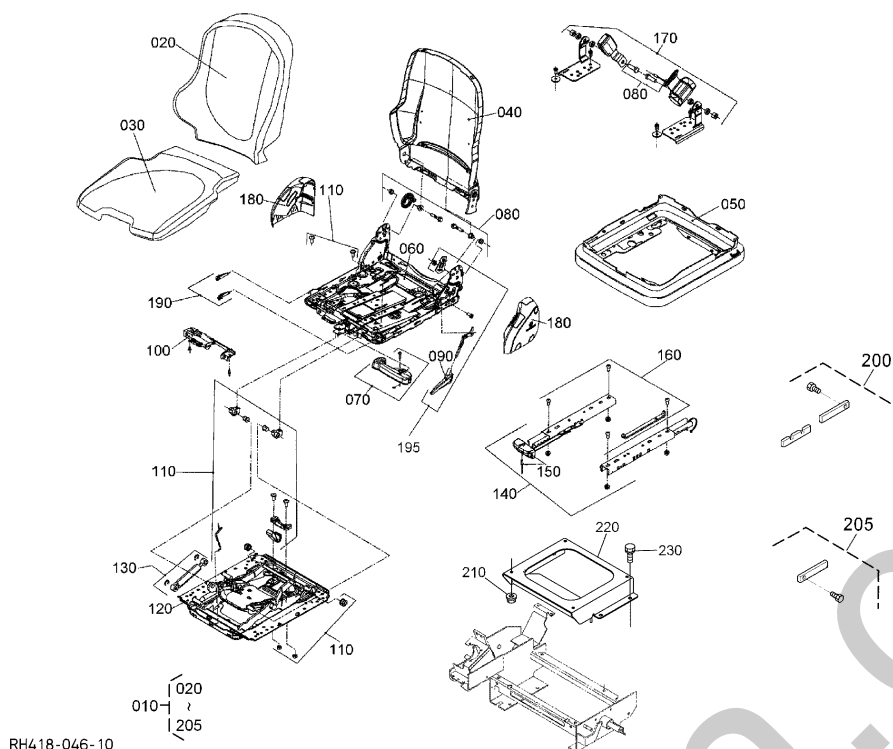
RH418-045-10

A:U27-4

REF.No. POS.No. BILD-Nr.	PART No. REFERENCE BESTELL-Nr.	PART NAME	DESIGNATION	BEZEICHNUNG	Q'TY/S.No. Q'TE/No.S. STUECK/S.Nr. A	I.C. I.C. I.C.	REMARKS REMARQUES BEMERKUNGEN
010	RH418-4811-0	WEIGHT	CONTREPOIDS	GEWICHT	1		
020	69481-1199-0	PLUG	BOUCHON	STOPFEN	1		
030	RC411-4841-2	BOLT	VIS	BOLZEN	3		
040	RP801-4812-0	WASHER	RONDELLE	SCHEIBE	3		
050	04512-50200	WASHER,SPRING LOCK	RONDELLE GROWER	FEDERRING	3		
060	RH418-4813-0	WEIGHT(LEFT)	CONTREPOIDS GAUCHE	GEWICHT LS	1		
070	01135-51040	BOLT,W SEMS	VIS	BOLZEN	2		

↔ Interchangeable; ≠ not Interchangeable; ← new for old; → old for new

K40000 SEAT SIEGE SITZ



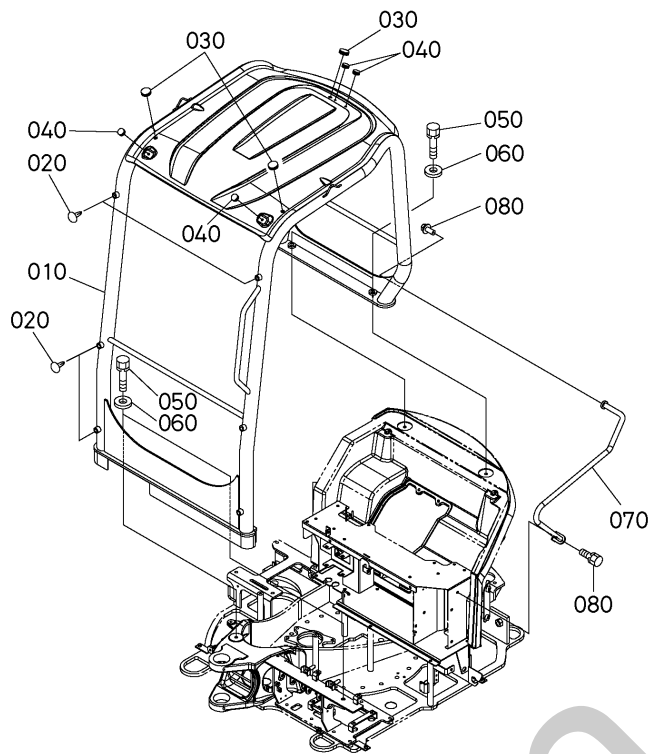
RH418-046-10

A:U27-4

REF.No. POS.No. BILD-Nr.	PART No. REFERENCE BESTELL-Nr.	PART NAME	DESIGNATION	BEZEICHNUNG	Q'TY/S.No. Q'TE/No.S. STUECK/S.Nr.	I.C.	REMARKS REMARQUES BEMERKUNGEN
					A	I.C.	
010	RG158-3800-0	ASSY SEAT,CANOPY	SIEGE(CANOPY)	SITZ(FAHRERSCHUTZDACH)	1		CANOPY
010	RG158-3850-0	SEAT,ASSY(CABIN)	SIEGE	SITZBAUGRUPPE	1		CABIN
020	RG138-3801-0	BACKREST CUSHION,VIN	COUSSIN DOSSIER, MAT.PL	RÜCKENPOLSTER,KUNSTST.	1		CANOPY
020	RG138-3851-0	BACKREST CUSHION,CLO	COUSSIN DOSSIER, TISSU	RÜCKENPOLSTER,STOFF	1		CABIN
030	RG138-3802-0	SEAT CUSHION,VINYL	COUSSIN SIEGE, MAT.PL	SITZPOLSTER,KUNSTST.	1		CANOPY
030	RG138-3852-0	SEAT CUSHION,CLOTH	COUSSIN SIEGE, TISSU	SITZPOLSTER,STOFF	1		CABIN
040	RG138-3853-0	BACKREST,ASSY	DOSSIER CPL.	GRP.RÜCKENPOLSTER	1		
050	RG138-3854-0	BELLOW,ASSY	SOUFFLET CPL.	GRP.FALTENBALG	1		
060	RG138-3855-0	SPRING PACK,ASSY	PAQUET RESSORTS CPL.	GRP.FEDERPAKET	1		
070	RG138-3856-0	ASSY HANDLE	POGNEE CPL.	GRP.GRIFF	1		
080	RG138-3857-0	BACKREST PIVOT,ASSY	COUSSINET DOSSIER CPL.	GRP.RÜCKENLAGER	1		
090	RG138-3858-0	BACKREST,ASSY	POIGNEE, DOSSIER	GRIF,RÜCKENLEHNE	1		
100	RG138-3859-0	SEAT BUCKET,ASSY	CARCASSE SIEGE CPL.	GRP.GEHÄUSE	1		
110	RG138-3860-0	WEAR PARTS	PIECES D'USURE	VERSCHLEISSTEILE	1		
120	RG138-3861-0	SWING PLATE,ASSY	BASCULE CPL.	GRP.SCHWINGE	1		
130	RG138-3862-0	SHOCK ABSORBER,ASSY	AMORTISSEUR CPL.	GRP.STOSSDÄMPFER	1		
140	RG138-3863-0	PAIR OF RUNNERS	PAIRE DE GLISSIERES	SATZ,SCHIENEN	1		
150	RG138-3864-0	ASSY HANDLE	POIGNEE CPL.	GRP.GRIFF	1		
160	RG138-3865-0	MOUNTING KIT	KIT DE MONTAGE	MONTAGESATZ	1		
170	RG138-3866-0	LAP SEAT BELT	SANGLE DE BASSIN	BECKENGURT	1		
180	RG138-3867-0	COVERING,CPL.	REVEITEMENT CPL.	GRP.ABDECKUNG	1		
190	RG138-3868-0	STOP,ASSY	BUTEE CPL.	GRP.ANSCHLAG	1		
195	RG138-3869-0	BACKREST ADJUST,ASSY	REGLAGE DOSSIER CPL.	GRP.RÜCKENVERSTELLUNG	1		
200	RG158-3801-0	STOPPER	ARRETEUR	ANSCHLAG	1		
205	RG158-3802-0	STOPPER	ARRETEUR	ANSCHLAG	1		
210	02751-50080	NUT,FLANGE	ECROU A EMBASE	MUTTER	4		
220	RH418-3813-0	BRACKET(SEAT)	SUPPORT DE SIEGE	HALTER	1		
230	01135-51020	BOLT,W SEMS	VIS	SCHRAUBE	4		

↔ Interchangeable; ≠ not Interchangeable; ← new for old; → old for new

L00000 CANOPY
AUVENT
KABINENHAUBE



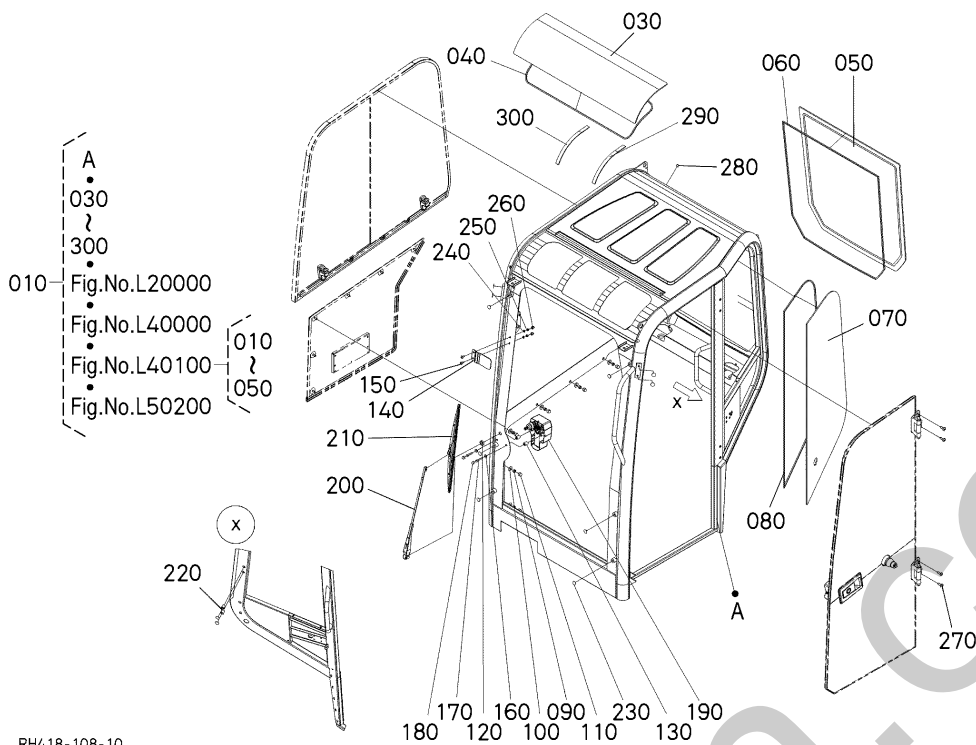
RH418-050-11

A:U27-4

REF.No. POS.No. BILD-Nr.	PART No. REFERENCE BESTELL-Nr.	PART NAME	DESIGNATION	BEZEICHNUNG	Q.TY/S.No. Q.TE/No.S. STUECK/S.Nr.	I.C. I.C.	REMARKS REMARQUES BEMERKUNGEN
					A		
010	RH418-4531-3	CANOPY(ROPS)	AUVENT DE ROPS	KABINENHAUBE	1		
020	RG108-4129-0	PLUG	BOUCHON	STOPFEN	6		
030	RG508-4604-0	GROMMET	GRUMMET	GUMMITÜLLE	3		
040	RG138-4532-0	GROMMET	GRUMMET	GUMMITÜLLE	4		
050	01138-51450	BOLT,SEMS	VIS	BOLZEN	4		
060	04013-50140	WASHER,PLAIN	RONDELLE FREIN	SCHEIBE	4		
070	RH418-4526-0	HANDRAIL(LH)	POIGNEE,GAUCHE	GELAENDER LS	1		
080	RH418-4528-0	BOLT ACC. 0113551025	VIS	SCHRAUBE	2		

↔ Interchangeable; ≠ not Interchangeable; ← new for old; → old for new

L10000 CABIN (BODY)
CABINE (CORPS)
KABINE (KOERPER)



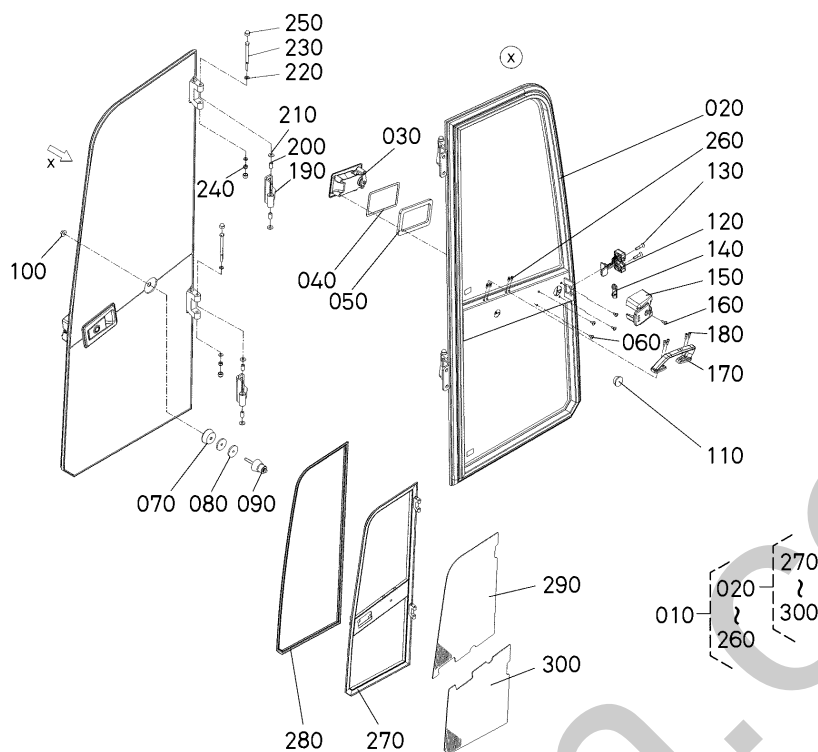
RH418-108-10

A:U27-4

REF.No. POS.No. BILD-Nr.	PART No. REFERENCE BESTELL-Nr.	PART NAME	DESIGNATION	BEZEICHNUNG	Q'TY/S.No. Q'TE/No.S. STUECK/S.Nr. A	I.C. I.C. I.C.	REMARKS REMARQUES BEMERKUNGEN
010	RH418-4600-2	CAB.ASSY	ENS.CABINE	GRP.KABINE	1		
020	---	BLANK	BLANC	LEERE SPALTE	-		
030	RH418-4655-0	ROOF(SCREEN PC PAINTED)	TOIT	DACH	1		
040	RH418-4652-0	RUBBER(SEAL)	JOINT EN CAOUTCHOUC	GUMMIDICHTUNG	1		
050	RH418-4653-0	WINDOW(REAR)	VITRE ARRIERE	SCHEIBE,HINTEN	1		
060	RH418-4656-0	RUBBER(SEAL)	JOINT EN CAOUTCHOUC	GUMMIDICHTUNG	1		
070	RH418-4651-0	WINDOW(SIDE)	VITRE LATERALE	SEITENSCHIEBE	1		
080	RH418-4654-0	RUBBER(SEAL)	JOINT EN CAOUTCHOUC	GUMMIDICHTUNG	1		
090	R2499-4665-0	NUT	ECROU	MUTTER	6		
100	69443-8078-0	WASHER,PLAIN	RONDELLE FREIN	SCHEIBE	6		
110	69443-4757-0	CAP	BOUCHON	KAPPE	6		
120	RH418-4668-0	BUSHING(DISTANCE)	BAGUE	BUCHSE	1		
130	RH418-4667-0	BUSHING	BAGUE	BUCHSE	2		
140	RG158-4719-0	BRACKET	PALIER	HALTER	1		
150	RG158-4783-0	BOLT	VIS	SCHRAUBE	2		
160	RH418-4743-0	WASHER	RONDELLE FREIN	SCHEIBE	2		
170	R2499-4637-0	BOLT	VIS	SCHRAUBE	2		
180	69449-4666-0	CAP	BOUCHON	KAPPE	2		
190	RH418-4666-0	MOTOR(12V, WIPER)	MOTEUR ESSUIE GLACE	WISCHERMOTOR	1		
200	RH418-4633-0	ARM(WIPER)	BRAS,ESSUE-GLACE	WISCHARM	1		
210	RG508-4605-0	BLADE,WIPER	LAME,ESSUIE-GLACE	WISCHERBLATT	1		
220	RG158-4701-0	NUT	ECROU	MUTTER	2		
230	RG158-4720-0	LABEL BLACK DOT CABIN	ETIQUETTE	AUFKLEBER	12		
240	RG508-4726-0	WASHER,PLAIN	RONDELLE FREIN	SCHEIBE	2		
250	RG518-4624-0	NUT	ECROU	MUTTER	2		
260	69449-4666-0	CAP	BOUCHON	KAPPE	2		
270	RG158-4734-0	BOLT	VIS	SCHRAUBE	4		
280	RG158-4746-0	PLUG	BOUCHON	STOPFEN	1		
290	RG138-4608-0	RUBBER 0,3 M	CAOUTCHOUC (2X150mm)	ZELLGUMMIFROFIL	1		
300	RG138-4608-0	RUBBER 0,3 M	CAOUTCHOUC (2X150mm)	ZELLGUMMIFROFIL	1		

↔ Interchangeable; ≠ not Interchangeable; ← new for old; → old for new

**L20000 CABIN (DOOR)
CABINE (PORTE)
KABINE (TUER)**



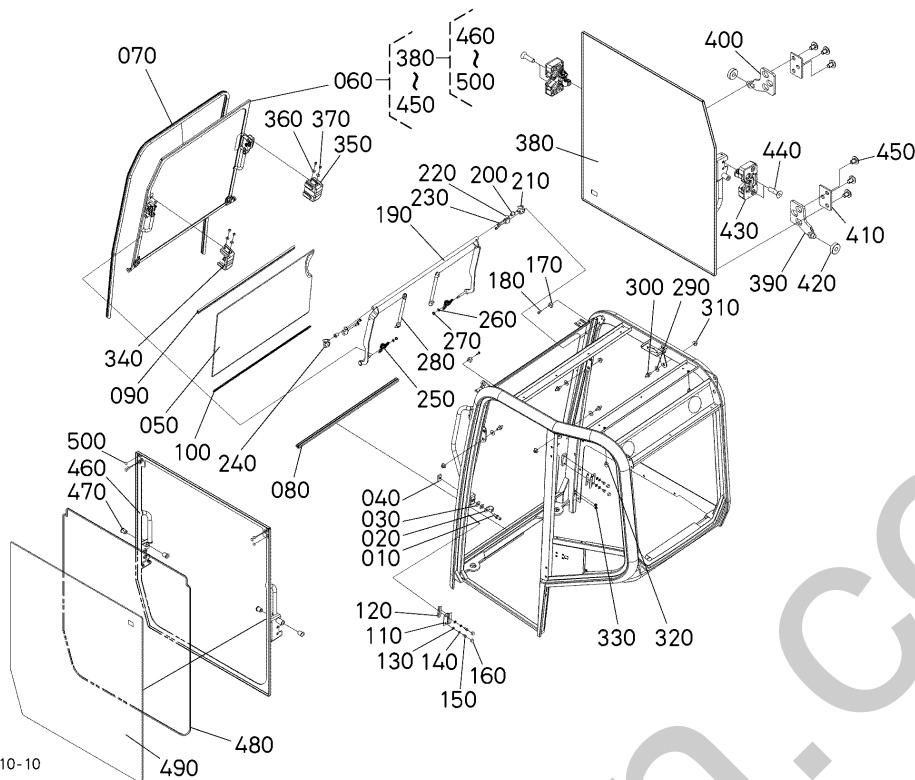
RH418-109-10

A:U27-4

REF.No. POS.No. BILD-Nr.	PART No. REFERENCE BESTELL-Nr.	PART NAME	DESIGNATION	BEZEICHNUNG	Q'TY/S.No. Q'TE/No.S. STUECK/S.Nr.	I.C.	REMARKS REMARQUES BEMERKUNGEN
					A		
010	RH418-4700-0	DOOR(ASSY)	ENS. PORTE	GRP.TÜR	1		
020	RH418-4690-0	DOOR(ASSY, LH)	ENS. PORTE GAUCHE	GRP.TÜR LS	1		
030	RG138-4653-0	HANDLE SHELL	CREUX DE POIGNEE	GRIFFSCHALE	1		
040	RG518-4628-0	SHIM	CALE	DISTANZSCHEIBE	1		
050	RG158-4706-0	SPACER	ENTRETOISE	DISTANZSTÜCK	1		
060	RG158-4732-0	BOLT	VIS	SCHRAUBE	4		
070	RG518-4729-0	BUSH	BAGUE	BUCHSE	1		
080	RH418-4602-0	SHIM	CALE	BEILAGE	2		
090	RH418-4696-0	BOLT	VIS	BOLZEN	1		
100	RG518-4728-0	NUT	ECROU	MUTTER	1		
110	RG508-4613-0	PLUG	BOUCHON	STOPFEN	1		
120	RH418-4614-0	LOCK	VERROU	VERSCHLUSS	1		
130	RH418-4707-0	BOLT	VIS	BOLZEN	2		
140	RH418-4708-0	SUPPORT(LOCK)	SUPPORT	AUFLAGE	1		
150	RH418-4717-0	COVER	ENS.COUCVERCLE	GRP.DECKEL	1		
160	RG158-4783-0	BOLT	VIS	SCHRAUBE	1		
170	RH418-4701-0	HANDLE(PA-BLACK)	POIGNEE	GRIF	1		
180	RH418-4702-0	BOLT	VIS	BOLZEN	4		
190	RH418-4684-0	HINGE	PENTURE	GELENK	2		
200	RG158-4685-0	BUSH	BAGUE	BUCHSE	4		
210	RG158-4744-0	WASHER	RONDELLE	SCHEIBE	4		
220	69443-8078-0	WASHER,PLAIN	RONDELLE FREIN	SCHEIBE	4		
230	RG158-4735-0	BOLT(DIN,M8L110)	VIS	SCHRAUBE	2		
240	69449-8022-0	NUT	ECROU	MUTTER	2		
250	69443-4757-0	CAP	BOUCHON	KAPPE	4		
260	RH418-4703-0	NUT	ECROU	MUTTER	4		
270	RH418-4695-0	FRAME(DOOR)	CADRE DE PORTE	WAGENTUERRAHMEN	1		
280	RH418-4692-0	SEAL(PROFILE, 3.980)	JOINT	DICHTUNG	1		
290	RH418-4693-0	WINDOW(DOOR, LH TOP)	VITRE SUP. DE PORTE	TÜRSCHIBE,OBEN	1		
300	RH418-4694-0	WINDOW(DOOR, LH BOTTOM)	VITRE DE PORTE INF	TÜRSCHIBE,UNTEN	1		

↔ Interchangeable; ≠ not Interchangeable; ← new for old; → old for new

**L30000 CABIN (WINDOW 1)
CABINE (GLACE)
KABINE (FENSTER)**



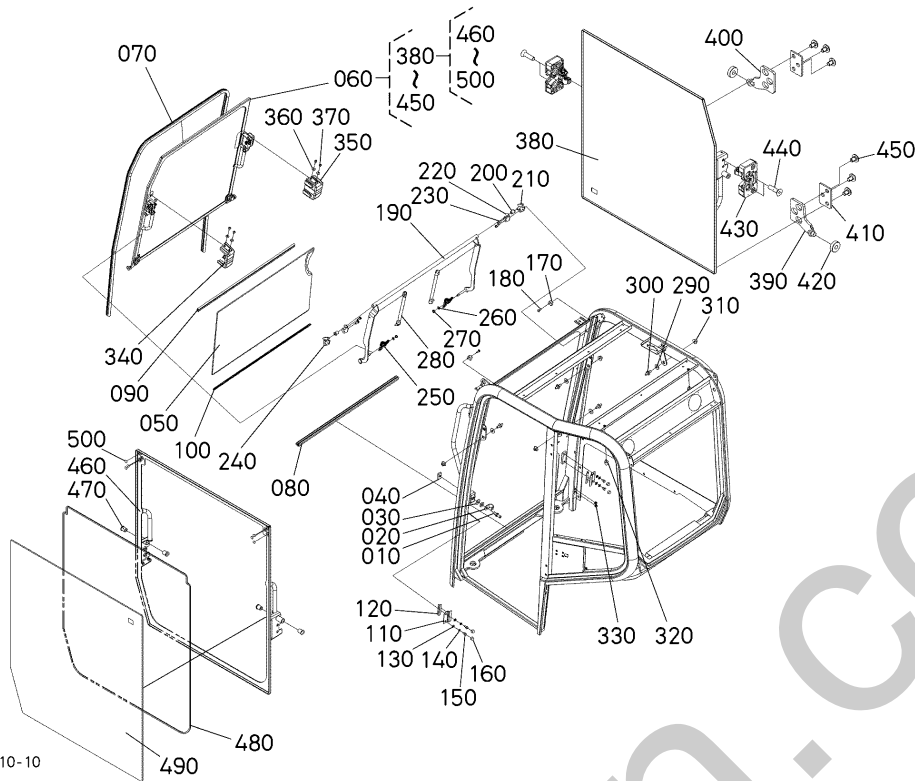
RH418-110-10

A:U27-4

REF.No. POS.No. BILD-Nr.	PART No. REFERENCE BESTELL-Nr.	PART NAME	DESIGNATION	BEZEICHNUNG	Q'TY/S.No. Q'TE/No.S. STUECK/S.Nr.	I.C.	REMARKS REMARQUES BEMERKUNGEN
					A		
010	RH418-4618-0	BOLT	VIS	BOLZEN	1		
020	RG158-4619-0	RETAINER	CONSOLE	HALTER	1		
030	R2499-4646-0	WASHER,PLAIN	RONDELLE FREIN	SCHEIBE	2		
040	RG518-4677-0	THREADED PLATE	PLAQUE	GEWINDEPLATTE	1		
050	RH418-4631-0	WINDOW(FRONT BT)	PARE BRISE	FRONTSCHIEBE	1		
060	RH418-4610-0	WINDOW(ASSY, FRONTSCHREIN)	ENS. PARE BRISE	GRP. FRONTSCHIEBE	1		
070	RH418-4635-0	SEAL(TRIM, 3.383)	JOINT	DICHTUNG	1		
080	RH418-4636-0	SEAL(TRIM, 0.79)	JOINT	DICHTUNG	1		
090	RH418-4632-0	SEAL(TRIM, 0.766)	JOINT	DICHTUNG	1		
100	RH418-4637-0	GROMMET(0.766)	GRUMMET	GUMMITÜLLE	1		
110	RG138-4601-0	RETAINER	CONSOLE	HALTER	2		
120	RG518-4703-0	SHIM	CALE	DISTANZSCHEIBE	2		
130	R2499-4733-0	WASHER,PLAIN	RONDELLE FREIN	SCHEIBE	4		
140	69443-8091-0	WASHER,SPRING	RONDELLE GROWER	FEDERRING	4		
150	RG138-4602-0	SCREW	VIS	SCHRAUBE	4		
160	69443-4757-0	CAP	BOUCHON	KAPPE	4		
170	RH418-4607-0	RUBBER	CAOUTCHOUC	GUMMI	2		
180	RG518-4637-0	BOLT	VIS	SCHRAUBE	2		
190	RH418-4691-0	LEVER(WINDOW)	LEVIER	HEBEL	1		
200	69449-4649-0	BUSH	BAGUE	BUNDBUCHSE	2		
210	RG158-4606-0	BEARING,RIGHT	COUSSINET DROITE	LAGER,RE	1		
220	RG158-4605-0	CLAMPING PLATE	PLAQUE DE SERRAGE	SPANNPLATTE	2		
230	R2499-4849-0	BOLT	VIS	SCHRAUBE	4		
240	RG158-4604-0	BEARING,LEFT	COUSSINET GAUCHE	LAGER,LI	1		
250	RG158-4622-0	LEVER LOCK FW LH	LEVIER(VERROU)	HEBEL(ARRETIERUNG)	2		
260	R2499-4733-0	WASHER,PLAIN	RONDELLE FREIN	SCHEIBE	2		
270	R2499-4665-0	NUT	ECROU	MUTTER	2		
280	RG158-4629-0	DAMPER	AMORTISSEUR	GASFEDER	2		
290	69443-8060-0	WASHER	RONDELLE	SCHEIBE	4		
300	RG158-4628-0	STRIKER FW	BOUTON DE FERMETURE	SCHLIESSBÜGEL	4		

↔ Interchangeable; ≠ not Interchangeable; ← new for old; → old for new

L30000 CABIN (WINDOW 1)
CABINE (GLACE)
KABINE (FENSTER)



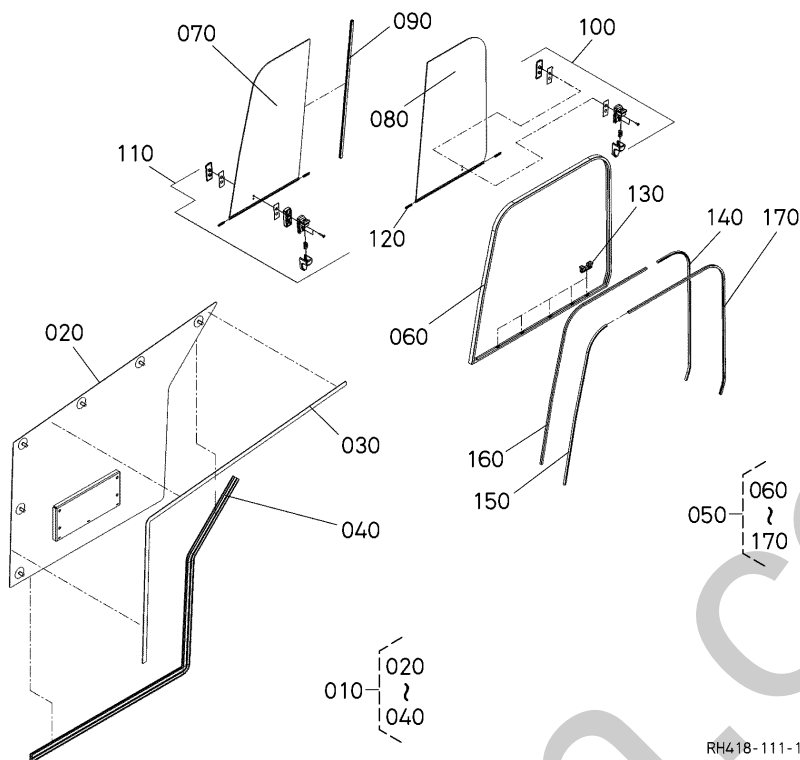
RH418-110-10

A:U27-4

REF.No. POS.No. BILD-Nr.	PART No. REFERENCE BESTELL-Nr.	PART NAME	DESIGNATION	BEZEICHNUNG	Q'TY/S.No. Q'TE/No.S. STUECK/S.Nr.	I.C.	REMARKS
					A	I.C.	BEMERKUNGEN
310	RG508-4727-0	NUT	ECROU	MUTTER	4		
320	RG158-4609-0	CUSHION	CUOSSIN	KISSEN	2		
330	69449-4659-0	GROMMET	GRUMMET	GUMMITUELLE	2		
340	RG158-4623-0	COVER LOCK FW LH	COUVERCLE	ABDECKUNG	1		
350	RG158-4626-0	COVER LOCK FW RH	COUVERCLE	ABDECKUNG	1		
360	R2499-4674-0	WASHER	RONDELLE FREIN	SCHEIBE	4		
370	RG158-4732-0	BOLT	VIS	SCHRAUBE	4		
380	RH418-4620-0	WINDOW(FRONTSCREEN, ASSY)	ENS. PARE BRISE	GRP. FRONTSCHIEBE	1		
390	RH418-4615-0	PLATE(BEARING, LH)	PLAQUE	PLATTE	1		
400	RH418-4616-0	PLATE(BEARING, RH)	PLAQUE	PLATTE	1		
410	RH418-4681-0	PLATE	PLAQUE	PLATTE	2		
420	RG518-4720-0	BEARING	ROULEMENT A BILLES	KUGELLAGER	2		
430	RG158-4621-0	ASSY LOCK FW LH	ENS. VERROUILLAGE	GRP.SCHLIESSZYLINDER	2		
440	RG158-4731-0	BOLT	VIS	SCHRAUBE	4		
450	RH418-4734-0	BOLT	VIS	BOLZEN	6		
460	RH418-4621-0	FRAME(SCREEN)	CHASSIS DE FENETRE	FENSTERRAHMEN	1		
470	69449-4649-0	BUSH	BAGUE	BUNDBUCHSE	4		
480	RH418-4625-0	CUSHION	COUSSIN	KISSEN	1		
490	RH418-4634-0	WINDOW(FRONT, TOP)	PARE BRISE	FRONTSCHIEBE	1		
500	RH418-4784-0	LABEL(BLACK DOT)	ETIQUETTE	AUFKLEBER	6		

↔ Interchangeable; ≠ not Interchangeable; ← new for old; → old for new

L30100 CABIN (WINDOW 2)
CABINE (GLACE AVANT)
KABINE (FENSTER VORDER)



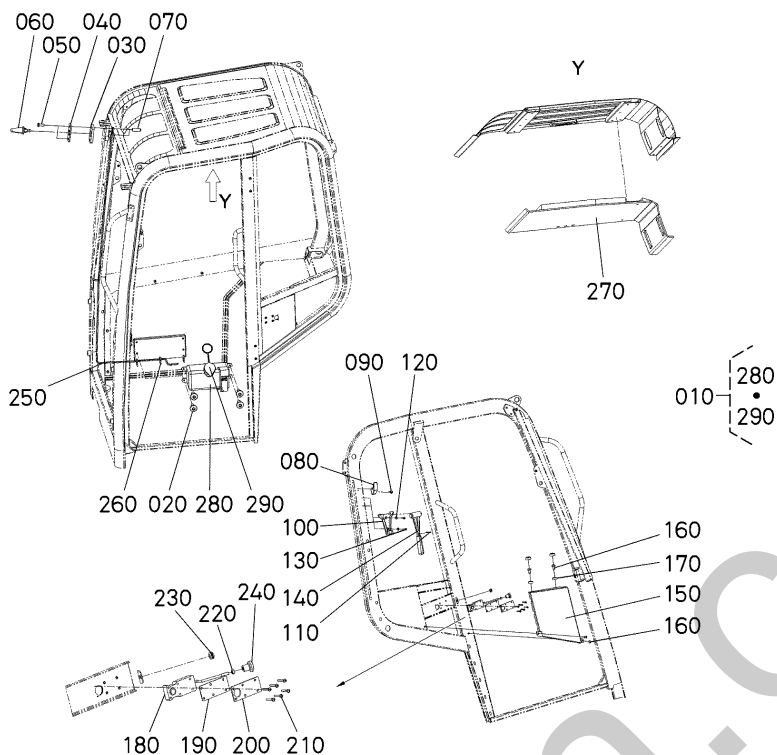
RH418-111-10

A:U27-4

REF.No. POS.No. BILD-Nr.	PART No. REFERENCE BESTELL-Nr.	PART NAME	DESIGNATION	BEZEICHNUNG	Q'TY/S.No. Q'TE/No.S. STUECK/S.Nr.	I.C. I.C.	REMARKS REMARQUES BEMERKUNGEN
					A		
010	RH418-4640-0	COVER(SERVICE RH)	COUVERCLE	ABDECKUNG	1		
020	RH418-4641-0	COVER(SERVICE, RH)	COUVERCLE	ABDECKUNG	1		
030	RH418-4782-0	RUBBER(SEAL)	JOINT EN CAOUTCHOUC	GUMMIDICHTUNG	1		
040	RH418-4644-0	SEAL(TRIM COVER, 1.257)	JOINT	DICHTUNG	1		
050	RH418-4660-0	WINDOW(SLIDING, ASSY)	FENETRE COULISSANTE	SCHIEBEFENSTER	1		
060	RH418-4661-0	FRAME(WD. WINDOW)	CHASSIS DE FENETRE	FENSTERRAHMEN	1		
070	RH418-4670-0	WINDOW(SLIDING, FR)	FENETRE COULISSANTE	SCHIEBEFENSTER	1		
080	RH418-4680-0	WINDOW(SLIDING, RR)	FENETRE COULISSANTE	SCHIEBEFENSTER	1		
090	RH418-4677-0	BAR(SEALING)	BARRE	SIEGELLEISTE	1		
100	RG158-4683-0	ASSY LOCK SLIDE	ENS. VERROU	GRP. ARRETIERUNG	1		
110	RG158-4675-0	ASSY LOCK SLIDE	ENS. VERROU	GRP. ARRETIERUNG	1		
120	RG158-4674-0	GUIDE SASH INNER	GUIDE	FÜHRUNG	4		
130	RG158-4678-0	POSITIONER SASH	CHÂSSIS DE FENÊTRE	SCHIEBERAHMEN	5		
140	RH418-4664-0	RUBBER(STOPPER RR, 1.127)	JOINT EN CAOUTCHOUC	GUMMIDICHTUNG	1		
150	RH418-4663-0	RUBBER(STOPPER FR, 1.043)	JOINT EN CAOUTCHOUC	GUMMIDICHTUNG	1		
160	RH418-4662-0	GUIDE(PROFILE FR, 1.554)	GUIDE	FÜHRUNG	1		
170	RH418-4665-0	GUIDE(PROFILE RR, 1.637)	GUIDE	FÜHRUNG	1		

↔ Interchangeable; ≠ not Interchangeable; ← new for old; → old for new

L40000 CABIN (ACCESSORIES 1)
CABINE (EPONGE)
KABINE (SCHAUMGUMMI)



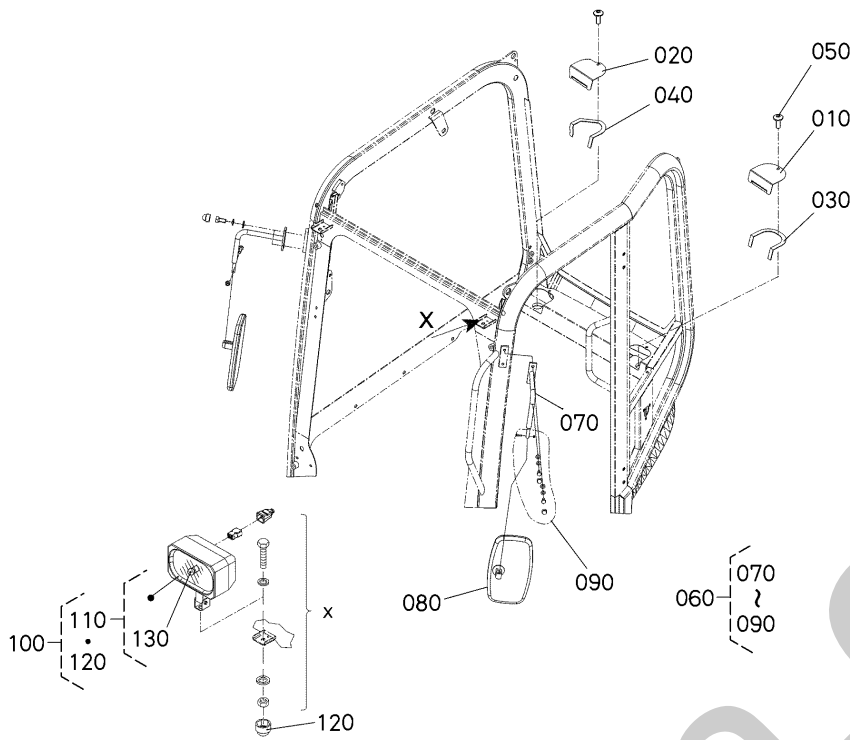
RH418-112-10

A:U27-4

REF.No. POS.No. BILD-Nr.	PART No. REFERENCE BESTELL-Nr.	PART NAME	DESIGNATION	BEZEICHNUNG	Q'TY/S.No. Q'TE/No.S. STUECK/S.Nr.	I.C.	REMARKS REMARQUES BEMERKUNGEN
					A		
010	RH418-4795-0	PUMP(E,12V)	E-POMPE(AVEC RESEVOIR)	E-PUMPE(MIT TANK)	1		
020	RG158-4783-0	BOLT	VIS	SCHRAUBE	4		
030	RG508-4652-0	GASKET	JOINT	DICHTUNGSPLATTE	1		
040	RG508-4667-0	PLATE	PLAQUE	PLATTE	1		
050	RG508-4731-0	BOLT	VIS	BOLZEN	2		
060	69481-4675-0	ASSY NOZZLE	INJECTEUR COMPLET	GRUPPE DUESE	1		
070	RG518-4610-0	CAP	BOUCHON	SCHUTZKAPPE	2		
080	RG508-4618-0	HANGER	CROCHET	HAKEN	1		
090	RG508-4731-0	BOLT	VIS	BOLZEN	1		
100	RG518-4617-0	HOLDER HAMMER	PALIER MARTEAU	HALTERUNG	1		
110	RG518-4746-0	PIN SPLIT	GOUPILLE FENDUE	SPLINT	1		
120	RG158-4747-0	WASHER	RONDELLE	SCHEIBE	2		
130	69749-8041-0	BOLT	VIS	BOLZEN	2		
140	RG518-4616-0	HAMMER	MARTEAU	NOTHAMMER	1		
150	RH418-4718-0	PLATE(COVER)	PLAQUE	PLATTE	1		
160	RG158-4733-0	BOLT	VIS	SCHRAUBE	4		
170	RG158-4724-0	CAP	BOUCHON	KAPPE	2		
180	RH418-4793-0	HINGE(DOOR)	PENTURE	SCHARNIER	1		
190	RH418-4792-0	RUBBER(SEAL)	JOINT EN CAOUTCHOUC	GUMMIDICHTUNG	1		
200	RH418-4791-0	PLATE	PLAQUE	PLATTE	1		
210	RH418-4794-0	BOLT	VIS	BOLZEN	6		
220	RG518-4624-0	NUT	ECROU	MUTTER	1		
230	RH418-4796-0	NOZZLE	TUYERE	DUSE	1		
240	RG158-4688-0	GRIP	POIGNEE	GRIFF	1		
250	RH418-4713-0	HOSE	TUYAU	SCHLAUCH	1		
260	RG508-4638-0	CLAMP	ATTACHE	KLAMMER	3		
270	RH418-4716-0	COVER(ROOF)	COUVERCLE	ABDECKUNG	1		
280	RH418-4797-0	PUMP	POMPE	PUMPE	1		
290	RH418-4798-0	CAP	BOUCHON	KAPPE	1		

↔ Interchangeable; ≠ not Interchangeable; ← new for old; → old for new

**L40100 CABIN (ACCESSORIES 2)
 CABINE (DOUBLURE)
 KABINE (FUTTER)**

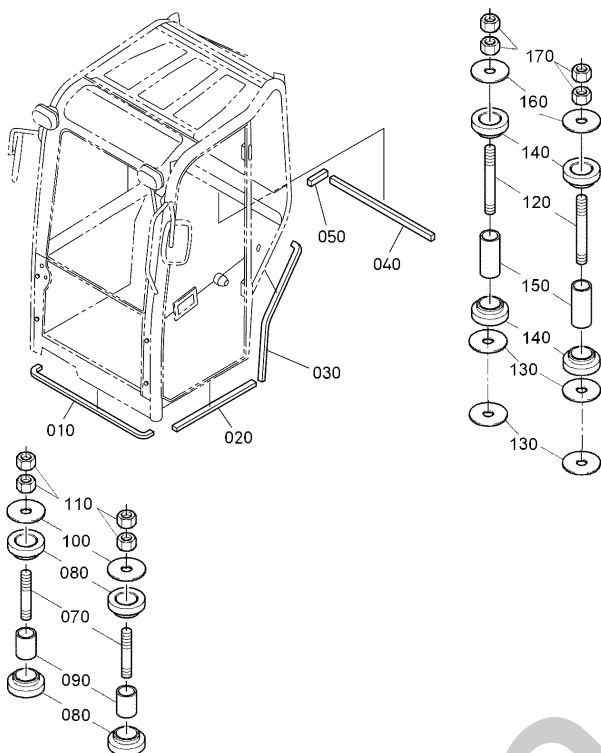


RH418-113-10

A:U27-4

REF.No. POS.No. BILD-Nr.	PART No. REFERENCE BESTELL-Nr.	PART NAME	DESIGNATION	BEZEICHNUNG	Q'TY/S.No. Q'TE/No.S. STUECK/S.Nr.	I.C.	REMARKS REMARQUES BEMERKUNGEN
					A	I.C.	
010	RH418-4781-0	COVER(NUT,LH)	COUVERCLE	ABDECKUNG	1		
020	RH418-4783-0	COVER(NUT,RH)	COUVERCLE	ABDECKUNG	1		
030	RG158-4782-0	CELLUL. RUBBER PROF	PROF DE CELL CAOUT	ZELLGUMMIPROFIL	1		
040	RG158-4782-0	CELLUL. RUBBER PROF	PROF DE CELL CAOUT	ZELLGUMMIPROFIL	1		
050	RG158-4783-0	BOLT	VIS	SCHRAUBE	2		
060	69759-4710-0	ASSY MIRROR,BACK	ENS.RETROVISEUR	GRP.RUECKSPIE	2		
070	69759-4715-0	SUPPORT,MIRROR REARV	SUPPORT DE RETROIVI.	TRAEGERRUECKSPIE	2		
080	69491-4611-0	MIRROR,BACK	RETROVISEUR	RUECKSPIE	2		
090	69759-4711-0	ASSY SCREW	ENS. VIS	SCHRAUBEN SET	2		
100	RG159-9930-0	KIT WORKING LIGHT	KIT LAMPE	KIT ARBEITSSCHEINWERFER	2		
110	RG518-4627-0	WORKING LIGHT	LAMPE	ARBEITSSCHEINWERFER	2		
120	69443-4757-0	CAP	BOUCHON	KAPPE	2		
130	RG138-4683-0	BULB	AMPOULE	GLUEHLAMPE	2		

L40200 CABIN (SEAL RUBBER) CABINE (CAOUTCHOUC JOINT) KABINE (GUMMIABDICHTUNG)



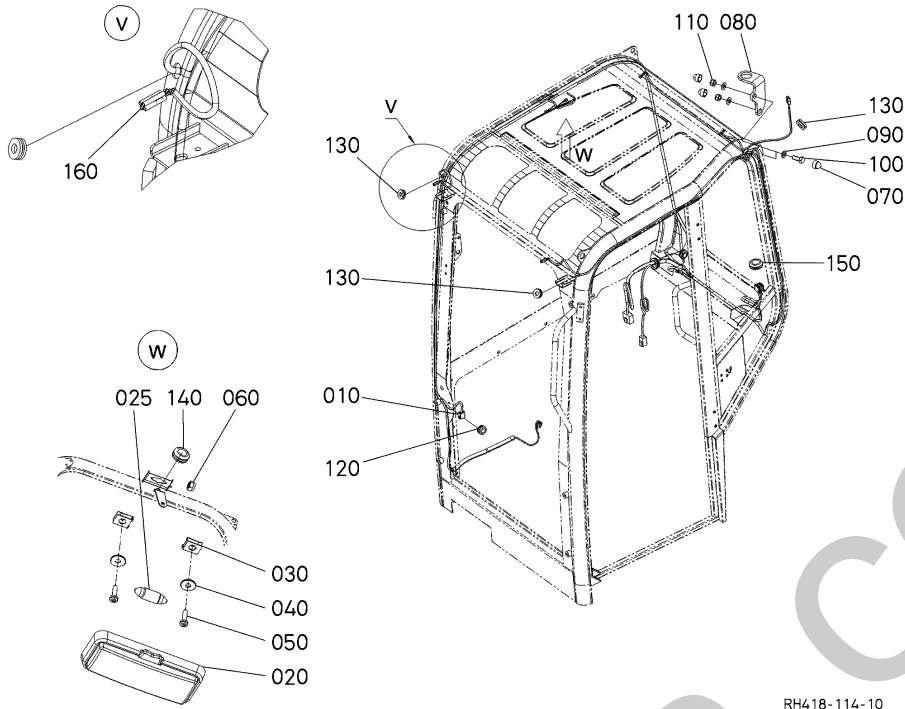
RH418-052-10

A:U27-4

REF.No. POS.No. BILD-Nr.	PART No. REFERENCE BESTELL-Nr.	PART NAME	DESIGNATION	BEZEICHNUNG	Q'TY/S.No. Q'TE/No.S. STUECK/S.Nr.	I.C. I.C. I.C.	REMARKS REMARQUES BEMERKUNGEN
					A		
010	RH418-4961-0	RUBBER,SEALING	CAOUTCHOUC JOINT	GUMMIABDICHTUNG	1		
020	RH418-4962-0	RUBBER,SEALING	CAOUTCHOUC JOINT	GUMMIABDICHTUNG	1		
030	RH418-4963-0	RUBBER,SEALING	CAOUTCHOUC JOINT	GUMMIABDICHTUNG	1		
040	RH418-4964-0	RUBBER,SEALING	CAOUTCHOUC JOINT	GUMMIABDICHTUNG	1		
050	RH418-4965-0	RUBBER,SEALING	CAOUTCHOUC JOINT	GUMMIABDICHTUNG	1		
060	----	BLANK	BLANC	LEERE SPALTE	-		
070	RG518-4951-0	STUD(FRONT,CAB)	GOUJON	STEBBOLZEN	2		
080	RG518-4955-0	RUBBER(CAB)	CAOUTCHOUC	GUMMI	4		
090	RG518-4952-0	COLLAR(FRONT,CAB)	COLLIER	HUELSE	2		
100	RG518-4956-0	WASHER(CAB)	RONDELLE	SCHEIBE	2		
110	02176-50140	HEX.NUT	ECROU	MUTTER	4		
120	RG518-4951-0	STUD(FRONT,CAB)	GOUJON	STEBBOLZEN	2		
130	RG518-4956-0	WASHER(CAB)	RONDELLE	SCHEIBE	2		
140	RG518-4955-0	RUBBER(CAB)	CAOUTCHOUC	GUMMI	4		
150	RG518-4952-0	COLLAR(FRONT,CAB)	COLLIER	HUELSE	2		
160	RG518-4956-0	WASHER(CAB)	RONDELLE	SCHEIBE	2		
170	02176-50140	HEX.NUT	ECROU	MUTTER	4		

↔ Interchangeable; ≠ not Interchangeable; ← new for old; → old for new

L50200 CABIN (ELECTRICAL WIRING)
CABINE (FAISCEAU DE CABLES)
KABINE (KABELGESCHIRR)

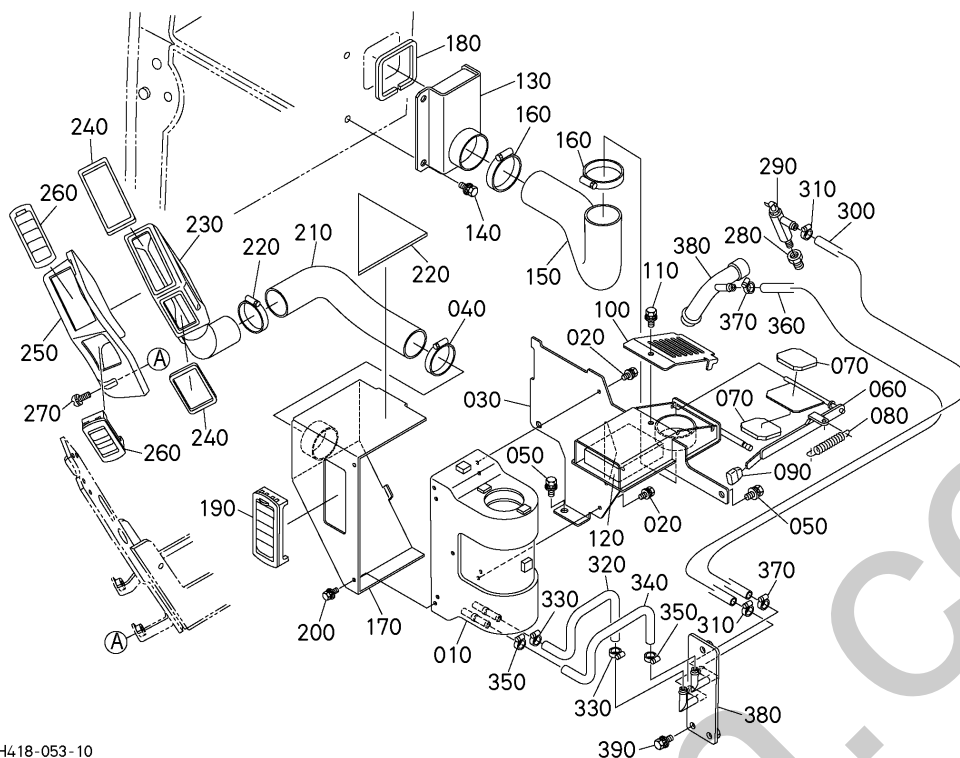


A:U27-4

REF.No. POS.No. BILD-Nr.	PART No. REFERENCE BESTELL-Nr.	PART NAME	DESIGNATION	BEZEICHNUNG	Q'TY/S.No. Q'TE/No.S. STUECK/S.Nr. A	I.C. I.C. I.C.	REMARKS REMARQUES BEMERKUNGEN
010	RH418-4710-0	HARNESS,WIRE(CAB)	HARNESS DE FIL	KABELBAUM	1		
020	69481-4640-0	ASSY LAMP,ROOM	ENSEMBLE LAMPE DE/LH	GRP.LAMPE,RAUM	1		
025	69481-4679-0	LAMP	AMPOULE	LAMPE	1		
030	RG158-4729-0	NUT,SPRING	ECROU	FEDERMUTTER	2		
040	RG158-4745-0	WASHER	RONDELLE	SCHEIBE	2		
050	RG518-4748-0	BOLT HEX-S	VIS	SCHRAUBE	2		
060	RG508-4717-0	NUT	ECROU	MUTTER	1		
070	69443-4757-0	CAP	BOUCHON	KAPPE	4		
080	RG158-4714-0	BRACKET	PALIER	HALTER	1		
090	R2499-4733-0	WASHER,PLAIN	RONDELLE FREIN	SCHEIBE	4		
100	69443-8015-0	BOLT	VIS	BOLZEN	2		
110	R2499-4665-0	NUT	ECROU	MUTTER	2		
120	RG508-4602-0	GROMMET	GRUMMET	GUMMITUELLE	1		
130	RG508-4604-0	GROMMET	GRUMMET	GUMMITÜLLE	3		
140	RH418-4711-0	GROMMET	GRUMMET	GUMMITUELLE	1		
150	RG158-4715-0	GROMMET	GRUMMET	GUMMITÜLLE	2		
160	RG138-4674-0	ISOLATED GROMMET	DOUILLE ISOLATION	ISOLIERTUELLE	8		

↔ Interchangeable; ≠ not Interchangeable; ← new for old; → old for new

**L60000 CABIN (HEATER)
CABINE (CHAUFFAGE)
KABINE (HEIZKOERPER)**



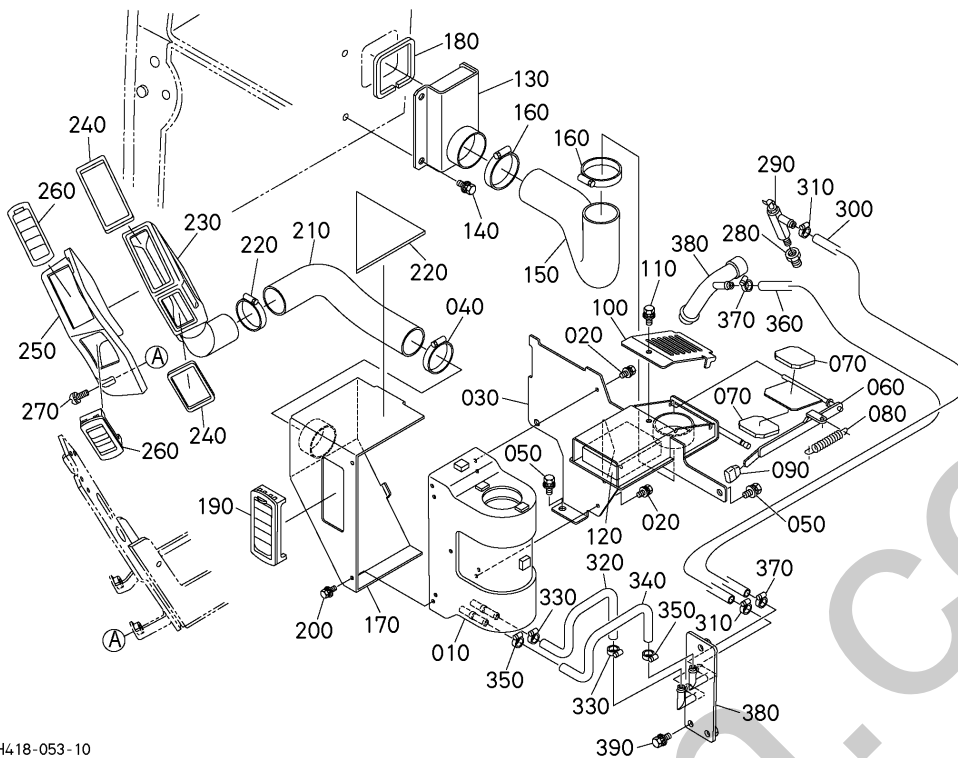
RH418-053-10

A:U27-4

REF.No. POS.No. BILD-Nr.	PART No. REFERENCE BESTELL-Nr.	PART NAME	DESIGNATION	BEZEICHNUNG	Q'TY/S.No. Q'TE/No.S. STUECK/S.Nr.	I.C.	REMARKS REMARQUES BEMERKUNGEN
					A		
010	RG158-5351-0	HEATER	RECHAUFFEUR	HEIZUNG	1		
020	RH618-5352-0	BOLT, HEATER	BOULON RECHAUFFEUR	SCHRAUBE HEIZUNG	3		
030	RH418-4931-0	BRACKET(HEATER)	SUPPORT	HALTER	1		
040	RG158-4951-0	SEAL RUBBER	JOINT EN CAOUTCHOUC	GUMMIDICHTUNG	1		
050	01135-51020	BOLT,W SEMS	VIS	SCHRAUBE	2		
060	RH418-4935-0	LEVER	LEVIER	HEBEL	1		
070	RH418-4934-0	CUSHION	COUSSIN	KISSEN	2		
080	RG158-4939-0	SPRING	RESSORT	FEDER	1		
090	31355-8229-0	GRIP(LEVER)	POIGNEE DE LEVIER	GRIFF	1		
100	RH418-4932-0	COVER(HEATER)	COUVERCLE	ABDECKUNG	1		
110	01025-50616	BOLT	VIS	BOLZEN	1		
120	RH418-4946-0	FILTER(HEATER,OUT AI	FILTRE	FILTER	1		
130	RH418-4936-0	DUCT(OUT AIR)	CONDUIT	KANAL	1		
140	01135-51020	BOLT,W SEMS	VIS	SCHRAUBE	1		
150	RH418-4937-0	HOSE(HEATER,INLET)	TUYAU FLEXIBLE	SCHLAUCH	1		
160	69741-7285-4	HOSE CLAMP 50-70 MM	ATTACHE	SCHLAUCHKLEMME	2		
170	RH418-4938-0	COVER(HEATER,FRONT)	COUVERCLE	ABDECKUNG	1		
180	RG158-4951-0	SEAL RUBBER	JOINT EN CAOUTCHOUC	GUMMIDICHTUNG	2		
190	RG158-4957-0	GRILLE	GOSIER D'AIR	LUFTDÜSE	1		
200	RH618-5352-0	BOLT, HEATER	BOULON RECHAUFFEUR	SCHRAUBE HEIZUNG	2		
210	RH418-4944-0	HOSE(DEFROSTER)	TUYAU DE DEGIVREUR	ENTFROSTER-SCHLAUCH	1		
220	69741-7285-4	HOSE CLAMP 50-70 MM	ATTACHE	SCHLAUCHKLEMME	2		
230	RG158-4941-0	DUCT,DEFROSTER	CONDUITE	FÜHRUNG	1		
240	RG158-4952-2	SEAL RUBBER	CAOUTCHOUC JOINT	GUMMIABDICHTUNG	2		
250	RG158-4942-0	COVER(DEFROSTER)	COUVERCLE	ABDECKUNG	1		
260	RG158-4957-0	GRILLE	GOSIER D'AIR	LUFTDÜSE	2		
270	03034-50616	SCREW,W SEMS(PAN HEA	VIS A RONDELLE	SCHRAUBE	3		
280	RG418-4258-0	JOINT,PIPE	RACCORD DE TUYAU	ROHRSCALTUNG	1		
290	RG601-5354-0	VALVE	SOUPAPE	VENTIL	1		
300	RH418-4911-0	HOSE(HEATER)	TUYAU DE CHAUFFAGE	SCHLAUCH	1		

↔ Interchangeable; ≠ not Interchangeable; ← new for old; → old for new

L60000 CABIN (HEATER)
CABINE (CHAUFFAGE)
KABINE (HEIZKOERPER)

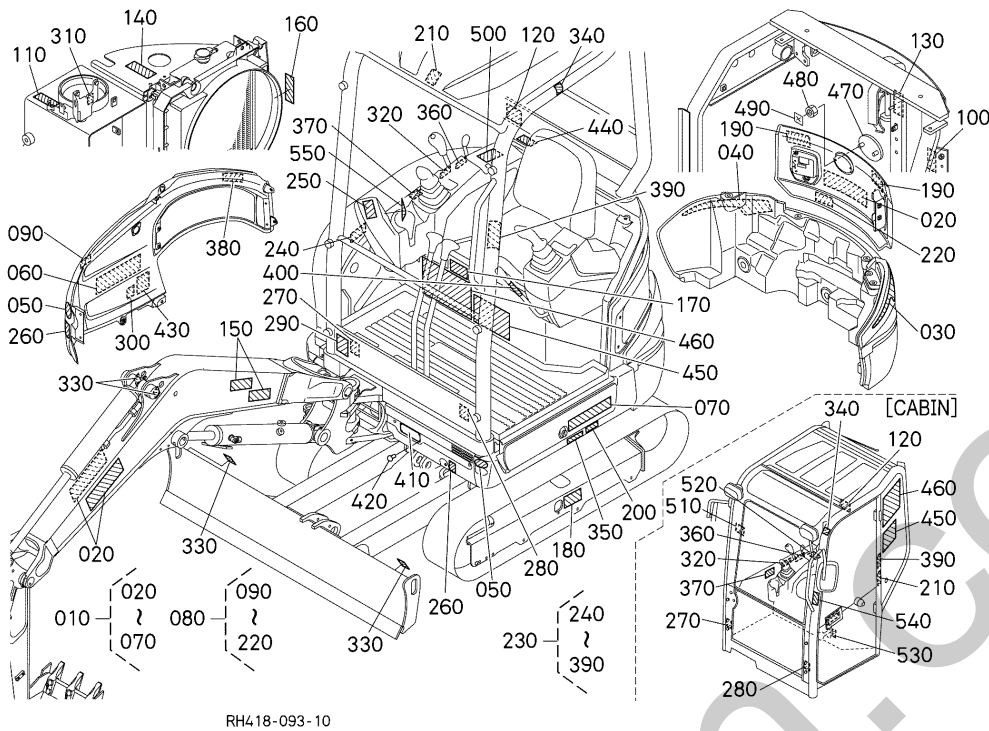


RH418-053-10

A:U27-4

REF.No. POS.No. BILD-Nr.	PART No. REFERENCE BESTELL-Nr.	PART NAME	DESIGNATION	BEZEICHNUNG	Q'TY/S.No. Q'TE/No.S. STUECK/S.Nr.	I.C. I.C. I.C.	REMARKS REMARQUES BEMERKUNGEN
					A		
310	69481-1116-3	HOSE CLAMP 12-20 MM (22/9)	COLLIER DE DURITE	SCHLAUCHBINDER	2		
320	RH418-4915-0	HOSE (HEATER)	TUYAU DE CHAUFFAGE	SCHLAUCH	1		
330	69481-1116-3	HOSE CLAMP 12-20 MM (22/9)	COLLIER DE DURITE	SCHLAUCHBINDER	2		
340	RH418-4916-0	HOSE (HEATER)	TUYAU DE CHAUFFAGE	SCHLAUCH	1		
350	69481-1116-3	HOSE CLAMP 12-20 MM (22/9)	COLLIER DE DURITE	SCHLAUCHBINDER	2		
360	RH418-4913-0	HOSE (HEATER)	TUYAU DE CHAUFFAGE	SCHLAUCH	1		
370	69481-1116-3	HOSE CLAMP 12-20 MM (22/9)	COLLIER DE DURITE	SCHLAUCHBINDER	2		
380	RH418-4536-0	PLATE	PLAQUE	PLATTE	1		CANOPY
380	RH418-4926-0	PIPE (WATER)	TUYAU D'EAU	WASSERROHR	1		CABIN
390	01135-51020	BOLT, W SEMS	VIS	SCHRAUBE	2		CANOPY

M00000 LABEL ETIQUETTE AUFKLEBER

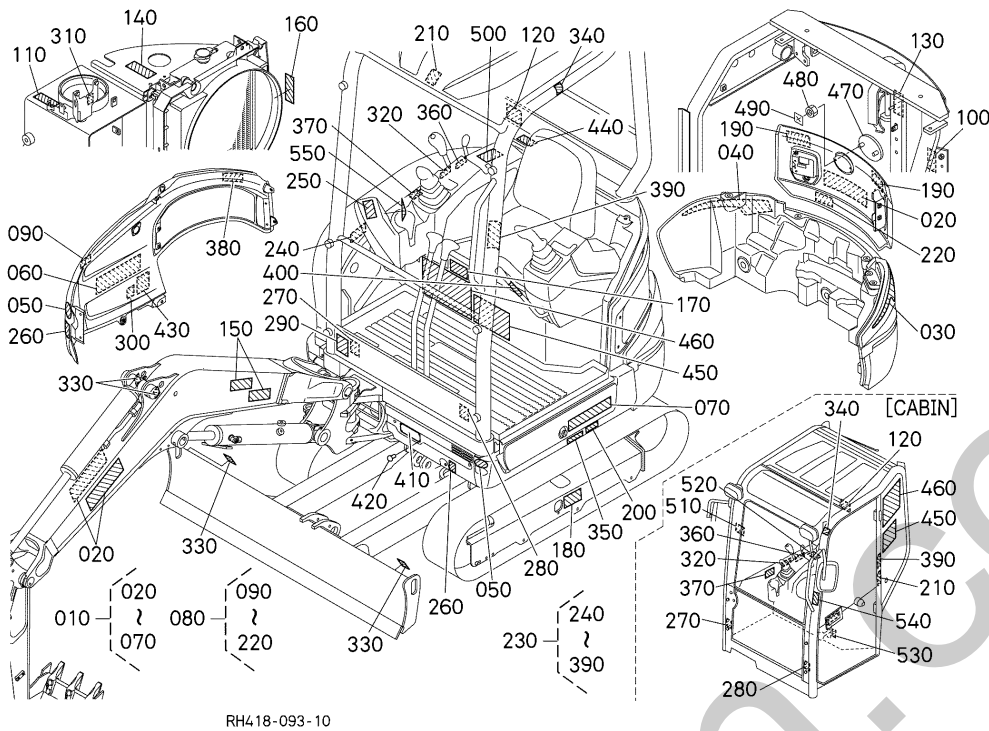


A:U27-4

REF.No. POS.No. BILD-Nr.	PART No. REFERENCE BESTELL-Nr.	PART NAME	DESIGNATION	BEZEICHNUNG	Q'TY/S.No. Q'TE/No.S. STUECK/S.Nr.	I.C.	REMARKS REMARQUES BEMERKUNGEN
					A		
010	RH418-5730-0	MARK,KIT(EU)	ENS. MARQUE	GRP. MARKE	1		
020	RG158-5712-0	MARK,KUBOTA	ETIQUETTE,KUBOTA	AUFKLEBER,KUBOTA	3		
030	RH418-5768-0	MARK(REFLECTOR,LH)	REFLECTEUR DE MARQUE	MARK.REFLEKTOR	1		
040	RH418-5769-0	MARK(REFLECTOR,RH)	REFLECTEUR DE MARQUE	MARK.REFLEKTOR	1		
050	RG108-5767-2	MARK REFLECTOR	MARQUE DE CATAPHOTE	MARKRUECKSTRAHLER	2		
060	RH418-5715-0	MARKING(MODEL)	MARQUE	MARKIERUNG	1		
070	RH418-5725-0	MARKING(MODEL)	MARQUE	MARKIERUNG	1		
080	RH418-5710-0	LABEL,KIT(CAUTION,EU)	ETIQUETTE	AUFKLEBER	1		
090	R2491-5736-0	LABEL,FUEL	ETIQUETTE	AUFKLEBER, KRAFTSTF.	1		
100	RG158-5785-0	LABEL,MUFFLER	ETIQUETTE	AUFKLEBER	1		
110	RH418-5724-0	LABEL(CAUTION)	ETIQUETTE	AUFKLEBER	1		
120	RG158-5723-0	LABEL	ETIQUETTE	AUFKLEBER	1		
130	RG158-5754-0	LABEL	ETIQUETTE	AUFKLEBER	1		
140	RG158-5724-0	LABEL	ETIQUETTE	AUFKLEBER	1		
150	RG158-5722-0	LABEL	ETIQUETTE	AUFKLEBER	2		
160	RG158-5789-0	LABEL,FAN WARNING	ETIQUETTE	AUFKLEBER	1		
170	RG308-5702-0	LABEL,MANUAL	ETIQUETTE	AUFKLEBER	1		
180	RG138-5791-0	LABEL(PLUG)	ETIQUETTE	AUFKLEBER	2		
190	RG158-5727-0	LABEL,SWIVEL	ETIQUETTE	AUFKLEBER	2		
200	RG158-5732-0	LABEL (HOT)	ETIQUETTE(CHAUD)	AUFKLEBER(HEISS)	1		
210	RH418-5743-0	LABEL(SEAT BELT)	ETIQUETTE	AUFKLEBER	1		
220	RG248-5724-0	LABEL (HOT)	ETIQUETTE(CHAUD)	AUFKLEBER(HEISS)	1		
230	RH418-5740-0	LABEL,KIT(STANDARD,E	ETIQUETTE	AUFKLEBER	1		
240	RG158-5742-0	LABEL(FUEL ALARM)	ETIQUETTE	AUFKLEBER	1		
250	RG008-5741-2	LABEL OPERATION	ETIQUETTE	AUFKLEBER	1		
260	RG138-5733-0	LABEL(TIGHT,DOWN)	ETIQUETTE	AUFKLEBER	4		
270	RH418-5757-0	LABEL(SWING)	ETIQUETTE	AUFKLEBER	1		
280	RH418-5758-0	LABEL(AUX)	ETIQUETTE	AUFKLEBER	1		
290	RH418-5716-0	LABEL(GREASING,SWIVE	ETIQUETTE	AUFKLEBER	1		
300	RG158-5719-2	LABEL, GREASING	ETIQUETTE	AUFKLEBER	1		

↔ Interchangeable; ≠ not Interchangeable; ← new for old; → old for new

**M00000 LABEL
ETIQUETTE
AUFKLEBER**



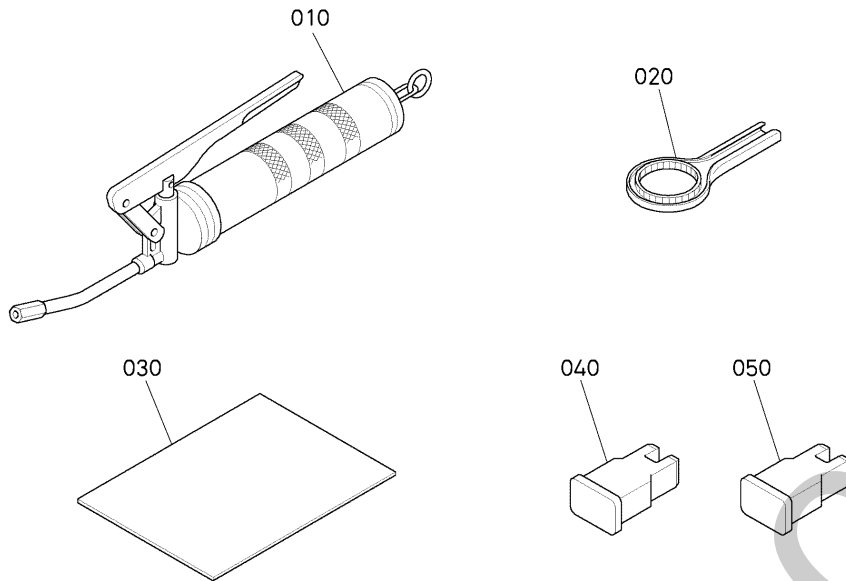
RH418-093-10

A:U27-4

REF.No. POS.No. BILD-Nr.	PART No. REFERENCE BESTELL-Nr.	PART NAME	DESIGNATION	BEZEICHNUNG	Q'TY/S.No. Q'TE/No.S. STUECK/S.Nr. A	I.C. I.C. I.C.	REMARKS REMARQUES BEMERKUNGEN
310	RG208-5747-0	LABEL, HYDRAULIC	ETIQUETTE	AUFKLEBER	1		
320	RG201-5743-2	LABEL DOZER	ETIQUETTE	AUFKLEBER	1		
330	R2491-5796-0	LABEL, HOOK	ETIQUETTE DE CROCHE.	AUFKLEBERHAKEN	4		
340	RG109-5796-0	LABEL HOOK(NO)	ETIQUETTE	AUFKLEBER	2		
350	RG138-5787-0	LABEL	ETIQUETTE	AUFKLEBER	1		
360	RG201-5761-0	LABEL, ACCEL	ETIQUETTE	AUFKLEBER	1		
370	RG138-5756-0	LABEL (HORN)	ETIQUETTE	AUFKLEBER	1		
380	RG138-9338-0	LABEL	ETIQUETTE	AUFKLEBER	2		
390	RG138-5717-0	LABEL, ATTACHMENT	ETIQUETTE	AUFKLEBER	1		
400	69741-5753-0	LABEL, LEVER LOCK	ETIQUETTE	AUFKLEBER SPERRHEBE	1		
410	----	NAMEPLATE(CANOPY)	ETIQUETTE	AUFKLEBER	1		
420	RG538-5793-0	RIVET	RIVET	NIETE	4		
430	RG528-5739-0	LABEL(LWA 93)	ETIQUETTE(LWA 93)	AUFKLEBER(LWA 93)	1		
440	RH418-5799-0	LABEL(CANOPY, ROPS-FO	ETIQUETTE	AUFKLEBER	1		CANOPY
450	RH418-5748-0	LABEL(LIFTING CAPACITY, CANOPY)	ETIQUETTE	AUFKLEBER	1		CANOPY
450	RH418-5749-0	LABEL(LIFTING CAPACI	ETIQUETTE	AUFKLEBER	1		CABIN
460	RG158-5786-0	LABEL, MAINTENANCE	ETIQUETTE	AUFKLEBER, WARTUNG	1		CANOPY
460	RG158-5787-0	LABEL, MAINTENANCE	ETIQUETTE	AUFKLEBER, WARTUNG	1		CABIN
470	RC411-5722-0	MARKING(K EMBLEM)	MARQUE EMBLEME	SYMBOL "K"	1		
480	RA111-4369-0	NUT	ECROU	MUTTER	2		
490	55611-4421-0	PLATE(WASHER)	RONDELLE	SCHEIBENPLATTE	2		
500	RG158-5744-2	LABEL(SWITCH, ACCEL)	ETIQUETTE	AUFKLEBER	1		CANOPY
510	RG158-5729-0	LABEL(WINDOW, FRONT)	ETIQUETTE(PARE BRISE)	AUFKLEBER(FRONTSCHIEBE)	1		CABIN
520	RG138-5742-0	LABEL, HEATER	ETIQUETTE	AUFKLEBER(HEIZUNG)	1		CABIN
530	RH418-5747-0	LABEL(EXCHANGE, AIR)	ETIQUETTE	AUFKLEBER	1		CABIN
540	RG158-5734-0	LABEL	ETIQUETTE	AUFKLEBER	1		CABIN
550	RG158-5745-0	LABEL(SWITCH, METER, 2	ETIQUETTE	AUFKLEBER	1		

↔ Interchangeable; ≠ not Interchangeable; ← new for old; → old for new

N00000 **ACCESSORIES**
ACCESSOIRES
ZUBEHOER



RH418-054-10

A:U27-4

REF.No. POS.No. BILD-Nr.	PART No. REFERENCE BESTELL-Nr.	PART NAME	DESIGNATION	BEZEICHNUNG	Q'TY/S.No.	I.C.	REMARKS
					Q'TE/No.S. STUECK/S.Nr. A		
010	69481-8111-2	GREASE GUN IN ASSY	PISTOLET	SCHMIERPRESSE	1		
020	69481-8661-0	WARENCH, FILTER	WARENCH DE FILTRE	SCHLÜSSELFILTER	1		
030	RH418-8139-0	LIST, PARTS	LISTE DE PIECES	TEILLISTE	1		
040	RC411-5398-0	FUSE	FUSIBLES	SICHERUNG	1		50A
050	T1150-3050-0	FUSE(60A)	FUSIBLES(60A)	SICHERUNG(60A)	1		60A

**NUMERICAL INDEX
INDEX NUMERIQUE
NUMERISCHEN INDEX**

PART No. REFERENCE BESTELL-Nr.	PAGE PAGE SEITE	REF.No. POS.No. BILD-Nr.	PART No. REFERENCE BESTELL-Nr.	PAGE PAGE SEITE	REF.No. POS.No. BILD-Nr.	PART No. REFERENCE BESTELL-Nr.	PAGE PAGE SEITE	REF.No. POS.No. BILD-Nr.	PART No. REFERENCE BESTELL-Nr.	PAGE PAGE SEITE	REF.No. POS.No. BILD-Nr.
01025-50616	...87...	110	01133-51030	...107...	080	01153-50820	...81...	170	02572-50100	...107...	160
	130...	250	01133-51040	...99...	100		83...	070		107...	190
	148...	110	01133-51065	...98...	090	01153-50865	...33...	050		109...	120
01025-50620	...42...	180	01133-51225	...112...	070		33...	180		109...	150
01025-50655	...85...	120	01133-51230	...48...	150	01155-50830	...74...	075	02572-50120	...112...	050
01053-50616	...17...	180		57...	070	01155-50835	...36...	090	02751-50060	...4...	220
01055-50640	...132...	080		108...	020		48...	040		15...	110
01123-50814	...3...	030		114...	190		76...	070		17...	160
	127...	050	01133-51245	...120...	020		78...	130	02751-50080	...42...	130
	132...	190	01133-51430	...110...	130	01155-50860	...26...	110		42...	150
01123-50816	...2...	070	01133-51430	...110...	200	01173-51002	...107...	050	02751-50080	...137...	210
	37...	300	01135-51020	...27...	080	01173-51025	...36...	080	02761-50040	...18...	155
	43...	020		28...	120	01173-51075	...107...	180	03024-50435	...44...	030
	73...	040		38...	380		109...	110	03024-50510	...6...	060
	81...	230		41...	100		109...	140	03024-50516	...125...	050
	83...	150		42...	030	01173-51085	...20...	060	03024-50520	...18...	130
01123-50820	...7...	120		42...	230	01173-51090	...107...	120	03034-50616	...44...	140
	26...	060		45...	040		107...	150		126...	030
	81...	280		74...	110	01173-51270	...112...	040		126...	100
	83...	200		87...	120		116...	140		126...	120
01123-50825	...37...	120	01135-51020	...113...	030	01173-51290	...7...	050	03034-50616	...148...	270
01123-50830	...22...	020		113...	080		48...	080	03034-50620	...125...	080
01123-50835	...24...	170		118...	150	01176-51235	...7...	090	03054-50406	...82...	190
01123-50855	...48...	030		118...	290		48...	120	03056-50308	...41...	030
01123-50865	...37...	020		122...	020	01176-51448	...111...	040	04011-50100	...20...	080
01123-51020	...59...	020		123...	020	01311-10612	...14...	140		74...	050
	84...	030		124...	020	01311-10620	...53...	240		127...	080
01123-51025	...76...	050		124...	060	01311-10625	...54...	340		132...	220
01123-51050	...76...	130		128...	020	01311-10630	...74...	200	04011-50120	...106...	130
01125-50816	...42...	090		129...	040		76...	180	04011-50140	...28...	290
01125-50816	...74...	180	01135-51020	...129...	060	01315-11080	...72...	020	04011-50140	...81...	030
	76...	160		130...	020	01754-50610	...29...	090		81...	130
	94...	040		130...	040	01754-50612	...20...	040		83...	030
	95...	060		130...	060	01754-50616	...20...	100	04011-50160	...82...	150
	96...	060		130...	230		30...	030	04013-50040	...44...	040
	99...	060		137...	230	01811-50612	...130...	170	04013-50050	...130...	300
	127...	180		148...	050	02012-50060	...132...	090	04013-50060	...36...	120
	127...	200		148...	140	02014-50060	...78...	220		118...	220
	130...	160		149...	390	02056-50060	...17...	088		130...	180
01125-50820	...26...	100	01135-51025	...73...	050	02112-50080	...26...	050	04013-50080	...33...	060
01125-50820	...33...	140	01135-51025	...74...	020	02112-50080	...36...	100	04013-50080	...33...	190
	37...	080		98...	140		76...	080		78...	190
	82...	020		98...	150	02114-50080	...33...	080		79...	030
	127...	060		118...	240		33...	210		81...	090
01125-50825	...81...	300		119...	310		74...	080		125...	020
01127-50820	...128...	050		128...	030		78...	140		127...	160
01127-50830	...20...	050		130...	090		81...	080		130...	140
01133-51016	...42...	110		130...	220		81...	180		130...	270
	97...	020		132...	150		83...	080		132...	060
	106...	160		132...	200		127...	120	04013-50100	...41...	130
01133-51020	...72...	140	01135-51025	...132...	250	02118-50080	...78...	090	04013-50100	...76...	060
	72...	160	01135-51030	...76...	100	02118-50100	...41...	140		76...	140
	74...	130	01135-51040	...136...	070	02174-50120	...7...	080		82...	040
	118...	250	01135-51050	...74...	160		48...	110	04013-50120	...7...	060
	119...	320	01135-51225	...33...	150		116...	150		48...	090
01133-51025	...7...	030	01135-51230	...58...	200	02176-50100	...20...	070		120...	030
	33...	020	01138-51020	...113...	050	02176-50140	...146...	110	04013-50140	...138...	060
	76...	020	01138-51240	...55...	220		146...	170	04015-50060	...27...	060
	106...	190	01138-51450	...138...	050	02572-50100	...107...	060		87...	150
01133-51030	...48...	020	01153-50820	...81...	070		107...	130	04015-50080	...26...	070

**NUMERICAL INDEX
INDEX NUMERIQUE
NUMERISCHEN INDEX**

PART No. REFERENCE BESTELL-Nr.	PAGE PAGE SEITE	REF.No. POS.No. BILD-Nr.	PART No. REFERENCE BESTELL-Nr.	PAGE PAGE SEITE	REF.No. POS.No. BILD-Nr.	PART No. REFERENCE BESTELL-Nr.	PAGE PAGE SEITE	REF.No. POS.No. BILD-Nr.	PART No. REFERENCE BESTELL-Nr.	PAGE PAGE SEITE	REF.No. POS.No. BILD-Nr.
04015-50080	127	100	04817-00080	54	430	05511-50435	114	180	09664-80040	28	280
04015-50100	74	120	04817-00100	54	420	05525-50500	131	310	09664-80300	37	030
	76	030	04817-00110	50	310	05525-50800	78	200	09664-80650	37	250
	78	210		50	330		81	100	09664-81500	38	340
	113	060		52	290		127	170	11173-6313-0	23	240
	118	260		54	400		130	280	11197-6307-0	23	030
04015-50120	108	040		54	410		132	070	11197-6308-0	23	020
	112	080		55	090	05525-51000	82	050	11197-6332-0	23	180
04512-50060	15	080		56	030		127	090	11197-6338-0	23	110
				56	090		132	230	11460-6311-0	23	070
04512-50080	26	040	04817-00110	56	110	05525-51400	28	300	11460-6312-0	23	190
	33	070		56	150		81	040	11460-6327-0	23	080
	33	200		59	290		81	140	11460-6350-0	23	040
	48	045		60	310		83	040	11460-6353-0	23	050
	81	190		72	040	05525-51600	82	160	11460-9331-0	23	160
	83	090		72	060	05712-00518	9	060	13963-9201-0	23	230
	127	110		86	020	06311-55010	24	020	14182-9203-0	21	270
04512-50100	20	090		88	080	06311-55020	1	220	14541-7432-2	26	020
	36	070		89	080	06311-55030	24	070	14911-4275-0	37	050
	51	025		90	040	06331-45010	28	110		37	100
04512-50100	51	035	04817-00110	91	040	06331-45010	38	320	14911-4275-0	37	150
04512-50120	7	070	04817-00120	50	320	06611-15010	101	140		37	270
	48	100		53	300		102	130		38	360
04512-50140	111	050	04817-00140	55	150		104	130	14911-7477-0	26	030
04512-50200	136	050		56	050		105	100	14971-4275-0	18	050
04611-00200	59	150		56	130		109	090		18	180
04611-00280	55	110		59	040		110	070		18	210
04611-00340	49	120		59	190		110	110		37	180
04611-00520	50	390		59	250		110	180		37	220
04612-00250	50	400		72	090		118	040	15021-3366-0	1	200
04613-50050	118	230	04817-00140	72	120	06611-15010	121	120	15108-4361-0	39	030
	122	090		85	020	06616-25010	101	150	15108-4378-0	39	040
	123	090		86	040		103	130	15193-4138-0	37	280
04613-50060	130	150		86	060		104	140	15221-0349-0	1	030
04717-01000	28	100		90	020	06616-35010	102	140	15221-4317-0	39	050
	38	310		91	020		103	140	15231-3396-0	1	130
04717-01200	24	200		92	020		106	080	15241-3229-0	4	030
04724-00100	24	180	04817-00180	55	160		112	020	15261-0337-0	3	090
04724-00130	1	240		59	090	07715-00401	9	040	15261-1398-0	29	050
04810-50550	50	350		59	110	07715-03205	51	090	15261-9119-0	12	040
04810-51100	55	130	04817-00180	85	100	08103-06002	53	100	15261-9601-0	1	040
04810-51250	55	140		85	170	08103-06004	53	020		3	060
04810-51350	55	040	04817-00220	55	170	08511-01008	74	040	15313-1237-0	33	010
04810-51400	55	070	04817-00240	54	390	08511-01410	81	020		34	050
04811-00950	41	040	04817-00280	55	180		81	120	15321-7301-6	24	140
04811-10060	130	190	04817-00400	114	250		81	210	15321-9626-0	3	050
04811-10440	84	020		115	310		83	020	15401-6339-0	23	120
04811-11300	58	140	05012-00508	1	100		83	110	15451-9627-0	1	020
04814-00100	17	040	05012-00610	1	120	08511-01415	127	030	15501-7247-0	28	240
04814-00150	4	100	05012-00814	1	110		132	170	15511-6376-0	23	140
				12	050						
04814-00160	2	080	05012-00814	48	050	08511-01610	36	020	15511-9666-0	23	200
04814-10070	17	100	05411-00420	17	050		80	020	15521-2353-3	10	200
04814-10280	10	160	05411-00428	29	110	08511-01615	82	140	15521-2395-3	10	200
04814-50300	34	090	05411-00512	55	080	08511-02010	82	090	15521-2396-3	10	200
04814-50600	4	090	05411-00616	50	450	08511-02020	74	140	15521-9602-0	1	070
04816-00060	50	500	05411-00663	114	090	09318-88150	6	110		114	110
04816-50250	114	080	05411-00840	78	030	09661-40040	18	170	15531-7241-0	28	180
04817-00070	50	370	05411-02520	17	060	09661-40100	18	200	15531-7242-2	28	200
	54	370	05511-50320	74	060	09664-40250	37	170	15531-7243-2	28	210
04817-00080	50	360	05511-50425	106	140	09664-42300	37	200	15601-9665-0	14	050

**NUMERICAL INDEX
INDEX NUMERIQUE
NUMERISCHEN INDEX**

PART No. REFERENCE BESTELL-Nr.	PAGE PAGE SEITE	REF.No. POS.No. BILD-Nr.	PART No. REFERENCE BESTELL-Nr.	PAGE PAGE SEITE	REF.No. POS.No. BILD-Nr.	PART No. REFERENCE BESTELL-Nr.	PAGE PAGE SEITE	REF.No. POS.No. BILD-Nr.	PART No. REFERENCE BESTELL-Nr.	PAGE PAGE SEITE	REF.No. POS.No. BILD-Nr.
15601-9665-0	14	100	16032-9854-0	19	110	16241-5555-4	13	220	16264-5410-3	14	020
	17	190	16032-9855-0	19	110	16241-5621-0	16	130	16264-5721-0	17	130
	18	030	16032-9856-0	19	110	16241-5625-3	16	100		35	080
	35	110	16032-9857-0	19	110	16241-5633-0	16	090	16264-7292-0	24	090
15707-3375-0	2	040	16032-9858-0	19	110	16241-5634-0	16	140		34	070
15841-4252-0	18	045	16032-9859-0	19	110	16241-5763-2	17	083	16264-8315-3	14	150
15841-5136-0	18	020	16200-5641-0	16	020	16241-6485-0	21	160	16264-8334-2	4	260
15841-5362-2	18	070	16204-5601-4	16	030	16241-6490-0	21	170	16265-5501-9	13	110
	19	120	16205-5602-0	17	080	16241-7335-0	24	120	16265-7428-0	20	150
	35	120	16205-5716-2	17	030	16241-7337-0	24	060	16265-9667-0	2	050
15841-5385-0	18	110	16205-5751-0	17	110	16241-9102-0	20	160	16266-0162-0	35	020
15841-5386-0	18	120	16205-5772-0	17	090	16241-9104-0	4	190	16271-1324-0	29	030
15841-9104-0	4	180	16205-5774-0	17	120	16241-9149-0	31	030	16271-2401-2	9	090
15841-9150-0	15	060	16219-7326-0	24	150	16241-9312-0	4	130	16271-2498-2	9	100
15841-9202-0	14	030	16221-5442-0	14	060	16241-9523-0	13	080	16271-5132-0	15	021
15841-9232-0	15	070	16221-7327-0	24	160	16241-9601-0	1	060	16271-5535-0	1	180
15841-9402-2	29	130		34	080	16241-9602-0	4	020	16271-5541-0	13	210
15841-9602-0	3	120	16231-6406-0	21	140	16241-9626-2	1	150	16271-5621-4	16	050
15841-9665-0	15	022	16231-6423-0	21	150	16245-9153-0	4	210	16271-9201-0	31	040
15852-5285-0	15	090	16239-7343-0	25	070	16245-9154-0	4	250	16271-9523-0	10	120
15852-7334-0	25	060	16239-7343-0	35	090	16245-9154-0	17	150	16271-9569-0	15	010
15852-9233-0	14	040	16241-0175-3	3	010	16251-7303-4	25	010	16271-9616-0	1	090
	14	090	16241-0177-0	3	020	16259-0421-0	4	240	16282-4202-0	18	160
15861-9665-0	15	024	16241-0345-0	3	100		35	130	16282-5532-0	13	130
15881-6409-0	21	190	16241-0454-0	8	020	16259-0558-0	6	120	16282-7286-3	24	010
15881-6411-0	21	020		8	100	16259-3288-2	4	070	16282-9601-0	1	170
15881-6415-0	21	040		8	130	16259-3290-0	4	080	16282-9701-3	20	170
15881-6426-0	21	120	16241-0456-0	8	110	16259-3513-2	4	120	16285-0446-0	8	050
15881-6433-0	21	200	16241-0481-5	8	040	16259-7351-2	25	050		35	140
15881-6471-0	21	100	16241-0555-0	30	025	16259-7352-0	25	020	16285-6302-0	23	130
15881-6480-0	21	060	16241-1328-0	29	070	16259-9104-0	4	200	16285-6357-0	23	210
15881-6481-0	21	080	16241-1403-2	29	160	16261-0704-7	8	090	16285-9201-0	23	220
15881-9104-0	21	240	16241-1423-0	29	170	16261-0705-7	8	120	16292-0709-5	8	010
15881-9105-0	21	260	16241-1424-0	29	180	16261-1182-2	30	020	16292-2201-6	10	050
15881-9201-0	21	030	16241-1431-0	29	140		34	040	16292-2231-0	10	080
15881-9202-0	21	250	16241-1435-0	29	100	16261-1235-0	31	020	16292-2297-2	10	080
15881-9301-0	21	110	16241-1441-0	29	190		34	060	16292-2298-2	10	080
15881-9302-0	21	210	16241-1443-0	29	120	16261-1333-0	29	040	16292-2347-3	10	170
15881-9303-0	21	220	16241-1511-4	9	020	16261-1354-0	3	070	16292-2348-3	8	095
15881-9304-0	21	230	16241-1627-0	9	070	16261-1356-0	3	080		8	125
15951-3311-3	5	320	16241-1632-0	13	090	16261-1426-6	29	080	16292-2349-4	8	015
15951-9666-0	6	090	16241-1651-0	9	050	16261-1452-4	6	030	16292-2386-4	8	015
	34	100	16241-2131-0	10	030		34	030	16292-2387-4	8	015
15952-9233-0	6	080	16241-2133-0	10	040	16261-3211-7	2	060	16292-2391-3	10	170
16006-5209-2	15	030	16241-2214-2	10	070	16261-4250-2	18	010	16292-2392-3	10	170
16006-5211-2	15	040	16241-2328-0	10	140	16261-5214-0	15	100	16292-2393-3	8	095
16006-5212-2	15	045	16241-2425-0	9	140		35	070		8	125
16020-1617-0	13	010	16241-2432-0	9	130	16261-5628-0	1	160	16292-2394-3	8	095
16030-9601-0	15	023	16241-2436-0	9	110	16261-6556-0	18	150		8	125
16032-5316-0	19	060	16241-2437-0	9	120	16261-9671-0	24	080	16299-5626-0	16	110
16032-5317-0	19	040	16241-2516-0	12	020	16261-9730-0	13	020	16299-5626-0	35	100
16032-5323-0	19	030	16241-3365-0	1	140	16261-9731-0	13	030	16299-6015-0	35	060
16032-5328-0	19	070	16241-3507-0	4	110	16261-9732-0	13	200	16394-7270-0	24	050
16032-5335-0	19	050	16241-5412-2	14	070	16264-0413-2	4	140	16611-6303-0	23	090
16032-9404-0	19	080	16241-5506-4	13	150		35	030	16611-6304-0	23	060
16032-9810-0	19	100	16241-5526-0	13	160	16264-0462-3	12	030	16652-6431-0	21	180
16032-9850-0	19	110	16241-5527-0	13	140	16264-0482-2	8	060	16652-6477-0	21	070
16032-9851-0	19	110	16241-5539-2	13	120		35	050	16652-6478-0	21	130
16032-9852-0	19	110	16241-5545-0	13	180	16264-1231-0	31	010	16683-9602-0	1	050
16032-9853-0	19	110	16241-5546-3	13	190	16264-5409-2	14	010	16692-2501-3	12	010

**NUMERICAL INDEX
INDEX NUMERIQUE
NUMERISCHEN INDEX**

PART No. REFERENCE BESTELL-Nr.	PAGE PAGE SEITE	REF.No. POS.No. BILD-Nr.	PART No. REFERENCE BESTELL-Nr.	PAGE PAGE SEITE	REF.No. POS.No. BILD-Nr.	PART No. REFERENCE BESTELL-Nr.	PAGE PAGE SEITE	REF.No. POS.No. BILD-Nr.	PART No. REFERENCE BESTELL-Nr.	PAGE PAGE SEITE	REF.No. POS.No. BILD-Nr.
16791-6401-0	20	010	1G673-1312-0	29	020	3G710-7591-0	45	010	69443-8078-0	140	220
	21	010	1G673-1555-0	9	010	3G910-7424-0	126	060	69443-8091-0	141	140
16871-9106-0	15	050	1G675-5371-0	18	080	3N640-2422-0	81	060	69449-4649-0	141	200
17053-7415-0	20	130	1G675-5372-0	18	090	3N640-2431-0	81	150		142	470
17208-4203-0	18	190	1G675-5373-0	18	100		83	050	69449-4659-0	142	330
17208-4250-0	18	040	1G677-5361-2	19	090	3P300-9517-0	44	200	69449-4666-0	139	180
17208-6001-6	14	120	1G677-5390-3	18	060	48100-5154-0	74	070		139	260
17208-9104-0	20	140		19	010	52300-3411-0	36	130	69449-8022-0	140	240
17214-7202-0	27	015	1G677-7296-0	24	040	52300-3412-0	79	040	69481-1116-3	90	100
17331-7334-2	6	070	1G679-6551-2	18	140		125	030		91	080
17341-6320-0	23	100	1G679-9101-0	8	070	53660-5381-0	44	180	69481-1116-3	149	310
17391-9616-0	1	080	1G679-9102-0	8	080	53696-1323-0	80	030		149	330
17422-3641-0	2	090	1G680-7287-0	24	030	55611-3146-0	36	030		149	350
17455-5648-0	16	010	1G687-7336-2	24	130	55611-4421-0	151	490		149	370
17456-3642-0	2	100	1G694-0101-2	1	010	5H601-4194-0	24	190	69481-1119-0	28	250
17510-7411-0	20	110	1G700-2198-0	10	060	66021-4337-0	81	160		74	220
17553-0150-0	2	010	1G700-5216-0	15	045		83	060		76	200
19077-5365-0	18	075	1G700-5220-0	15	030	66436-6402-0	21	090	69481-1199-0	136	020
	19	130	1G801-0512-0	6	050	66436-6404-0	21	050	69481-1518-4	32	120
19202-2354-3	10	210	1G826-9203-2	18	065	66711-5442-0	33	040		32	130
19202-2397-3	10	210	1G826-9203-2	19	020	66711-5442-0	33	170	69481-4126-0	37	240
19202-2398-3	11	210	1G872-0402-3	4	010	67156-1833-0	78	150		88	100
19212-6310-0	23	150	1G872-5101-2	15	020	67401-5429-0	32	100		89	110
19212-9713-0	23	170	1G873-9936-6	35	010	68171-2139-0	114	100	69481-4640-0	147	020
19269-6301-0	22	010	1G896-3361-0	1	190	68171-2142-2	114	160	69481-4675-0	144	060
	23	010	1G911-0520-3	6	040	68241-2155-0	114	240	69481-4679-0	147	025
19484-5544-0	13	170	1G993-2376-5	11	230		114	300	69481-5331-0	42	040
	16	040	1G993-2377-5	11	230	68311-1345-0	51	160	69481-6221-0	58	040
1A055-2411-0	10	110	1G995-2375-5	11	230	68311-1351-0	51	210	69481-6237-0	114	260
1C010-1315-0	29	060	1J001-9677-0	4	280	68311-1352-0	51	220		115	320
1C010-1315-0	34	110	1J001-9677-0	6	140	68311-5354-2	44	210	69481-6644-2	106	110
1G021-9665-0	14	110	1J033-0304-0	3	040	68351-4322-0	130	080	69481-6645-2	106	110
1G031-5421-0	14	080	1J033-1601-0	9	030	68391-6822-0	59	160	69481-6692-0	111	060
1G032-1450-7	6	010	1J033-6442-0	20	020		59	260	69481-6693-0	111	070
1G032-5613-0	16	060	1J033-6445-0	20	030	68493-7145-0	53	250	69481-6772-0	107	210
1G032-5615-0	16	070	1J050-2105-0	10	020	68518-7146-0	53	210		109	160
1G032-5647-0	16	080	1J050-2109-0	10	020	68551-5125-0	98	070	69481-7139-0	111	070
1G053-0551-0	6	100	1J050-2325-0	10	150	68651-7238-0	53	200	69481-8111-2	152	010
1G053-1177-0	30	010	1J050-3563-0	10	130		53	290	69481-8661-0	152	020
1G063-0331-0	3	110	1J050-3693-0	4	050	68671-7241-0	53	230	69491-4611-0	145	080
1G063-0331-0	34	020	1J050-3695-0	4	040	68721-6574-0	78	180	69721-9646-0	56	100
1G065-2301-3	10	090	1J050-9233-0	13	060	68721-6685-0	111	080		59	300
1G065-4236-0	18	220	1J095-0436-0	8	030	68741-2142-0	114	170		72	030
1G069-9935-4	34	010		35	040	69441-6692-0	112	090		86	010
1G070-5701-4	17	010	1J095-9201-0	29	200	69441-6838-0	56	120	69728-6217-0	58	050
1G070-5715-2	17	020	1J097-2111-0	10	010		59	240	69728-6218-0	58	060
1G071-7425-0	20	120	1J097-2177-0	11	220		72	080	69738-9002-2	106	110
1G077-5115-0	13	070	1J097-2179-0	11	220		85	010	69741-5753-0	151	400
1G081-6382-0	12	015	1J097-2191-0	10	010		90	010	69741-6611-0	111	030
1G263-5763-0	17	085	1J730-6757-0	21	290		91	010	69741-7281-4	86	120
1G311-4325-0	40	070	1K531-6460-2	21	280	69441-6838-0	92	010	69741-7281-4	86	160
1G311-4328-0	40	015	31355-8229-0	148	090	69441-6839-0	85	090		87	060
1G311-4334-0	40	020	31355-8313-0	118	130	69443-4757-0	139	110		87	090
1G311-4357-0	40	040	35340-2737-0	7	100		140	250		100	030
1G311-4359-0	40	090		48	130		141	160	69741-7282-4	28	060
1G311-4393-0	40	060	37150-3446-0	45	050		145	120		87	030
1G311-8746-0	40	080	38240-2987-0	122	030	69443-8015-0	147	070	69741-7285-4	32	150
1G513-3655-0	2	110		123	030		147	100		32	170
1G642-7305-0	25	040	3A111-1733-0	28	230	69443-8060-0	141	290		84	060
1G673-1311-0	29	010	3G710-7590-0	45	020	69443-8078-0	139	100		148	160

**NUMERICAL INDEX
INDEX NUMERIQUE
NUMERISCHEN INDEX**

PART No. REFERENCE BESTELL-Nr.	PAGE PAGE SEITE	REF.No. POS.No. BILD-Nr.	PART No. REFERENCE BESTELL-Nr.	PAGE PAGE SEITE	REF.No. POS.No. BILD-Nr.	PART No. REFERENCE BESTELL-Nr.	PAGE PAGE SEITE	REF.No. POS.No. BILD-Nr.	PART No. REFERENCE BESTELL-Nr.	PAGE PAGE SEITE	REF.No. POS.No. BILD-Nr.
69741-7285-4...	148...	220									
69741-7287-3...	28...	080									
69748-6225-0...	58...	190									
69749-8041-0...	144...	130									
69759-4710-0...	145...	060									
69759-4711-0...	145...	090									
69759-4715-0...	145...	070									
69778-9671-0...	88...	060									
	89...	060									
6C040-5858-0...	27...	090									
90407-1121-0...	76...	110									

Code No. RH418-8128-0

Kubota

Edition: April-14

Start Series Production: April 14



**KUBOTA
U.K.
LIMITED**

**KUBOTA
BAUMASCHINEN
GmbH**

**KUBOTA
EUROPE
S.A**

KUBOTA EUROPE S.A.

19-25, rue Jules Verne - BP 50088, Z.I.
95101 Argenteuil Cedex France
Tel. +33 (0)1 34 26 34 34 - Fax. +33 (0)1 34 26 34 21
www.kubota.fr

KUBOTA BAUMASCHINEN GmbH

Steinhauser Straße 100
66482 Zweibrücken
Tel. : +49 (0)6332 48 70 - Fax : +49 (0)6332 48 71 01
www.kubota-baumaschinen.de

KUBOTA U.K. LIMITED

Dormer Road, Thame Oxfordshire, OX9 3UN
Phone : +44 (0)184 421 4500 - Fax : +44 (0)184 421 6685
www.kubota.co.uk